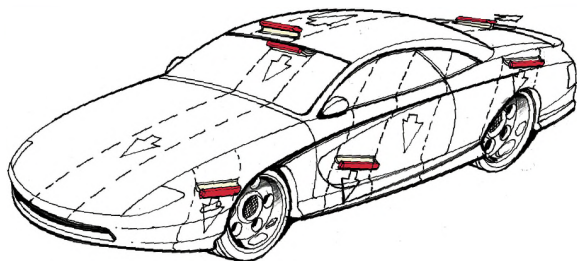
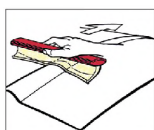


WeatherTech® WaterBlade

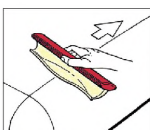
Congratulations on your purchase of the WeatherTech® WaterBlade. The WaterBlade features a soft silicone blade that is designed to easily remove water from almost any surface. The WaterBlade will conform to the contour of the surface you are drying and remove water with very little effort.



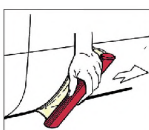
Wash car in shade and rinse well | Always start at the top and work down
Follow diagram and blade sides at an angle as shown



Use a little more pressure on ridges and peaks



Press down on crowned surfaces



Follow the curves of the body, whisking the water away



Remove water from recessed areas press into grooves with fingers

FOR BEST RESULTS:

Thoroughly wash and rinse your vehicle before using this product, including any recessed areas, grooves and openings to wash away any foreign materials. Make sure that any dirt or abrasive material has been removed; these materials can cause damage to the vehicle while using the WaterBlade.

The handle of the WaterBlade should never come in contact with the vehicle, it can potentially cause damage. Only the blade should come in contact with the surface.

Begin drying with the WaterBlade before water has dried to prevent spotting. Do not use WaterBlade on dry surface.

When using the WaterBlade only moderate pressure is required to remove the water; the soft, silicone blade will mold to the shape of the car. A small amount of additional pressure may be required for ridges, peaks or extreme contours.

Begin drying from the top down to minimize dripping water. Finish drying process with a microfiber towel in creases, grills, etc.

Care:

Wash and rinse your WaterBlade before each use.

Silicone blade of the WaterBlade should be protected when not in use. Be careful of sharp objects and edges so that surface of blade is not damaged.

Additional Uses:

The WaterBlade is also great for car windows, boats, RVs, house windows, shower doors and other surfaces in the home.