

## TechFloor™ The Easy to Install Floor Tile




### EXPANSION JOINT PARTS


Designed to relieve the expansion issues common with plastic floor tiles. The floor typically only expands in non-thermally stable environments. The Expansion Joints allow the floor to expand and contract. Bridges and roads use joints for the same purpose.





2" x 3" Beveled Edge Expansion Joint



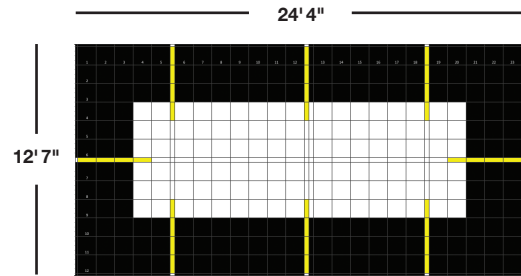
3" x 12" Expansion Joint




3" x 3" Intersection Expansion Joint




Each Expansion Joint strip will accommodate +/- 3/8" of movement.



We recommend Expansion Joint strips be placed every 5' to 7' feet depending on exposure to direct sunlight. Length of the strip is dependent upon the sunlight exposure to that section. A minimum of 3' to 4' feet deep is recommended.



Trimming required of top loop/tab on the regular tiles where the Expansion Joint meets them.



Avoid positioning Expansion Joints under tire locations or any other heavy object. Leave the parts free to move.



Remove tape after installation



Final Expansion Joint Installation