

# EXHAUST Filters for SPRAY Booths

Intake filters on the other side!

**\* EPA certified \* Waterborne Compatible!**

*(40 CFR Part 63 National Emissions Standards)*

All Viskon-Aire exhaust filter pads and rolls have ...  
*Coarse fibers, loose weave and exiting scrim for excellent depth loading.*

*Rugged moisture and humidity resistant constructions.*

*A high holding capacity and efficiency rating.*

**Produced for maximum value...**

**Series 15 filters feature:**

- 2½" thick, 15 gram design.
- 98.66% efficiency.
- 3.6 lb. paint holding capacity.

**Endurance tested...**

**Series 107X filters step up:**

- 2½" thick, 18 gram design.
- 98.75% efficiency.
- 3.3 lb. paint holding capacity.

**Top performance...**

**Series XHD filters outperform:**

- 2½" thick, 22 gram design.
- 99.38% efficiency.
- 2.6 lb. paint holding capacity.

**SERIES 15 Popular Sizes**

Size	Part Number	Case Quantity
20"x20"x2.5"	028-202	50/cs
20"x25"x2.5"	028-203	50/cs
30"x300"x2.5"	028-330	1/cs
36"x300"x2.5"	028-336	1/cs

**Other Sizes Available.**

**SERIES 107X Popular Sizes**

Size	Part Number	Case Quantity
20"x20"x2.5"	017-202	50/cs
20"x25"x2.5"	017-203	50/cs
30"x100"x2.5"	017-240	1/cs
36"x100"x2.5"	017-241	1/cs

**Other Sizes Available.**

**SERIES XHD Popular Sizes**

Size	Part Number	Case Quantity
20"x20"x2.5"	025-202	50/cs
20"x25"x2.5"	025-203	50/cs
30"x300"x2.5"	025-330	1/cs
40.5"x300"x2.5"	025-341	1/cs

**Other Sizes Available.**

**VISKON-AIRE\***  
Air Filter Products

**Exceptional filters for exceptional finishes.**

# INTAKE Filters for SPRAY Booths


Exhaust filters on the other side!

## DESIGNED FOR VALUE... Series 45 has:

- A non-migrating, user-friendly dry tack to ease installation and enhance efficiency.
- A self-sealing gasket to prevent bypass.
- Heat sealed construction to minimize flutter.

SERIES 45 Popular Sizes		
Size	Part Number	Case Quantity
20"x20"	4520-2020	20/cs
20"x25"	4516-2025	16/cs
20"x48"	4508-2048	8/cs
20"x50"	4510-2050	10/cs

*Other Sizes Available.*




## DESIGNED FOR EXTRA ENDURANCE... Series 55 has:

- VISKON-AIRE's unique PBT-32™ TACKIFIER WILL NOT DRY OUT OR UNLOAD, so you don't spoil a great paint job!
- A self-sealing gasket to prevent bypass.
- Heat sealed construction to minimize flutter.

SERIES 55 Popular Sizes		
Size	Part Number	Case Quantity
20"x20"	865-006	20/cs
20"x25"	872-001	16/cs
20"x48"	464-120	8/cs
20"x50"	472-100	10/cs

*Other Sizes Available.*

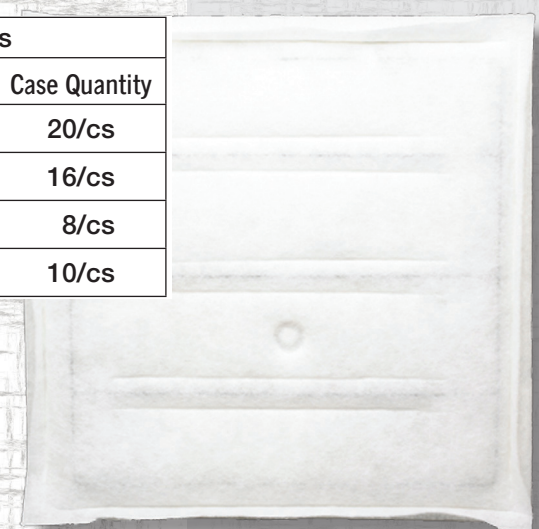


## DESIGNED FOR TOP PERFORMANCE... VR-1 has:

- A non-migrating, user-friendly dry tack for easy installation and enhanced efficiency.
- The highest efficiency filtration with minimal airflow restriction.
- Specifically designed for heated booths!

SERIES VR-1 Popular Sizes		
Size	Part Number	Case Quantity
20"x20"	300-002	20/cs
20"x25"	300-003	16/cs
20"x48"	300-120	8/cs
20"x50"	300-121	10/cs

*Other Sizes Available.*




**VISKON-AIRE\***  
Air Filter Products

**Exceptional filters for exceptional finishes.**



The Viskon-Aire Series 45 Self-Seal Panel Filters are manufactured from high quality synthetic 2-ply polyester fibers. The media is progressively structured and the internal wire supports and heat sealed seams eliminate media flutter and particle migration. The internal steel wire frame is welded and springs into place with a force fit into the filter holding frame eliminating any air bypass around the filter. The media is treated with a dry tackification process which captures paint damaging particles from dislodging downstream. The Series 45 Self-Seal 2-ply panel filter is the economical choice for surface finishing environments that require *dust free finishes*.



#### Series 45 Self-Seal Panel Filter benefits:

- Progressive media structure
- Optimizes plenum pressurization for even air flow
- Media UL 900 approved
- Panel filters self-seal to eliminate any air bypass
- Dry Tackifier
- 100% RH resistance
- 11 gauge internal wire frame to support panel
- Solvent resistant media during booth cleaning
- Continuous temperature 180°F (82.2 °C) Peaks 200°F

#### Product Shipping & Packaging Information for Self-Seal Panel Filters:

Filter Model #	Size (mm)	Weight Lbs (kg)	Packaging	Carton Dimensions Inches
Series 45 Panel Filters 4524-2424	24" x 24" x 1" (610x610x25.6)	27	24/case	26.5 x 16.5 x 26.5
Series 45 Panel Filters 4520-2020	20" x 20" x 1" (508x508x25.6)	14	20/case	22.5 x 14.5 x 22.5
Series 45 Panel Filters 4516-2025	20" x 25" x 1" (508x635x25.6)	17	16/case	22.5 x 14.5 x 27.5
Series 45 Panel Filters 4524-2025	20" x 25" x 1" (508x635x25.6)	20	24/case	22.5 x 14.5 x 27.5
Series 45 Panel Filters 4508-2050	20" x 50" x 1" (508x1270x25.6)	13	8/case	22.5 x 14.5 x 27.5
Series 45 Panel Filters 4508-2048	20" x 48" x 1" (508x1219x25.6)	13	8/case	22.5 x 14.5 x 27.5

**Note: All standard Self-Seal panel filters available - call factory**

## The Air Filter Specialists

*XHD*



*107X*



*SG-15*



*T-700/G\**



*VR-1*



*Series 55*



*Series 45*



## Fiberglass Paint Arrestors

Size	Units	Item #
------	-------	--------

Size	Units	Item #
------	-------	--------

### Viskon-Aire\* XHD (Yellow / White Extra Heavy Duty 22-Gram Fiberglass)

#### Paint Arrestor Pads

20" x 20" x 2.5"	50/cs	025-202
20" x 25" x 2.5"	50/cs	025-203
24" x 24" x 2.5"	50/cs	025-205

#### Paint Arrestor Rolls

22.5" x 300 (FT) x 2.5"	1/bg	025-322
24" x 300 (FT) x 2.5"	1/bg	025-324
25" x 300 (FT) x 2.5"	1/bg	025-325
30" x 300 (FT) x 2.5"	1/bg	025-330
36" x 300 (FT) x 2.5"	1/bg	025-336
40.5" x 300 (FT) x 2.5"	1/bg	025-341
48" x 300 (FT) x 2.5"	1/bg	025-348
60" x 300 (FT) x 2.5"	1/bg	025-360

### Viskon-Aire\* 107X (Blue / White Heavy Duty 18-Gram Fiberglass)

#### Paint Arrestor Pads

16" x 20" x 2.5"	50/cs	017-200
16" x 25" x 2.5"	50/cs	017-201
20" x 20" x 2.5"	50/cs	017-202
20" x 25" x 2.5"	50/cs	017-203
24" x 24" x 2.5"	50/cs	017-205

#### Paint Arrestor Rolls (100 FT)

22.5" x 100 (FT) x 2.5"	2/cs	017-237
24" x 100 (FT) x 2.5"	2/cs	017-242
25" x 100 (FT) x 2.5"	2/cs	017-243
30" x 100 (FT) x 2.5"	1/cs	017-240
36" x 100 (FT) x 2.5"	1/cs	017-241
40.5" x 100 (FT) x 2.5"	1/cs	017-239
48" x 100 (FT) x 2.5"	1/cs	017-244
60" x 100 (FT) x 2.5"	1/cs	017-225

#### Paint Arrestor Rolls (300 FT)

20.5" x 300 (FT) x 2.5"	1/bg	017-321
22.5" x 300 (FT) x 2.5"	1/bg	017-322
30" x 300 (FT) x 2.5"	1/bg	017-330
36" x 300 (FT) x 2.5"	1/bg	017-336
40.5" x 300 (FT) x 2.5"	1/bg	017-341
60" x 300 (FT) x 2.5"	1/bg	017-360

### Viskon-Aire\* SG-15 (Green / White Standard Duty 15-Gram Fiberglass)

#### Paint Arrestor Pads

16" x 20" x 2.5"	50/cs	028-200
16" x 25" x 2.5"	50/cs	028-201
20" x 20" x 2.5"	50/cs	028-202
20" x 25" x 2.5"	50/cs	028-203
24" x 24" x 2.5"	50/cs	028-205

#### Paint Arrestor Rolls

20.5" x 300 (FT) x 2.5"	1/bg	028-321
22.5" x 300 (FT) x 2.5"	1/bg	028-322
25" x 300 (FT) x 2.5"	1/bg	028-325
30" x 300 (FT) x 2.5"	1/bg	028-330
36" x 300 (FT) x 2.5"	1/bg	028-336
40.5" x 300 (FT) x 2.5"	1/bg	028-341
48" x 300 (FT) x 2.5"	1/bg	028-348
60" x 300 (FT) x 2.5"	1/bg	028-360

## Polyester Paint Arrestors

Size	Units	Item #
------	-------	--------

Size	Units	Item #
------	-------	--------

### Viskon-Aire\* PS (White, 1" High Efficiency, Progressive Density Polyester)

#### Paint Arrestor Pads

20" x 20" x 1"	30/cs	020-302
20" x 20" x 1"	40/cs	020-312
20" x 25" x 1"	40/cs	020-313
24" x 24" x 1"	40/cs	020-305

#### Paint Arrestor Rolls (90 FT)

20" x 90 (FT) x 1"	1/bg	020-319
25" x 90 (FT) x 1"	1/bg	020-320
30" x 90 (FT) x 1"	1/bg	020-321
36" x 90 (FT) x 1"	1/bg	020-336
40" x 90 (FT) x 1"	1/bg	020-323
45" x 90 (FT) x 1"	1/bg	020-330
48" x 90 (FT) x 1"	1/bg	020-326
60" x 90 (FT) x 1"	1/bg	020-324
72" x 90 (FT) x 1"	1/bg	020-325

### Viskon-Aire\* Value Line Collector Roll (White, 1/2" Exhaust Prefilter, Progressive Density Polyester)

36" x 135 (FT) x 1/2"	1/cs	019-236
-----------------------	------	---------

40.5" x 135 (FT) x 1/2"	1/cs	019-239
-------------------------	------	---------

## Cross Draft Intake Filters -- Panels

Size	Units	Item #
------	-------	--------

Size	Units	Item #
------	-------	--------

### Viskon-Aire\* VR-1 Intake Panel (Extra High Efficiency / Premium Filter, Dry Tackified)

#### Single Panel (Internal Wire)

20" x 20"	20/cs	300-002
20" x 20"	24/cs	300-000
20" x 25"	16/cs	300-003
20" x 25"	20/cs	300-103
24" x 24"	20/cs	300-005
20" x 48" (Solid)	12/cs	300-136

#### Linked Panel (Internal Wire)

20" x 40"	10/cs	300-127
20" x 46"	8/cs	300-122
20" x 46"	12/cs	300-124
20" x 48"	8/cs	300-120
20" x 48"	12/cs	300-220
20" x 50"	10/cs	300-121
20" x 50"	11/cs	300-129
20" x 100"	4/cs	300-133
24" x 48"	12/cs	300-126
24" x 80"	4/cs	300-128
24" x 100"	6/cs	300-125
24" x 111"	5/cs	300-130
25" x 100"	4/cs	300-132

### Viskon-Aire\* Series 55 Intake Panel (High Efficiency / Premium Filter, PBT-32™ Proprietary Tackified)

#### Single Panel (Internal Wire)

10" x 20"	24/cs	865-002
12" x 24"	24/cs	880-001
16" x 20"	24/cs	861-000
16" x 25"	24/cs	862-000
20" x 20"	24/cs	865-000
20" x 20"	20/cs	865-006
20" x 25"	24/cs	872-000
20" x 25"	16/cs	872-001
24" x 24"	24/cs	880-000

#### Linked Panel (Internal Wire)

20" x 40"	12/cs	865-040
20" x 46"	8/cs	464-201
20" x 46"	10/cs	464-200
20" x 48"	8/cs	464-120
20" x 50"	8/cs	464-100
20" x 50"	10/cs	472-100
24" x 48"	12/cs	880-805

### Viskon-Aire\* Series 45 Intake Panel (Standard Efficiency Filter, Dry Tackified)

#### Single Panel (Internal Wire)

12" x 24"	24/cs	4524-1224
20" x 20"	20/cs	4520-2020
20" x 20"	24/cs	4524-2020
20" x 25"	16/cs	4516-2025
20" x 25"	20/cs	4520-2025
20" x 25"	24/cs	4524-2025
24" x 24"	24/cs	4524-2424

#### Linked Panel (Internal Wire)

20" x 46"	8/cs	4508-2046
20" x 46"	10/cs	4510-2046
20" x 48"	8/cs	4508-2048
20" x 48"	10/cs	4510-2048
20" x 48"	12/cs	4512-2048
20" x 50"	8/cs	4508-2050
20" x 50"	10/cs	4510-2050

## Selected Prefilters (By Item Number)

Size	Units	Item #	Size	Units	Item #
20" x 20"	12/cs	152-002	20" x 90 (FT)	1/cs	400-003
20" x 20"	12/cs	154-002	23.5" x 17.75" x 15"	6/cs	420-034
20" x 20"	20/cs	153-002	15" x 24" x 20"	6/cs	420-035
20" x 25"	16/cs	153-002	18" x 26.5" x 15"	2/cs	420-036
20" x 48"	8/cs	153-120	23.25" x 47" x 8"	4/cs	420-038
20" x 25"	12/cs	154-003	30" x 27" x 12"	4/cs	420-040
24" x 24"	12/cs	154-005	18.25" x 37.75" x 15"	2/cs	420-041
20" x 24"	12/cs	154-006	22" x 39-7/8" x 15"	2/cs	420-042
26.5" x 47"	4/cs	154-011	17-5/8" x 51-7/8" x 15"	2/cs	420-044
25" x 80"	2/cs	154-062	18" x 32" x 15"	2/cs	420-046
25" x 72"	4/cs	154-063	23-5/16" x 18" x 23"	3/cs	420-048
20" x 50"	6/cs	154-070	27.5" x 29.5" x 15"	3/cs	420-050
25" x 75"	4/cs	154-072	23.5" x 43.5" x 10"	2/cs	420-053
20" x 72"	6/cs	154-074	19-7/8" x 36.5" x 12"	6/cs	440-037
24" x 48"	6/cs	154-079	23" x 45-1/8" x 12"	4/cs	440-039
16" x 50"	6/cs	154-083	18.25" x 39.25" x 12"	4/cs	440-040
20" x 48"	6/cs	154-086	40" x 50"	6/cs	450-008
24" x 60"	6/cs	233-900	51" x 65 (FT)	1/cs	451-003
27" x 60"	6/cs	233-901	25-5/16" x 21-5/16" x 42"	3/cs	477-000
40" x 70"	2/cs	233-902	21-3/8" x 25-3/8" x 15"	2/cs	477-001
24" x 60"	2/cs	233-903	20" x 24" x 36"	4/cs	477-002
40" x 40"	4/cs	233-905	20" x 24" x 21"	6/cs	477-003
24" x 48"	6/cs	233-906	24" x 24" x 20"	4/cs	477-004
36.5" x 52"	2/cs	233-907	24" x 24" x 20"	3/cs	477-006
40" x 48"	4/cs	233-908	20" x 24" x 20"	4/cs	477-007
30" x 39"	4/cs	233-910	20" x 24" x 15"	3/cs	477-008
18" x 48"	6/cs	233-911	13-7/8" x 23-1/8" x 15"	6/cs	477-010
37" x 39"	4/cs	233-913	15-5/16" x 16-3/8" x 15"	3/cs	477-011
47.5" x 52"	3/cs	233-916	24" x 24" x 26"	3/cs	477-013
21.5" x 47.5"	6/cs	233-917	13-7/8" x 45-1/8" x 15"	3/cs	477-018
26" x 48"	9/cs	233-918	24" x 24" x 15"	4/cs	477-020
15" x 24"	6/cs	233-919	24" x 24" x 12"	4/cs	477-027



## Down Draft Intake Filters -- Panels

Size	Units	Item #
------	-------	--------

Size	Units	Item #
------	-------	--------

### Viskon-Aire\* T-700/G\* (Extra High Efficiency / Premium Filter, Dry Tackified)

#### Single Panel (Internal Wire)

20" x 20"	20/cs	700-102
20" x 20"	24/cs	700-108
20" x 25"	20/cs	700-103
20" x 48" (Solid)	8/cs	700-130
20" x 48" (Solid)	10/cs	700-135
24" x 24"	20/cs	700-105
24" x 24"	24/cs	700-110

#### Linked Panel (Internal Wire)

20" x 48"	8/cs	700-121
20" x 48"	10/cs	700-123
20" x 48"	12/cs	700-133
20" x 50"	4/cs	700-142
20" x 50"	8/cs	700-122
20" x 50"	11/cs	700-132
20" x 80"	5/cs	700-180
24" x 60"	4/cs	700-131
24" x 72"	8/cs	700-134
24" x 80"	2/cs	700-181
24" x 80"	4/cs	700-129

## Down Draft Intake Filters -- Pad / Blanket

Size	Units	Item #
------	-------	--------

Size	Units	Item #
------	-------	--------

### Viskon-Aire\* Series 990 (Standard Efficiency Filter, PBT-32™ Proprietary Tackified)

#### Pad / Blanket

24" x 120"	2/cs	990-215
24" x 240"	1/cs	990-212
60" x 264"	3/cs	990-213
24" x 108"	1/cs	990-205
25" x 72"	1/cs	990-211
37" x 70"	3/cs	990-210

#### Pad / Blanket

37" x 168"	2/cs	990-218
37" x 100 (FT)	1/cs	990-220
51" x 108"	2/cs	990-204
51" x 156"	2/cs	990-206
51" x 180"	2/cs	990-208
60" x 108"	2/cs	990-207
60" x 180"	2/cs	990-209

## Down Draft Booth Filter Selection / Guide

Spray Booth Make / Model	Filter Type	Size			Item #	Filters / Case	
		Wd	Lg	Dpt			
<b>Accudraft / SAIMA</b>							
Older Models <i>(Requires 18 or 21 Ceiling Filters)</i>	Ceiling (Pad)	37"	45"	1"	700-259	8	
	Ceiling (Pad)	37"	45"	1"	700-205	10	
	Ceiling (Pad)	37"	45"	1"	700-204	11	
	Pre-Filter	24"	60"	1"	233-900	6	
	Pre-Filter	23-5/8"	18"	23"	420-048	3	
	Pre-Filter	18"	26.5"	15"	420-036	2	
	Pre-Filter	18"	48"	1"	233-911	6	
	Exhaust Cube	15"	24"	20"	420-035	6	
	Paint Arrestor	30"	--- See Paint Arrestor Selection Table ---				
	Paint Arrestor	48"	--- See Paint Arrestor Selection Table ---				
<b>Accudraft / SAIMA</b>							
2000 Maxidraft <i>(Requires 18 Ceiling Filters)</i>	Ceiling (Pad)	41"	45"	1"	700-280	8	
	Ceiling (Pad)	41"	45"	1"	700-281	10	
	Pre-Filter	18"	26.5"	15"	420-036	2	
	Pre-Filter	23.5"	17.75"	15"	420-034	6	
	Exhaust Cube	15"	24"	20"	420-035	6	
	Paint Arrestor	48"	--- See Paint Arrestor Selection Table ---				
<b>Accudraft / SAIMA</b>							
Accudraft & Superkleen (Older Models) <i>(Requires 18 or 21 Ceiling Filters)</i>	Ceiling (Pad)	37"	45"	1"	700-259	8	
	Ceiling (Pad)	37"	45"	1"	700-205	10	
	Ceiling (Pad)	37"	45"	1"	700-204	11	
	Pre-Filter	24"	60"	1"	233-900	6	
	Pre-Filter	18"	26.5"	15"	420-036	2	
	Exhaust Cube	15"	24"	20"	420-035	6	
	Paint Arrestor	30"	--- See Paint Arrestor Selection Table ---				
	Paint Arrestor	48"	--- See Paint Arrestor Selection Table ---				
<b>Accudraft / SAIMA</b>							
Spraykleen <i>(Requires 12 Ceiling Filters)</i>	Ceiling (Pad)	45"	58.5"	1"	700-221	6	
	Pre-Filter	18"	26.5"	15"	420-036	2	
	Exhaust Cube	15"	24"	20"	420-035	6	
	Pre-Filter	27"	60"		233-901	6	
	Paint Arrestor	30"	--- See Paint Arrestor Selection Table ---				
<b>AEN</b>							
Down Draft <i>(Requires 3 Ceiling Filters)</i>	Ceiling (Pad)	58"	58"	1"	700-283	3	
	Pre-Filter	25-5/16"	21-5/16"	42"	477-000	3	
	Paint Arrestor	25"	--- See Paint Arrestor Selection Table ---				

## Down Draft Booth Filter Selection / Guide

Spray Booth Make / Model	Filter Type	Size			Item #	Filters / Case
		Wd	Lg	Dpt		
<b>AeroCure</b>						
Down Draft <i>(Requires 10 Ceiling Filters)</i>	Ceiling (Pad)	58"	62"	1"	700-278	5
	Paint Arrestor	25"	--- See Paint Arrestor Selection Table ---			---
<b>AFC</b>						
Customaire <i>(Requires 24 Ceiling Filters)</i>	Ceiling (Panel)	20"	48"	1"	700-133	12
	Ceiling (Panel)	20"	48"	1"	300-120	8
	Paint Arrestor	20"	--- See Paint Arrestor Selection Table ---			---
	Paint Arrestor	22.5"	--- See Paint Arrestor Selection Table ---			---
<b>AFC</b>						
Eurostyle Downflo <i>(Requires 12 Ceiling Filters)</i>	Ceiling (Pad)	38"	60"	1"	700-288	6
	Pre-Filter	20"	50"		464-100	8
	Pre-Filter	20"	50"		154-070	6
	Paint Arrestor	20"	20"		See Table	50
	Paint Arrestor	20"	--- See Paint Arrestor Selection Table ---			---
	Paint Arrestor	22.5"	--- See Paint Arrestor Selection Table ---			---
<b>AFC</b>						
Quadraft <i>(Requires 12 Ceiling Filters)</i>	Ceiling (Pad)	37"	54"	1"	700-373	4
	Pre-Filter	20"	50"		154-070	6
	Paint Arrestor	20"	20"		See Table	50
	Paint Arrestor	20"	--- See Paint Arrestor Selection Table ---			---
	Paint Arrestor	22.5"	--- See Paint Arrestor Selection Table ---			---
<b>AFC</b>						
SDD Xtreme <i>(Requires 12 Ceiling Filters)</i>	Ceiling (Pad)	37"	54"	1"	700-373	4
	Pre-Filter	20"	50"		154-070	6
	Paint Arrestor	20"	20"		See Table	50
	Paint Arrestor	20"	--- See Paint Arrestor Selection Table ---			---
	Paint Arrestor	22.5"	--- See Paint Arrestor Selection Table ---			---
<b>AirTech</b>						
Down Draft <i>(Requires 6 or 7 Ceiling Filters)</i>	Ceiling (Pad)	45.5"	135"	1"	700-337	3
	Ceiling (Pad)	45.5"	135"	1"	700-338	4
<b>Ameri-Cure</b>						
Older Models <i>(Requires 6 Ceiling Filters)</i>	Ceiling (Panel)	20"	50"	1"	700-122	8
	Ceiling (Panel)	20"	46"	1"	464-200	10
	Pre-Filter	20"	50"		464-100	8
	Pre-Filter	20"	50"		154-070	6
	Paint Arrestor	36"	--- See Paint Arrestor Selection Table ---			---

## Down Draft Booth Filter Selection / Guide

Spray Booth Make / Model	Filter Type	Size			Item #	Filters / Case
		Wd	Lg	Dpt		
<b>Ameri-Cure</b>						
Newer Models <i>(Requires 6 Ceiling Filters)</i>	Ceiling (Pad)	48"	80"	1"	700-325	4
	Paint Arrestor	36"	--- See Paint Arrestor Selection Table ---			
<b>BITA</b>						
7.5 Meter <i>(Requires 4 Ceiling Filters)</i>	Ceiling (Pad)	68.5"	134"	1"	700-347	2
	Pre-Filter	23.25"	47"	8"	420-038	4
	Paint Arrestor	30"	--- See Paint Arrestor Selection Table ---			
<b>BITA</b>						
7.5 Meter Extended <i>(Requires 4 Ceiling Filters)</i>	Ceiling (Pad)	68.5"	76"	1"	700-348	4
	Pre-Filter	23.25"	47"	8"	420-038	4
	Paint Arrestor	30"	--- See Paint Arrestor Selection Table ---			
<b>BITA</b>						
8.0 Meter <i>(Requires 4 Ceiling Filters)</i>	Ceiling (Pad)	78"	134"	1"	700-350	2
	Pre-Filter	23.25"	47"	8"	420-038	4
	Paint Arrestor	30"	--- See Paint Arrestor Selection Table ---			
<b>BITA</b>						
8.0 Meter Extended <i>(Requires 8 Ceiling Filters)</i>	Ceiling (Pad)	76"	78"	1"	700-349	4
	Pre-Filter	23.25"	47"	8"	420-038	4
	Paint Arrestor	30"	--- See Paint Arrestor Selection Table ---			
<b>Black Crowe</b>						
Down Draft <i>(Requires 4 to 12 Ceiling Filters)</i>	Ceiling (Pad)	64"	104"	1"	700-346	2
	Paint Arrestor	22.5"	--- See Paint Arrestor Selection Table ---			
<b>Brewco</b>						
Down Draft <i>(Requires 4 Ceiling Filters)</i>	Ceiling (Pad) (4)	39"	55.5"	1"	700-320	2
	Ceiling (Pad) (4)	51"	55"	1"	700-355	4
	Pre-Filter	20"	20"		154-002	12
	Pre-Filter	20"	48"		154-086	6
	Pre-Filter	24"	48"		154-079	6
	Paint Arrestor	25"	--- See Paint Arrestor Selection Table ---			
	Paint Arrestor	30"	--- See Paint Arrestor Selection Table ---			
Paint Arrestor	36"	--- See Paint Arrestor Selection Table ---				
<b>Carolina-Virginia</b>						
Down Draft <i>(Requires 24 Ceiling Panel Filters)</i>	Ceiling (Panel)	20"	48"	1"	700-121	8
	Pre-Filter	25"	72"		154-063	4
	Paint Arrestor	40.5"	--- See Paint Arrestor Selection Table ---			



## Down Draft Booth Filter Selection / Guide

Spray Booth Make / Model	Filter Type	Size			Item #	Filters / Case
		Wd	Lg	Dpt		
<b>CMC</b>						
Concord <i>(Requires 12 Ceiling Filters)</i>	Ceiling (Pad) (12)	39"	79"	1"	700-242	6
	Ceiling (Pad) (12)	39"	60"	1"	700-406	3
	Ceiling (Pad) (12)	40"	115"	1"	700-214	4
	Pre-Filter	18"	32"	15"	420-046	2
	Paint Arrestor	24"	--- See Paint Arrestor Selection Table ---			
	Paint Arrestor	30"	--- See Paint Arrestor Selection Table ---			
<b>CMC</b>						
Mirage <i>(Requires 12 Ceiling Filters)</i>	Ceiling (Pad) (12)	39"	79"	1"	700-242	6
	Ceiling (Pad) (12)	39"	50"	1"	700-407	3
	Pre-Filter	17-5/8"	51-7/8"	15"	420-044	2
	Paint Arrestor	30"	--- See Paint Arrestor Selection Table ---			
<b>CMC</b>						
Stealth <i>(Requires 12 Ceiling Filters)</i>	Ceiling (Pad) (12)	39"	102"	1"	700-354	6
	Ceiling (Pad) (12)	35.5"	98"	1"	700-357	6
	Pre-Filter	18"	32"	15"	420-046	2
	Paint Arrestor	30"	--- See Paint Arrestor Selection Table ---			
<b>CMC</b>						
Multi-Flo <i>(Requires 12 Ceiling Filters)</i>	Ceiling (Pad) (12)	39"	79"	1"	700-242	6
	Pre-Filter	18"	36"	20"	420-049	2
	Paint Arrestor	30"	--- See Paint Arrestor Selection Table ---			
<b>CMC</b>						
95 <i>(Requires 12 Ceiling Filters)</i>	Ceiling (Pad) (12)	39"	151"	1"	700-570	4
	Pre-Filter	18"	32"	15"	420-046	2
	Paint Arrestor	30"	--- See Paint Arrestor Selection Table ---			
<b>Col-Met</b>						
Down Draft	Ceiling (Panel)	20"	20"	1"	700-102	20
	Ceiling (Panel)	20"	20"	1"	700-108	24
	Ceiling (Panel)	20"	20"	1"	300-002	20
	Ceiling (Panel)	20"	20"	1"	300-000	24
	Paint Arrestor	20"	20"	See Paint Arrestor Selection Table		
<b>CWN</b>						
USA <i>(Requires 6 Ceiling Filters)</i>	Ceiling (Pad) (6)	39"	146"	1"	700-240	3
	Ceiling (Pad) (6)	40"	133"	1"	700-203	3
	Pre-Filter	24"	60"		233-900	6
	Pre-Filter	24"	24"	20"	477-004	4
	Paint Arrestor	24"	--- See Paint Arrestor Selection Table ---			

## Down Draft Booth Filter Selection / Guide

Spray Booth Make / Model	Filter Type	Size			Item #	Filters / Case
		Wd	Lg	Dpt		
<b>CWN</b>						
Import <i>(Requires 6 Ceiling Filters)</i>	Ceiling (Pad) (6)	40"	138"	1"	700-222	3
	Ceiling (Pad) (6)	40"	133"	1"	700-203	3
	Pre-Filter	24"	24"	20"	477-004	4
	Paint Arrestor	24"	--- See Paint Arrestor Selection Table ---			
<b>Diamond</b>						
Down Draft <i>(Requires 10 + 4 Ceiling Filters)</i>	Ceiling (Pad) (10)	60"	60"	1"	700-264	5
	Ceiling (Pad) (4)	61"	151"	1"	700-228	2
	Pre-Filter	24"	24"	12"	477-027	4
	Paint Arrestor	30"	--- See Paint Arrestor Selection Table ---			
<b>Eagle</b>						
SDD <i>(Requires 4 Ceiling Filters)</i>	Ceiling (Pad)	48"	57.5"	1"	700-282	4
	Pre-Filter	20"	50"		154-070	6
	Paint Arrestor	20"	20"	See Paint Arrestor Selection Table		
<b>Eagle</b>						
DSD <i>(Requires 4 Ceiling Filters)</i>	Ceiling (Pad)	48"	57.5"	1"	700-282	4
	Pre-Filter	20"	50"		154-070	6
	Pre-Filter	20"	72"		154-074	6
	Paint Arrestor	20"	20"	See Paint Arrestor Selection Table		
<b>Eagle</b>						
DD & EDD <i>(Requires 20 Ceiling Filters)</i>	Ceiling (Pad)	22"	56"	1"	700-250	10
	Pre-Filter	20"	72"		154-074	6
	Pre-Filter	16"	50"		154-083	6
	Paint Arrestor	20"	20"	See Paint Arrestor Selection Table		
<b>Europa</b>						
Down Draft <i>(Requires 8 Ceiling Filters)</i>	Ceiling (Pad)	51"	60"	1"	700-342	4
	Pre-Filter	30"	90"		918-007	2
	Paint Arrestor	30"	--- See Paint Arrestor Selection Table ---			
<b>Furnocolor</b>						
Down Draft <i>(Requires 4 or 6 Ceiling Filters)</i>	Ceiling (Pad)	40"	100"	1"	700-333	4
	Ceiling (Pad)	48"	66"	1"	700-339	6
<b>Future Cure</b>						
Down Draft (Old Style)	Ceiling (Panel)	20"	46"	1"	300-124	12
	Pre-Filter	20"	48"		154-086	6
	Paint Arrestor	36"	--- See Paint Arrestor Selection Table ---			

## Down Draft Booth Filter Selection / Guide

Spray Booth Make / Model	Filter Type	Size			Item #	Filters / Case
		Wd	Lg	Dpt		
<b>Future Cure</b>						
DD 2500 & SD 2500	Ceiling (Pad)	24"	111"	1"	700-223	3
	Ceiling (Panel)	20"	46"	1"	300-124	12
	Pre-Filter	20"	20"		152-002	12
	Paint Arrestor	36"	--- See Paint Arrestor Selection Table ---			
<b>Future Cure</b>						
Semi Down Draft	Ceiling (Panel)	20"	46"	1"	300-124	12
	Pre-Filter	20"	20"		152-002	12
	Paint Arrestor	36"	--- See Paint Arrestor Selection Table ---			
<b>Future Cure</b>						
Millenium	Ceiling (Pad)	31"	92"	1"	700-369	3
	Ceiling (Pad)	38"	92"	1"	700-301	6
	Paint Arrestor	36"	--- See Paint Arrestor Selection Table ---			
<b>Garmat</b>						
Blackhawk <i>(Requires 7 Ceiling Filters)</i>	Ceiling (Pad)	38.5"	108"	1"	700-229	4
	Ceiling (Pad)	38.5"	108"	1"	700-230	3
	Paint Arrestor	36"	--- See Paint Arrestor Selection Table ---			
<b>Garmat</b>						
USA 3000 <i>(Requires 16 Ceiling Filters)</i>	Ceiling (Pad)	38"	65"	1"	700-248	8
	Pre-Filter	24"	24"	20"	477-006	3
	Paint Arrestor	40.5"	--- See Paint Arrestor Selection Table ---			
<b>Garmat</b>						
700 Series (Old) <i>(Requires 7 Ceiling Filters)</i>	Ceiling (Pad)	38.5"	108"	1"	700-229	4
	Ceiling (Pad)	38.5"	108"	1"	700-230	3
	Pre-Filter	24"	24"	26"	477-013	3
	Paint Arrestor	40.5"	--- See Paint Arrestor Selection Table ---			
<b>Garmat</b>						
700 Series (New) <i>(Requires 7 Ceiling Filters)</i>	Ceiling (Pad)	38.5"	108"	1"	700-229	4
	Ceiling (Pad)	38.5"	108"	1"	700-230	3
	Pre-Filter	24"	24"	26"	477-013	3
	Paint Arrestor	36"	--- See Paint Arrestor Selection Table ---			
<b>Garmat</b>						
Zephyr <i>(Requires 7 Ceiling Filters)</i>	Ceiling (Pad)	38.5	108"	1"	700-229	4
	Ceiling (Pad)	38.5	108"	1"	700-230	3
	Pre-Filter	24"	24"	26"	477-013	3
	Paint Arrestor	36"	--- See Paint Arrestor Selection Table ---			

## Down Draft Booth Filter Selection / Guide

Spray Booth Make / Model	Filter Type	Size			Item #	Filters / Case
		Wd	Lg	Dpt		
Global Finishing						
Binks Downunder <i>(Requires 48 Ceiling Panel Filters, or 8 Ceiling Pad Filters)</i>	Ceiling (Pad) (8)	36"	144"	1"	700-208	4
	Ceiling (Panel) (48)	20"	20"	1"	700-108	24
	Ceiling (Panel) (48)	20"	20"	1"	300-000	24
	Paint Arrestor	36"	--- See Paint Arrestor Selection Table ---			
Global Finishing						
Binks Pyramid <i>(Requires 8 Ceiling Filters)</i>	Ceiling (Pad)	36"	144"	1"	700-208	4
	Pre-Filter	25"	75"		154-072	4
	Pre-Filter	25"	72"		154-063	4
	Paint Arrestor	36"	--- See Paint Arrestor Selection Table ---			
Global Finishing						
Binks SprayOven <i>(Requires 8 Ceiling Filters)</i>	Ceiling (Pad)	36"	127"	1"	700-272	4
	Pre-Filter	24"	60"		233-900	6
	Pre-Filter	20"	50"		154-070	6
	Pre-Filter	25"	72"		154-063	4
	Paint Arrestor	36"	--- See Paint Arrestor Selection Table ---			
Global Finishing						
Binks Surround Air <i>(Requires 12 Ceiling Filters)</i>	Ceiling (Pad)	42"	168"	1"	700-260	2
	Pre-Filter	25"	80"		154-062	2
	Paint Arrestor	36"	--- See Paint Arrestor Selection Table ---			
Global Finishing						
Binks Sunkiss Elite <i>(Requires 11 Ceiling Filters)</i>	Ceiling (Pad)	23"	120"	1"	700-329	5
	Ceiling (Pad)	23"	120"	1"	700-330	6
	Pre-Filter	24"	24"	26"	477-013	3
	Paint Arrestor	25"	--- See Paint Arrestor Selection Table ---			
Global Finishing						
Binks Sunkiss T <i>(Requires 9 Ceiling Filters)</i>	Ceiling (Pad)	26"	124"	1"	700-211	5
	Paint Arrestor	30"	--- See Paint Arrestor Selection Table ---			
Global Finishing						
Binks Thermoreactor	Ceiling (Pad)	26"	124"	1"	700-211	5
Global Finishing						
Blowtherm 6.0 Meter (Old) <i>(Requires 4 Ceiling Filters)</i>	Ceiling (Pad)	60"	120"	1"	700-233	2
	Pre-Filter	23.25"	47"	8"	420-038	4
	Paint Arrestor	30"	--- See Paint Arrestor Selection Table ---			



## Down Draft Booth Filter Selection / Guide

Spray Booth Make / Model	Filter Type	Size			Item #	Filters / Case
		Wd	Lg	Dpt		
<b>Global Finishing</b>						
Blowtherm 6.0 Meter (New) <i>(Requires 4 Ceiling Filters)</i>	Ceiling (Pad)	64.5"	120"	1"	700-234	2
	Pre-Filter	23.25"	47"	8"	420-038	4
	Paint Arrestor	30"	--- See Paint Arrestor Selection Table ---			
<b>Global Finishing</b>						
Blowtherm Ultra 6.75 Meter (Old) <i>(Requires 2 + 2 Ceiling Filters)</i>	Ceiling (Pad) (2)	60"	120"	1"	700-233	2
	Ceiling (Pad) (2)	60"	149"	1"	700-231	2
	Pre-Filter	23.25"	47"	8"	420-038	4
	Paint Arrestor	30"	--- See Paint Arrestor Selection Table ---			
<b>Global Finishing</b>						
Blowtherm Ultra 6.75 Meter (New) <i>(Requires 2 + 2 Ceiling Filters)</i>	Ceiling (Pad) (2)	64.5"	120"	1"	700-234	2
	Ceiling (Pad) (2)	64.5"	149"	1"	700-254	2
	Pre-Filter	23.25"	47"	8"	420-038	4
	Paint Arrestor	30"	--- See Paint Arrestor Selection Table ---			
<b>Global Finishing</b>						
Blowtherm Ultra 7.5 Meter (Old) <i>(Requires 4 Ceiling Filters)</i>	Ceiling (Pad)	60"	149"	1"	700-231	2
	Pre-Filter	23.25"	47"	8"	420-038	4
	Paint Arrestor	30"	--- See Paint Arrestor Selection Table ---			
<b>Global Finishing</b>						
Blowtherm Ultra 7.5 Meter (New) <i>(Requires 4 Ceiling Filters)</i>	Ceiling (Pad)	64.5"	149"	1"	700-254	2
	Pre-Filter	23.25"	47"	8"	420-038	4
	Paint Arrestor	30"	--- See Paint Arrestor Selection Table ---			
<b>Global Finishing</b>						
Blowtherm Ultra 2000 6.75 Meter <i>(Requires 2 + 2 Ceiling Filters)</i>	Ceiling (Pad) (2)	76"	120"	1"	700-249	2
	Ceiling (Pad) (2)	75"	149"	1"	700-246	2
	Pre-Filter	23.25"	47"	8"	420-038	4
	Paint Arrestor	30"	--- See Paint Arrestor Selection Table ---			
<b>Global Finishing</b>						
Blowtherm Ultra 2000 7.5 Meter <i>(Requires 4 Ceiling Filters)</i>	Ceiling (Pad)	75"	149"	1"	700-246	2
	Ceiling (Pad)	21"	38"	1"	700-318	2
	Pre-Filter	23.25"	47"	8"	420-038	4
	Paint Arrestor	30"	--- See Paint Arrestor Selection Table ---			
<b>Global Finishing</b>						
Blowtherm Ultra 2000 8.25 Meter <i>(Requires 4 + 2 Ceiling Filters)</i>	Ceiling (Pad) (4)	75"	149"	1"	700-246	2
	Ceiling (Pad) (2)	75.5"	30"	1"	700-368	2
	Pre-Filter	23.25"	47"	8"	420-038	4
	Paint Arrestor	30"	--- See Paint Arrestor Selection Table ---			

## Down Draft Booth Filter Selection / Guide

Spray Booth Make / Model	Filter Type	Size			Item #	Filters / Case
		Wd	Lg	Dpt		
<b>Global Finishing</b>						
Blowtherm Ultra 2000 (24 Feet) <i>(Requires 4 Ceiling Filters)</i>	Ceiling (Pad)	80"	147"	1"	700-295	2
	Pre-Filter	23.25"	47"	8"	420-038	4
	Paint Arrestor	30"	--- See Paint Arrestor Selection Table ---			
<b>Global Finishing</b>						
Blowtherm Ultra 2000 (27 Feet) <i>(Requires 4 + 2 Ceiling Filters)</i>	Ceiling (Pad) (4)	80"	147"	1"	700-295	2
	Ceiling (Pad) (2)	38"	80"	1"	700-315	1
	Pre-Filter	23.25"	47"	8"	420-038	4
	Paint Arrestor	30"	--- See Paint Arrestor Selection Table ---			
<b>Global Finishing</b>						
Blowtherm Ultra 3000 <i>(Requires 4 Ceiling Filters)</i>	Ceiling (Pad)	64.5"	120"	1"	700-234	2
	Pre-Filter	23.25"	47"	8"	420-038	4
	Paint Arrestor	30"	--- See Paint Arrestor Selection Table ---			
<b>Global Finishing</b>						
Blowtherm Concept 1000 (Down Draft) <i>(Requires 4 or 48 Ceiling Filters)</i>	Ceiling (Pad) (4)	80"	147"	1"	700-295	2
	Ceiling (Panel) (48)	20"	48"	1"	700-133	12
	Pre-Filter	23.25"	47"	8"	420-038	4
	Paint Arrestor	30"	--- See Paint Arrestor Selection Table ---			
<b>Global Finishing</b>						
Blowtherm Concept 1000 (Side Draft) <i>(Requires 4 Ceiling Filters)</i>	Ceiling (Pad)	80"	147"	1"	700-295	2
	Pre-Filter	23.25"	47"	8"	420-038	4
	Paint Arrestor	36"	--- See Paint Arrestor Selection Table ---			
<b>Global Finishing</b>						
Blowtherm Concept 1000 (Semi Down) <i>(Requires 2 Ceiling Filters)</i>	Ceiling (Pad)	80"	147"	1"	700-295	2
	Pre-Filter	23.25"	47"	8"	420-038	4
	Paint Arrestor	20"	25"	See Paint Arrestor Selection Table		
<b>Global Finishing</b>						
DeVilbiss Concept <i>(Requires 14 Ceiling Filters)</i>	Ceiling (Pad)	38.5"	38.5"	1"	700-201	7
	Paint Arrestor	40.5"	--- See Paint Arrestor Selection Table ---			
<b>Global Finishing</b>						
DeVilbiss Concept (1987) <i>(Requires 4 Ceiling Filters)</i>	Ceiling (Pad)	60"	149"	1"	700-231	2
	Pre-Filter	25"	72"	154-063		4
	Pre-Filter	20"	72"	154-074		6
	Paint Arrestor	40.5"	--- See Paint Arrestor Selection Table ---			

## Down Draft Booth Filter Selection / Guide

Spray Booth Make / Model	Filter Type	Size			Item #	Filters / Case
		Wd	Lg	Dpt		
<b>Global Finishing</b>						
DeVilbiss Concept (1988) <i>(Requires 24 + 10 Ceiling Filters)</i>	Ceiling (Panel) (24)	20"	48"	1"	700-121	8
	Ceiling (Pad) (10)	28.5"	118"	1"	700-218	5
	Pre-Filter	25"	72"		154-063	4
	Pre-Filter	20"	72"		154-074	6
	Paint Arrestor	40.5"	--- See Paint Arrestor Selection Table ---			
<b>Global Finishing</b>						
DeVilbiss Concept Cure <i>(Requires 10 + 4 Ceiling Filters)</i>	Ceiling (Pad) (10)	28.5"	118"	1"	700-218	5
	Ceiling (Pad) (4)	60"	149"	1"	700-231	2
	Pre-Filter	25"	72"		154-063	4
	Pre-Filter	20"	72"		154-074	6
	Paint Arrestor	40.5"	--- See Paint Arrestor Selection Table ---			
<b>Global Finishing</b>						
DeVilbiss Concept II <i>(Requires 24 Ceiling Filters)</i>	Ceiling (Panel)	20"	48"	1"	700-121	8
	Paint Arrestor	40.5"	--- See Paint Arrestor Selection Table ---			
<b>Global Finishing</b>						
DeVilbiss 2000 <i>(Requires 30 Ceiling Filters)</i>	Ceiling (Panel)	20"	48"	1"	700-123	10
	Pre-Filter	25"	72"		154-063	4
	Paint Arrestor	30"	--- See Paint Arrestor Selection Table ---			
<b>Global Finishing</b>						
DeVilbiss Expert <i>(Requires 30 Ceiling Filters)</i>	Ceiling (Panel)	20"	48"	1"	700-123	10
	Paint Arrestor	30"	--- See Paint Arrestor Selection Table ---			
	Paint Arrestor	40.5"	--- See Paint Arrestor Selection Table ---			
<b>Global Finishing</b>						
DeVilbiss Truck Booths	Ceiling (Pad)	40"	119"	1"	700-380	4
	Ceiling (Pad)	40"	119"	1"	700-381	3
<b>Guardian</b>						
Impatiani Vis <i>(Requires 7 or 10 Ceiling Filters)</i>	Ceiling (Pad)	27"	116"	1"	700-213	5
	Ceiling (Pad)	40"	126"	1"	700-273	4
	Ceiling (Pad)	24"	128"	1"	700-206	6
	Ceiling (Pad)	24"	128"	1"	700-207	7
	Pre-Filter	20"	50"		154-070	6
	Paint Arrestor	30"	--- See Paint Arrestor Selection Table ---			
<b>J-MAR</b>						
Down Draft <i>(Requires 8 or 12 Ceiling Filters)</i>	Ceiling (Pad)	48"	58"	1"	700-219	4
	Paint Arrestor	36"	--- See Paint Arrestor Selection Table ---			

## Down Draft Booth Filter Selection / Guide

Spray Booth Make / Model	Filter Type	Size			Item #	Filters / Case
		Wd	Lg	Dpt		
<b>JBI</b>						
Down Draft <i>(Requires 24 Ceiling Filters)</i>	Ceiling (Panel)	20"	20"	N/A	700-108	24
	Paint Arrestor	48"	--- See Paint Arrestor Selection Table ---			
<b>Jong Air</b>						
Down Draft	Ceiling (Pad)	40"	126"	1"	700-273	4
	Ceiling (Pad)	80"	144"	1"	700-251	2
	Ceiling (Pad)	80"	126"	1"	700-252	1
	Pre-Filter	24"	24"	26"	477-013	3
	Paint Arrestor	40"	--- See Paint Arrestor Selection Table ---			
<b>Kayco</b>						
Down Draft <i>(Requires 5, 6 or 24 Ceiling Filters)</i>	Ceiling (Pad)	26"	79"	1"	700-232	5
	Ceiling (Pad)	50"	62"	1"	700-291	6
	Ceiling (Panel) (24)	20"	20"	1"	700-108	24
	Ceiling (Panel) (24)	20"	20"	1"	300-000	24
	Ceiling (Pad)	42"	117"	1"	700-303	4
	Ceiling (Pad)	62"	62"	1"	700-304	3
	Pre-Filter	20"	20"		865-006	20
	Paint Arrestor	20"	20"	See Paint Arrestor Selection Table		
	Paint Arrestor	30"	--- See Paint Arrestor Selection Table ---			
Paint Arrestor	36"	--- See Paint Arrestor Selection Table ---				
<b>KWB</b>						
Down Draft <i>(Requires 12 Ceiling Filters)</i>	Ceiling (Pad)	40"	65"	1"	700-334	6
	Pre-Filter	24"	24"	26"	477-013	3
	Paint Arrestor	30"	--- See Paint Arrestor Selection Table ---			
<b>Lutro</b>						
Down Draft	Ceiling (Pad)	57"	288"	1"	700-235	1
	Pre-Filter	20"	50"		472-100	10
	Pre-Filter	20"	90FT		400-003	1
	Paint Arrestor	30"	--- See Paint Arrestor Selection Table ---			
	Paint Arrestor	36"	--- See Paint Arrestor Selection Table ---			
<b>Marini</b>						
Down Draft	Ceiling (Pad)	37"	108"	1"	700-244	4
	Ceiling (Pad)	37"	108"	1"	700-245	3
	Ceiling (Pad)	30"	118"	1"	700-405	6
	Paint Arrestor	36"	--- See Paint Arrestor Selection Table ---			



## Down Draft Booth Filter Selection / Guide

Spray Booth Make / Model	Filter Type	Size			Item #	Filters / Case
		Wd	Lg	Dpt		
<b>Marini</b>						
Down Draft <i>(Requires 4 or 5 Ceiling Filters)</i>	Ceiling (Pad)	56"	120"	1"	700-345	2
	Ceiling (Pad)	56"	120"	1"	700-351	1
	Pre-Filter	20"	20"		154-002	12
	Pre-Filter	23.5"	43.5"	10"	420-053	2
	Pre-Filter	20"	25"		154-003	12
	Paint Arrestor	30"	--- See Paint Arrestor Selection Table ---			
<b>Nova Verta</b>						
Down Draft <i>(Requires 12 or 13 Ceiling Filters)</i>	Ceiling (Pad)	24"	128"	1"	700-206	6
	Ceiling (Pad)	24"	128"	1"	700-207	7
	Pre-Filter	26.5"	47"		154-011	4
	Paint Arrestor	48"	--- See Paint Arrestor Selection Table ---			
<b>OLT</b>						
Down Draft	Ceiling (Pad)	38"	80"	1"	700-256	2
<b>Omia</b>						
ExcelFlo & ValueFlo <i>(Requires 2 + 2 Ceiling Filters)</i>	Ceiling (Pad) (2)	31"	139"	1"	700-331	2
	Ceiling (Pad) (2)	51"	139"	1"	700-340	2
	Paint Arrestor	36"	--- See Paint Arrestor Selection Table ---			
<b>Omia</b>						
UltraFlo <i>(Requires 2 + 2 Ceiling Filters)</i>	Ceiling (Pad) (2)	39"	150"	1"	700-332	2
	Ceiling (Pad) (2)	51"	150"	1"	700-341	2
	Paint Arrestor	36"	--- See Paint Arrestor Selection Table ---			
<b>Omia</b>						
5020 <i>(Requires 6 Ceiling Filters)</i>	Ceiling (Pad)	43"	111"	1"	700-335	3
	Paint Arrestor	36"	--- See Paint Arrestor Selection Table ---			
<b>Omia</b>						
5021 <i>(Requires 6 Ceiling Filters)</i>	Ceiling (Pad)	20"	66"	1"	700-328	6
	Paint Arrestor	36"	--- See Paint Arrestor Selection Table ---			
<b>Omia</b>						
Down Draft <i>(Requires 8 Ceiling Filters)</i>	Ceiling (Panel)	20"	48"	1"	700-121	8
	Pre-Filter	20"	24"		154-006	12
	Paint Arrestor	36"	--- See Paint Arrestor Selection Table ---			
<b>Optima</b>						
Down Draft <i>(Requires 6 Ceiling Filters)</i>	Ceiling (Pad)	36.5"	132"	1"	700-238	3
	Pre-Filter	19-7/8"	36-1/2"	12"	440-037	6
	Paint Arrestor	30"	--- See Paint Arrestor Selection Table ---			

## Down Draft Booth Filter Selection / Guide

Spray Booth Make / Model	Filter Type	Size			Item #	Filters / Case
		Wd	Lg	Dpt		
<b>PAMI</b>						
Down Draft <i>(Requires 7 Ceiling Filters)</i>	Ceiling (Pad)	39.5"	114"	1"	700-225	4
	Ceiling (Pad)	39.5"	114"	1"	700-226	3
	Pre-Filter	30"	39"		233-910	4
	Paint Arrestor	30"	--- See Paint Arrestor Selection Table ---			
<b>PBR Pure Cure</b>						
Down Draft <i>(Requires 14 or 16 Ceiling Filters)</i>	Ceiling (Pad)	38"	67.5"	1"	700-216	7
	Ceiling (Pad)	38"	67.5"	1"	700-217	2
	Pre-Filter	40"	50"		450-008	6
<b>Pivab</b>						
Down Draft <i>(Requires 12 or 16 Ceiling Filters)</i>	Ceiling (Pad)	39.5"	90"	1"	700-302	4
	Pre-Filter	24"	24"	26"	477-013	3
	Pre-Filter	27.5"	29.5"	15"	420-050	3
	Pre-Filter	30"	27"	12"	420-040	4
	Pre-Filter	40"	70"		233-902	2
	Paint Arrestor	36"	--- See Paint Arrestor Selection Table ---			
<b>Polin</b>						
Down Draft <i>(Requires 14 Ceiling Filters)</i>	Ceiling (Pad)	38.5"	78"	1"	700-404	7
	Ceiling (Pad)	39.5"	114"	1"	700-225	4
	Ceiling (Pad)	40"	115"	1"	700-214	4
	Ceiling (Pad)	40"	115"	1"	700-215	3
	Ceiling (Pad)	20"	78"	1"	700-306	2
	Pre-Filter	37"	39"		233-913	4
	Paint Arrestor	30"	--- See Paint Arrestor Selection Table ---			
<b>Polar Air</b>						
Down Draft <i>(Requires 12 Ceiling Filters)</i>	Ceiling (Pad)	41"	48"	1"	700-377	6
	Pre-Filter	20"	72"		154-074	6
	Paint Arrestor	36"	--- See Paint Arrestor Selection Table ---			
<b>Protectaire</b>						
Down Draft <i>(Requires 20 Ceiling Filters)</i>	Ceiling (Panel)	20"	20"	1"	700-102	20
	Ceiling (Panel)	20"	20"	1"	300-002	20
	Paint Arrestor	25"	--- See Paint Arrestor Selection Table ---			

## Down Draft Booth Filter Selection / Guide

Spray Booth Make / Model	Filter Type	Size			Item #	Filters / Case	
		Wd	Lg	Dpt			
<b>SAICO</b>							
Down Draft <i>(Requires 18 or 21 Ceiling Filters)</i>	Ceiling (Pad)	33"	45.5"	1"	700-209	8	
	Ceiling (Pad)	33"	45.5"	1"	700-210	2	
	Pre-Filter	36.5"	52"		233-907	2	
	Pre-Filter	24"	48"		233-906	6	
	Pre-Filter	26"	48"		233-918	9	
	Paint Arrestor	25"	--- See Paint Arrestor Selection Table ---				
<b>SBS</b>							
Down Draft <i>(Requires 12 Ceiling Filters)</i>	Ceiling (Panel)	20"	20"	1"	700-102	20	
	Ceiling (Panel)	20"	20"	1"	300-002	20	
	Paint Arrestor	30"	--- See Paint Arrestor Selection Table ---				
<b>Sanduval</b>							
Down Draft <i>(Requires 18 Ceiling Filters)</i>	Ceiling (Pad)	33"	45.5"	1"	700-209	8	
	Ceiling (Pad)	33"	45.5"	1"	700-210	2	
	Paint Arrestor	36"	--- See Paint Arrestor Selection Table ---				
<b>Sides Spraymate</b>							
Down Draft <i>(Requires 4 Ceiling Filters)</i>	Ceiling (Pad)	55"	92"	1"	700-253	4	
	Paint Arrestor	25"	--- See Paint Arrestor Selection Table ---				
	Paint Arrestor	48"	--- See Paint Arrestor Selection Table ---				
<b>Southern Finishing</b>							
Down Draft	Ceiling (Pad)	44"	116"	1"	700-336	4	
	Ceiling (Panel)	20"	20"		300-000	24	
<b>Spraybake</b>							
Advantage & Advantage 2000 <i>(Requires 1 or 3 Ceiling Filters)</i>	Ceiling (Pad) (1)	78.5"	246"	1"	700-202	1	
	Ceiling (Pad) (3)	39"	292"	1"	700-362	1	
	Pre-Filter	24"	60"		233-903	2	
	Pre-Filter	30"	60"		233-931	2	
	Exhaust Filter	47.5"	52"		233-916	3	
	Exhaust Filter	47.5"	21.5"		233-917	6	
	Paint Arrestor	20"	20"	See Paint Arrestor Selection Table			
	Paint Arrestor	30"	--- See Paint Arrestor Selection Table ---				
Paint Arrestor	60"	--- See Paint Arrestor Selection Table ---					

## Down Draft Booth Filter Selection / Guide

Spray Booth Make / Model	Filter Type	Size			Item #	Filters / Case
		Wd	Lg	Dpt		
<b>Spraybake</b>						
Generation 4 <i>(Requires 1 or 3 Ceiling Filters)</i>	Ceiling (Pad) (1)	78.5"	246"	1"	700-202	1
	Ceiling (Pad) (3)	39"	292"	1"	700-362	1
	Pre-Filter	24"	60"		233-903	2
	Pre-Filter	30"	60"		233-931	2
	Exhaust Filter	40"	40"		233-905	4
	Exhaust Filter	47.5"	52"		233-916	3
	Exhaust Filter	47.5"	21.5"		233-917	6
	Paint Arrestor	20"	20"		See Paint Arrestor Selection Table	
	Paint Arrestor	30"			--- See Paint Arrestor Selection Table ---	
	Paint Arrestor	60"			--- See Paint Arrestor Selection Table ---	
<b>Spraybake</b>						
Waterwash & Waterwash 2000 <i>(Requires 1 or 3 Ceiling Filters)</i>	Ceiling (Pad) (1)	78.5"	246"	1"	700-202	1
	Ceiling (Pad) (3)	39"	292"	1"	700-362	1
	Pre-Filter	24"	60"		233-903	2
	Pre-Filter	30"	60"		233-931	2
	Exhaust Filter	40"	40"		233-905	4
	Exhaust Filter	47.5"	52"		233-916	3
	Exhaust Filter	47.5"	21.5"		233-917	6
	Paint Arrestor	20"	20"		See Paint Arrestor Selection Table	
	Paint Arrestor	30"			--- See Paint Arrestor Selection Table ---	
	Paint Arrestor	60"			--- See Paint Arrestor Selection Table ---	
<b>Spray Booth America</b>						
Down Draft <i>(Requires 6 Ceiling Filters)</i>	Ceiling (Pad)	40"	152"	1"	700-270	3
	Pre-Filter	20"	24"	20"	477-007	4
	Pre-Filter	24"	24"		154-005	12
	Paint Arrestor	48"			--- See Paint Arrestor Selection Table ---	
<b>Spray King</b>						
Down Draft <i>(Requires 5 Ceiling Filters)</i>	Ceiling (Pad)	51"	51"	1"	700-319	5
	Paint Arrestor	36"			--- See Paint Arrestor Selection Table ---	
<b>Spray Tech</b>						
Down Draft <i>(Requires 6, 15 or 28 Ceiling Filters)</i>	Ceiling (Pad)	32.5"	98.5"	1"	700-261	6
	Ceiling (Panel)	20"	20"	1"	300-002	20
	Paint Arrestor	20"	20"		See Paint Arrestor Selection Table	
	Paint Arrestor	30"			--- See Paint Arrestor Selection Table ---	
<b>Thermal Draft</b>						
Down Draft (Old) <i>(Requires 9 Ceiling Filters)</i>	Ceiling (Pad)	38"	92"	1"	700-301	6
	Pre-Filter	27"	60"		233-901	6
	Paint Arrestor	30"			--- See Paint Arrestor Selection Table ---	



## Down Draft Booth Filter Selection / Guide

Spray Booth Make / Model	Filter Type	Size			Item #	Filters / Case
		Wd	Lg	Dpt		
<b>Thermal Draft</b>						
Down Draft (New) <i>(Requires 12 Ceiling Filters)</i>	Ceiling (Pad)	45"	58.5"	1"	700-221	6
	Pre-Filter	27"	60"		233-901	6
	Paint Arrestor	30"	--- See Paint Arrestor Selection Table ---			
<b>Thermomeccanica</b>						
GL <i>(Requires 9 Ceiling Filters)</i>	Ceiling (Pad)	30"	118"	1"	700-405	6
	Paint Arrestor	40.5"	--- See Paint Arrestor Selection Table ---			
<b>Uni-Cure</b>						
Eagle <i>(Requires 12 Ceiling Filters)</i>	Ceiling (Pad)	46"	60"	1"	700-307	6
	Pre-Filter	20"	20"		154-002	12
	Paint Arrestor	30"	--- See Paint Arrestor Selection Table ---			
<b>Uni-Cure</b>						
Eagle DS50 <i>(Requires 4 + 6 Ceiling Filters)</i>	Ceiling (Pad) (4)	48"	57.5"	1"	700-282	4
	Ceiling (Pad) (6)	30"	118"	1"	700-405	6
	Pre-Filter	20"	72"		154-074	6
	Pre-Filter	25"	72"		154-063	4
	Paint Arrestor	20"	--- See Paint Arrestor Selection Table ---			
<b>Uni-Cure</b>						
Other Down Draft <i>(Requires 16, 24 or 36 Ceiling Filters)</i>	Ceiling (Panel)	20"	20"	1"	700-102	20
	Ceiling (Panel)	20"	20"	1"	700-108	24
	Ceiling (Panel)	20"	20"	1"	300-002	20
	Ceiling (Panel)	20"	20"	1"	300-000	24
	Paint Arrestor	20"	20"	See Paint Arrestor Selection Table		
<b>USI</b>						
Down Draft	Ceiling (Pad)	40"	115"	1"	700-214	4
	Ceiling (Pad)	40"	115"	1"	700-215	3
	Ceiling (Pad)	73"	130"	1"	700-310	2
	Pre-Filter	18"	39"	12"	440-040	4
	Pre-Filter	23"	45"	12"	440-039	4
	Pre-Filter	18"	38"	15"	420-041	2
	Pre-Filter	22"	40"	15"	420-042	2
	Paint Arrestor	30"	--- See Paint Arrestor Selection Table ---			
<b>Viking</b>						
Down Draft <i>(Requires 2 or 20 Ceiling Filters)</i>	Ceiling (Pad) (2)	40"	100"	1"	700-333	4
	Ceiling (Panel)	20"	20"	1"	700-102	20
	Ceiling (Panel)	20"	20"	1"	300-002	20
	Pre-Filter	20"	20"		154-002	12
	Paint Arrestor	20"	20"	See Paint Arrestor Selection Table		

## Down Draft Booth Filter Selection / Guide

Spray Booth Make / Model	Filter Type	Size			Item #	Filters / Case
		Wd	Lg	Dpt		
<b>Welbilt</b>						
FB9 <i>(Requires 10 Ceiling Filters)</i>	Ceiling (Pad)	26"	124"	1"	700-211	5
	Paint Arrestor	40.5"	--- See Paint Arrestor Selection Table ---			
<b>Welbilt</b>						
85 <i>(Requires 10 Ceiling Filters)</i>	Ceiling (Pad)	58"	62"	1"	700-278	5
	Paint Arrestor	30"	--- See Paint Arrestor Selection Table ---			
<b>Welbilt</b>						
FB9 <i>(Requires 18 Ceiling Filters)</i>	Ceiling (Pad)	26"	144"	1"	700-279	5
	Paint Arrestor	40.5"	--- See Paint Arrestor Selection Table ---			
<b>Welbilt</b>						
SN <i>(Requires 11 Ceiling Filters)</i>	Ceiling (Pad)	24"	134"	1"	700-267	5
	Paint Arrestor	40.5"	--- See Paint Arrestor Selection Table ---			
<b>Welbilt</b>						
2000 & 2001 <i>(Requires 9 Ceiling Filters)</i>	Ceiling (Pad)	34"	45"	1"	700-268	9
	Pre-Filter	14"	24"	15"	477-010	6
	Pre-Filter	14"	46"	15"	477-018	3
	Paint Arrestor	40.5"	--- See Paint Arrestor Selection Table ---			
<b>Zhongda</b>						
7 Meter <i>(Requires 6 Ceiling Filters)</i>	Ceiling (Pad)	63"	93"	1"	700-293	3
	Pre-Filter	32"	55"		233-927	4
	Paint Arrestor	30"	--- See Paint Arrestor Selection Table ---			
	Paint Arrestor	36"	--- See Paint Arrestor Selection Table ---			
<b>Zhongda</b>						
8 Meter <i>(Requires 6 Ceiling Filters)</i>	Ceiling (Pad)	61"	108"	1"	700-327	2
	Pre-Filter	32"	55"		233-927	4
	Paint Arrestor	30"	--- See Paint Arrestor Selection Table ---			
	Paint Arrestor	36"	--- See Paint Arrestor Selection Table ---			

## Prep Station Filter Selection / Guide

Prep Station Make / Model	Filter Type	Size			Item Number	Filters / Case
		Wd	Lg	Dpt		
<b>ABS</b>						
Clean Air	Ceiling (Pad)	58"	58"	1"	700-283	3
	Pre-Filter	24"	24"	N/A	020-305	40
	Pre-Filter	20"	24"	20"	477-007	4
	Pre-Filter	24"	24"	12"	477-027	4
	Paint Arrestor	22.5"	--- See Paint Arrestor Selection Table ---			
<b>Accudraft / SAIMA</b>						
Prep Station <i>(Requires 5 Ceiling Filters)</i>	Ceiling (Pad)	45"	59"	1"	700-359	6
	Paint Arrestor	30"	--- See Paint Arrestor Selection Table ---			
<b>AEN</b>						
Clean Shop	Ceiling (Pad)	58"	58"	1"	700-283	3
	Pre-Filter	25-5/16"	21-5/16"	42"	477-000	3
	Pre-Filter	21-3/8"	25-3/8"	15"	477-001	2
	Paint Arrestor	25"	--- See Paint Arrestor Selection Table ---			
<b>AFC</b>						
Prep Station (Old) <i>(Requires 24 Ceiling Filters)</i>	Ceiling (Panel)	20"	50"	1"	300-121	10
	Paint Arrestor	20"	20"	See Paint Arrestor Selection Table		
	Paint Arrestor	22.5"	--- See Paint Arrestor Selection Table ---			
<b>AFC</b>						
Prep Station (New) & PB 100 <i>(Requires 24 Ceiling Filters)</i>	Ceiling (Pad)	36.5"	54"	1"	700-212	6
	Paint Arrestor	20"	20"	See Paint Arrestor Selection Table		
	Paint Arrestor	22.5"	--- See Paint Arrestor Selection Table ---			
<b>Binks</b>						
Spraymaster & Prep Master	Ceiling (Pad)	36"	72"	1"	700-466	6
	Ceiling (Panel)	20"	48"	1"	464-120	8
	Pre-Filter	20"	24"	20"	477-007	4
	Pre-Filter	24"	24"	26"	477-013	3
	Paint Arrestor	36"	--- See Paint Arrestor Selection Table ---			
<b>Blowtherm</b>						
Various Models	Ceiling (Pad)	60"	120"	1"	700-233	2
	Ceiling (Pad)	64.5"	120"	1"	700-234	2
	Ceiling (Pad)	60"	149"	1"	700-231	2
	Pre-Filter	23-1/4"	47"	8"	420-038	4
	Paint Arrestor	30"	--- See Paint Arrestor Selection Table ---			
<b>Continental</b>						
Prep Station <i>(Requires 4 Ceiling Filters)</i>	Ceiling (Pad)	50"	68"	1"	700-999	4
	Pre-Filter	20"	24"	22"	477-003	6
	Paint Arrestor	30"	--- See Paint Arrestor Selection Table ---			

## Prep Station Filter Selection / Guide

Prep Station Make / Model	Filter Type	Size			Item Number	Filters / Case
		Wd	Lg	Dpt		
<b>CWN</b>						
VK-4 <i>(Requires 2 Ceiling Filters)</i>	Ceiling (Pad)	40"	177"	1"	700-241	2
	Pre-Filter	20"	24"	20"	477-007	4
	Pre-Filter	24"	24"	12"	477-027	4
	Paint Arrestor	22.5'	--- See Paint Arrestor Selection Table ---			
<b>CWN</b>						
DG-1 <i>(Requires 1 Ceiling Filters)</i>	Ceiling (Pad)	40"	126"	1"	700-273	4
	Paint Arrestor	40.5"	--- See Paint Arrestor Selection Table ---			
<b>DeVilbiss</b>						
Pro Prep <i>(Requires 12 Ceiling Filters)</i>	Ceiling (Panel)	20"	48"	1"	464-120	8
	Pre-Filter	20"	24"	36"	477-002	4
	Paint Arrestor	30"	--- See Paint Arrestor Selection Table ---			
	Paint Arrestor	40.5"	--- See Paint Arrestor Selection Table ---			
<b>DeVilbiss</b>						
Pro Mix <i>(Requires 2 Ceiling Filters)</i>	Ceiling (Pad)	35"	35"	1"	700-269	2
	Paint Arrestor	20'	20'	See Paint Arrestor Selection Table		
<b>Garmat</b>						
Prep Station	Ceiling (Pad)	38"	67.5"	1"	700-217	2
	Pre-Filter	24"	24"	20"	477-006	3
	Paint Arrestor	40.5"	--- See Paint Arrestor Selection Table ---			
<b>International Air</b>						
Prep Station	Ceiling (Pad)	28"	58"	1"	700-255	6
	Ceiling (Panel)	24"	24"	1"	300-005	20
	Pre-Filter	24"	24"	26"	477-013	3
	Paint Arrestor	25"	--- See Paint Arrestor Selection Table ---			
<b>JBI</b>						
Prep Station	Ceiling (Panel)	20"	20"	1"	300-002	20
	Pre-Filter	18"	32"	15"	420-046	2
	Paint Arrestor	25"	--- See Paint Arrestor Selection Table ---			
<b>OMIA</b>						
Prep Station	Ceiling (Pad)	55"	110"	1"	700-343	2
<b>SAICO</b>						
Prep Station <i>(Requires 6 Ceiling Filters)</i>	Ceiling (Pad)	33"	45.5"	1"	700-210	2
	Pre-Filter	24"	48"		233-906	6
	Pre-Filter	26"	48"		233-918	9
	Paint Arrestor	48"	--- See Paint Arrestor Selection Table ---			

## Prep Station Filter Selection / Guide

Prep Station Make / Model	Filter Type	Size			Item Number	Filters / Case
		Wd	Lg	Dpt		
<b>SAIMA</b>						
Prep Kleen	Ceiling (Pad)	37"	45"	1"	700-259	8
	Pre-Filter	15"	24"		233-919	6
	Pre-Filter	15-5/16"	16-3/8"	15"	477-011	3
	Pre-Filter	51"	65"		451-003	1
	Paint Arrestor	60"	--- See Paint Arrestor Selection Table ---			
<b>Spraybake</b>						
Prep Station (Old) <i>(Requires 1 Ceiling Filters)</i>	Ceiling (Pad)	78.5"	246"	1"	700-202	1
	Pre-Filter	40"	48"		233-908	4
	Pre-Filter	24"	24"	20"	477-006	3
	Paint Arrestor	30"	--- See Paint Arrestor Selection Table ---			
<b>Spraybake</b>						
Prep Station (New) <i>(Requires 3 + 1 Ceiling Filters)</i>	Ceiling (Pad)	26"	72"	1"	700-290	1
	Ceiling (Pad)	38"	72"	1"	700-289	3
	Pre-Filter	20"	24"	15"	477-008	3
	Pre-Filter	20"	24"	20"	477-007	4
	Paint Arrestor	30"	--- See Paint Arrestor Selection Table ---			
<b>Spray Booth America</b>						
Prep Station <i>(Requires 6 Ceiling Filters)</i>	Ceiling (Pad)	38"	92"	1"	700-301	6
	Pre-Filter	24"	24"	15"	477-020	4
	Paint Arrestor	25"	--- See Paint Arrestor Selection Table ---			
<b>Spray System</b>						
Prep Station	Ceiling (Panel)	20"	50"	1"	300-121	10
	Pre-Filter	24"	24"	20"	477-004	4
	Paint Arrestor	30"	--- See Paint Arrestor Selection Table ---			
<b>Uni-Cure</b>						
Prep Station	Ceiling (Panel)	20"	20"		865-006	20
	Paint Arrestor	20"	20"	See Paint Arrestor Selection Table		
<b>USI</b>						
Prep Station	Ceiling (Pad)	53"	77"	1"	700-285	4
	Ceiling (Pad)	73"	130"	1"	700-310	2
<b>Welbilt</b>						
Prep Station <i>(Requires 8 Ceiling Filters)</i>	Ceiling (Pad)	23"	78"	1"	700-276	8
	Paint Arrestor	40.5"	--- See Paint Arrestor Selection Table ---			
	Paint Arrestor	48"	--- See Paint Arrestor Selection Table ---			

## Paint Arrestor Selection Table -- Fiberglass (All EPA Compliant)

Filter Dimensions					
Wd	Lg	Dpt	XHD	107X	SG-15
16"	20"	2.5"	----	017-200	028-200
16"	25"	2.5"	----	017-201	028-201
20"	20"	2.5"	025-202	017-202	028-202
20"	25"	2.5"	025-203	017-203	028-203
24"	24"	2.5"	025-205	017-205	028-205
20.5"	300 (FT)	2.5"	----	017-321	028-321
22.5"	300 (FT)	2.5"	025-322	017-322	028-322
24"	300 (FT)	2.5"	025-324	----	----
25"	300 (FT)	2.5"	025-325	----	028-325
30"	300 (FT)	2.5"	025-330	017-330	028-330
36"	300 (FT)	2.5"	025-336	017-336	028-336
40.5"	300 (FT)	2.5"	025-341	017-341	028-341
48"	300 (FT)	2.5"	025-348	----	028-348
60"	300 (FT)	2.5"	025-360	017-360	028-360
22.5"	100 (FT)	2.5"	----	017-237	----
24"	100 (FT)	2.5"	----	017-242	----
25"	100 (FT)	2.5"	----	017-243	----
30"	100 (FT)	2.5"	----	017-240	----
36"	100 (FT)	2.5"	----	017-241	----
40.5"	100 (FT)	2.5"	----	017-239	----
48"	100 (FT)	2.5"	----	017-244	----
60"	100 (FT)	2.5"	----	017-225	----

## Paint Arrestor Selection Table -- By Application

Application	XHD	107X	SG-15
Adhesives	✓+	✓++	✓
Asphalic / Tar-Like	✓	✓+	✓++
Baking Enamels	✓++	✓+	✓
Clear Coats	✓++	✓+	✓
Enamel (Air Dry)	✓++	✓+	✓
Gel Coats	✓	✓++	✓+
High Solid Enamels	✓++	✓+	✓
Lacquers	✓++	✓+	✓
Primers (Air Dry)	✓++	✓+	✓
Sealers & Stains	✓	✓++	✓+
Urethanes	✓++	✓+	✓
Waterbornes	✓++	✓+	✓

## Paint Arrestor Selection Table -- Polyester (All EPA Compliant)

Filter Dimensions			
Wd	Lg	Dpt	PS
20"	20"	2" / 1"	020-312
20"	25"	2" / 1"	020-313
24"	24"	-- / 1"	020-305
20"	90 (FT)	2" / 1"	020-319
24"	90 (FT)	2" / --	-----
25"	90 (FT)	2" / 1"	020-320
30"	90 (FT)	2" / --	020-321
36"	90 (FT)	2" / --	020-336
40"	90 (FT)	2" / --	020-323
45"	90 (FT)	2" / 1"	020-330
48"	90 (FT)	2" / 1"	020-326
60"	90 (FT)	2" / 1"	020-324
72"	90 (FT)	-- / 1"	020-325

## Paint Arrestor Selection Table -- Other Considerations

Testing efficiencies on all products vary only slightly as a result testing efficiency is not the critical determinant for selecting the correct paint arrestor

Proper paint arrestor selection relates to optimizing minimal run-off and maximum holding capacity against premature face loading and filter failure to maximize filter life and thereby minimize costs

Specific application methods could result in slight differences as selection guide is based upon historical averages

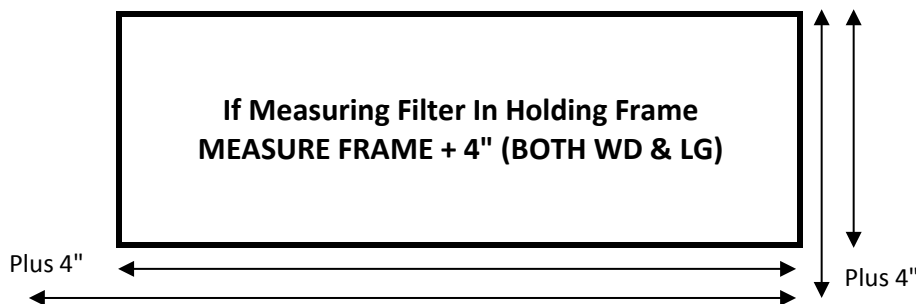


## Other Products and Accessories

Description	Units	Item Num	Description	Units	Item Num
Filter Holding Frame (20x20)	1/cs	077-202	Moisture Indicator	EA	080-001
Filter Holding Frame (20x25)	1/cs	077-203	Activated Alumuna Desiccant	10 lbs	080-003
Filter Holding Frame (24x24)	1/cs	077-205	TS-10K Tune Up Kit	Kit	080-004
Paint Arrestor Snap-In Grids (12x36)	20/cs	078-007	Devilbiss DAD-500 Tune Up Kit	Kit	080-005
Paint Arrestor Snap-In Grids (16x25)	20/cs	078-001	TS-10 Coalescer Element	EA	080-008
Paint Arrestor Snap-In Grids (20x20)	20/cs	078-002	Andreae Bridge-Style Conversion Kit	EA	020-704
Paint Arrestor Snap-In Grids (20x25)	20/cs	078-003	Booth Door Gasket	6/cs	072-001
Paint Arrestor Snap-In Grids (24x24)	20/cs	078-005	Booth Door Rubber Sweep Seal	8/cs	072-002
Paint Arrestor Snap-In Grids (24x36)	20/cs	078-008	Dwyer Mark II Model 25	1/cs	072-003
Filter Support Rod (20" Long)	EA	078-010	Manometer Gauge Oil	1/cs	072-004
Black Rubber Tips (Small)	CS	078-011	Relative Humidity Tester	1/cs	072-005
Black Rubber Tips (Large)	CS	078-012	Anemometer Air Flow Meter	1/cs	072-006

## Instructions for Measuring Ceiling Filters

- 1) If you can, measure the EXACT size of existing filters.
- 2) If that is not possible, measure filter frame.
- 3) Add 4" to frame measurements to allow "tuck in".
- 4) Trim to fit if needed.



### Our Company

For over 30 years, Viskon-Aire Corp. has engineered and manufactured a wide range of air filter products to meet the diverse needs of its customers.

Our filters are used in commercial and government buildings, schools, hospitals and a diverse range of industrial settings, including automobile and aerospace painting, metal fabrication and wood finishing.

### Commitment to Innovation

The air filtration market continues to evolve. To meet these changes, we work in partnership with our customers to not only improve our existing products but also design and develop new products to create an ever cleaner environment in a cost-effective, energy efficient manner.

### Commitment to Quality

At Viskon-Aire, we constantly monitor and adjust our manufacturing processes to ensure our products are of the highest quality. We work with our suppliers to procure raw materials that meet our demanding product specifications and final products are regularly tested by independent laboratories to adhere to industry standards.

Commercial Buildings



Hospitals



Industrial Facilities



Automobile Refinishing



Wood Finishing



Aircraft Refurbishment

