

shop·vac[®]
BRAND



CONTRACTOR SERIES

Portable Series.....	Page 1	Stainless Steel Series.....	Page 5
Contractor Series.....	Page 2/3	Two-Stage Series.....	Page 6
Heavy-Duty Series.....	Page 4	Specialty Series.....	Page 7

INDUSTRIAL SERIES

Single-Stage Series.....	Page 8/9	Pump Series.....	Page 13/14
Two-Stage Series (with plastic tools).....	Page 10	Eagle Eye Series.....	Page 15/16
Two-Stage Heavy Duty Series.....	Page 11/12	Commercial/Jan-San/Hotel Series.....	Page 17
		Specialty Series.....	Page 18/20

ACCESSORIES

1¼ in. (3.2 cm) Accys & Hoses.....	Page 21/22	Conversion Units.....	Page 24
1½ in. (3.8 cm) Accys & Hoses.....	Page 22/23	Miscellaneous Accessories.....	Page 24
2½ in. (6.4 cm) Accys & Hoses.....	Page 23/24		

FILTERS

Dry Filters.....	Page 25	Specialty Filters.....	Page 26
Wet Filters.....	Page 25/26	Filtration System Chart.....	Page 27

CONTRACTOR PORTABLE

PORTABLE

5892210 - 2.5 U.S. Gallons*

9.4 Liters*, 2.5 Peak HP†

Accessories - 4' (1.2 m) x 1/4" (3.2 cm) Hose, 5/2" (14 cm) Utility Nozzle, Crevice Tool, Wall Mounting Bracket, Foam Sleeve, Ultra-Web® Cartridge Filter and Filter Bag.



Catalog	Capacity	Peak HP	UPC	Carton Dimensions	Cube	Shipping Weight	Cubic Feet per Minute (CFM)	Sealed Pressure	Air Watts	Electric Rating	Cord
5892210	2.5 U.S. Gal* 9.4 Liters*	2.5†	0 26282 10018 4	12 5/8" x 11 1/4" x 16"	1.3	9 lbs. (4.1 kg)	50**	56** <i>(inches of water)</i>	110**	120V~ 60Hz 8A	6 ft. (1.8 m)

5870210 - 5 U.S. Gallons*

18.9 Liters*, 6.0 Peak HP†

Accessories - 7' (2.1 m) x 1/2" (3.8 cm) Lock-On® Hose, Crevice Tool, Claw Nozzle, 1 1/2" (3.8 cm) Adapter, Foam Sleeve, Ultra-Web® Cartridge Filter and High Efficiency Filter Bag.



Catalog	Capacity	Peak HP	UPC	Carton Dimensions	Cube	Shipping Weight	Cubic Feet per Minute (CFM)	Sealed Pressure	Air Watts	Electric Rating	Cord
5870210	5 U.S. Gal* 18.9 Liters*	6.0†	0 26282 10019 1	17 1/4" x 14" x 17 3/4"	2.5	17 lbs. (7.7 kg)	90†	50† <i>(inches of water)</i>	180†	120V~ 60Hz 11.8A	20 ft. (6.1 m)

5873810 - 10 U.S. Gallons*

37.8 Liters*, 6.0 Peak HP†

Accessories - 12' (3.7 m) x 1/2" (3.8 cm) Lock-On® Hose, (2) 1 1/2" (3.8 cm) Extension Wands, 14" (35.6 cm) Floor Nozzle, Crevice Tool, Claw Nozzle, 1 1/2" (3.8 cm) Adapter, Foam Sleeve, Ultra-Web® Cartridge Filter and High Efficiency Filter Bag.



Catalog	Capacity	Peak HP	UPC	Carton Dimensions	Cube	Shipping Weight	Cubic Feet per Minute (CFM)	Sealed Pressure	Air Watts	Electric Rating	Cord
5873810	10 U.S. Gal* 37.8 Liters*	6.0†	0 26282 10020 7	21" x 14 1/2" x 21 1/2"	3.8	23 lbs. (10.4 kg)	90†	50† <i>(inches of water)</i>	180†	120V~ 60Hz 11.8A	20 ft. (6.1 m)

1. †ASTM Tested with a 7 ft. long x 1/2 in. diameter Shop-Vac® hose. ††ASTM Tested with a 7 ft. long x 1/4 in. diameter Shop-Vac® hose.

shop·vac[®]

CONTRACTOR SERIES

9653610 - 6 U.S. Gallons*

22.7 Liters*, 3.0 Peak HP[†]

Accessories - 8' (2.4 m) x 1 1/4" (3.2 cm)

Lock-On[®] Hose with Curved End and Airflow Control, (2) Extension Wands, 10" (25.4 cm) Wet/Dry Nozzle, Crevice Tool, 5 1/2" (14 cm) Utility Nozzle, Foam Sleeve, Ultra-Web[®] Cartridge Filter and High Efficiency Filter Bag.



Catalog	Capacity	Peak HP	UPC	Carton Dimensions	Cube	Shipping Weight	Cubic Feet per Minute (CFM)	Sealed Pressure	Air Watts	Electric Rating	Cord
9653610	6 U.S. Gal* 22.7 Liters*	3.0 [†]	0 26282 10021 4	16 1/2" x 16 1/2" x 20 1/2"	3.2	18 lbs. (8.2 kg)	70 ^{††}	56 ^{††} <i>(inches of water)</i>	145 ^{††}	120V~ 60Hz 8.4A	12 ft. (3.7 m)

9627010 - 10 U.S. Gallons*

37.8 Liters*, 4.0 Peak HP[†]

Accessories - 12' (3.7 m) x 1 1/2" (3.8 cm)

Lock-On[®] Hose, (2) Extension Wands, 14" (35.6 cm) Floor Nozzle, 16" (40.6 cm) Crevice Tool, Claw Utility Nozzle, 1 1/2" (3.8 cm) Adapter, Foam Sleeve, Ultra-Web[®] Cartridge Filter and High Efficiency Filter Bag.



Catalog	Capacity	Peak HP	UPC	Carton Dimensions	Cube	Shipping Weight	Cubic Feet per Minute (CFM)	Sealed Pressure	Air Watts	Electric Rating	Cord
9627010	10 U.S. Gal* 37.8 Liters*	4.0 [†]	0 26282 10022 1	18 1/4" x 18 1/4" x 27"	5.2	25 lbs. (11.3 kg)	95 [†]	59 [†] <i>(inches of water)</i>	195 [†]	120V~ 60Hz 9A	18 ft. (5.5 m)



These vacuums have a 50% increase in air watts; when compared to a similar rated peak HP Shop-Vac® Brand Vacuum not containing the SVX2 motor.

9627110 SVX2 - 12 U.S. Gallons*

45.5 Liters*, 5.5 Peak HP†

Accessories - 12' (3.7 m) x 1½" (3.8 cm) Lock-On® Hose, (2) Extension Wands, 14" (35.6 cm) Floor Nozzle, 16" (40.6 cm) Crevice Tool, Claw Utility Nozzle, 1½" (3.8 cm) Adapter, Foam Sleeve, Ultra-Web® Cartridge Filter and High Efficiency Filter Bag.



Catalog	Capacity	Peak HP	UPC	Carton Dimensions	Cube	Shipping Weight	Cubic Feet per Minute (CFM)	Sealed Pressure	Air Watts	Electric Rating	Cord
9627110	12 U.S. Gal* 45.5 Liters*	5.5†	0 26282 10023 8	18¼" x 18¼" x 29"	5.6	27 lbs. (12.2 kg)	105†	70† <i>(inches of water)</i>	325†	120V~ 60Hz 11.6A	18 ft. (5.5 m)

9627210 SVX2 - 16 U.S. Gallons*

60.5 Liters*, 6.5 Peak HP†

Accessories - 12' (3.7 m) x 1½" (3.8 cm) Lock-On® Hose, (2) Extension Wands, 14" (35.6 cm) Floor Nozzle, 16" (40.6 cm) Crevice Tool, Claw Utility Nozzle, 1½" (3.8 cm) Adapter, Foam Sleeve, Ultra-Web® Cartridge Filter and High Efficiency Filter Bag.



Catalog	Capacity	Peak HP	UPC	Carton Dimensions	Cube	Shipping Weight	Cubic Feet per Minute (CFM)	Sealed Pressure	Air Watts	Electric Rating	Cord
9627210	16 U.S. Gal* 60.5 Liters*	6.5†	0 26282 10024 5	19½" x 19½" x 29"	6.5	31 lbs. (14.1 kg)	110†	72† <i>(inches of water)</i>	335†	120V~ 60Hz 12A	18 ft. (5.5 m)

9627310 SVX2 - 18 U.S. Gallons*

68.1 Liters*, 6.5 Peak HP†

Accessories - 12' (3.7 m) x 1½" (3.8 cm) Lock-On® Hose, (2) Extension Wands, 14" (35.6 cm) Floor Nozzle, 16" (40.6 cm) Crevice Tool, Claw Utility Nozzle, 1½" (3.8 cm) Adapter, Foam Sleeve, Ultra-Web® Cartridge Filter and High Efficiency Filter Bag.



Catalog	Capacity	Peak HP	UPC	Carton Dimensions	Cube	Shipping Weight	Cubic Feet per Minute (CFM)	Sealed Pressure	Air Watts	Electric Rating	Cord
9627310	18 U.S. Gal* 68.1 Liters*	6.5†	0 26282 10025 2	19½" x 19½" x 30"	6.6	32 lbs. (14.5 kg)	110†	72† <i>(inches of water)</i>	335†	120V~ 60Hz 12A	18 ft. (5.5 m)

3. †ASTM Tested with an 7 ft. long x 1½ in. diameter Shop-Vac® hose. NOTE: To increase CFM use 2½ in. diameter accessories.

COMTRACTOR SERIES

shop·vac[®]

CONTRACTOR HEAVY-DUTY

These vacs are tough enough for any cleaning task wet or dry.

9627410 SVX2 - 18 U.S. Gallons*

68.1 Liters*, 6.5 Peak HP[†]

Accessories - 12" (3.7 m) x 1½" (3.8 cm)

Lock-On[®] Hose, (2) Extension Wands, 14" (35.6 cm) Floor Nozzle, 16" (40.6 cm) Crevice Tool, Claw Utility Nozzle, 1½" (3.8 cm) Adapter, Foam Sleeve, Ultra-Web[®] Cartridge Filter and High Efficiency Filter Bag.



Catalog	Capacity	Peak HP	UPC	Carton Dimensions	Cube	Shipping Weight	Cubic Feet per Minute (CFM)	Sealed Pressure	Air Watts	Electric Rating	Cord
9627410	18 U.S. Gal* 68.1 Liters*	6.5 [†]	0 26282 10026 9	19½" x 19½" x 30"	6.6	38 lbs. (17.2 kg)	110 [†]	72 [†] <i>(inches of water)</i>	335 [†]	120V~ 60Hz 12A	18 ft. (5.5 m)

9627510 SVX2 - 24 U.S. Gallons*

90.8 Liters*, 6.5 Peak HP[†]

Accessories - 12" (3.7 m) x 1½" (3.8 cm)

Lock-On[®] Hose, (2) Extension Wands, 14" (35.6 cm) Floor Nozzle, 16" (40.6 cm) Crevice Tool, Claw Utility Nozzle, 1½" (3.8 cm) Adapter, Foam Sleeve, Ultra-Web[®] Cartridge Filter and High Efficiency Filter Bag.



Catalog	Capacity	Peak HP	UPC	Carton Dimensions	Cube	Shipping Weight	Cubic Feet per Minute (CFM)	Sealed Pressure	Air Watts	Electric Rating	Cord
9627510	24 U.S. Gal* 90.8 Liters*	6.5 [†]	0 26282 10027 6	19½" x 19½" x 35¼"	7.9	39 lbs. (17.7 kg)	110 [†]	72 [†] <i>(inches of water)</i>	335 [†]	120V~ 60Hz 12A	20 ft. (6.1 m)

9627610 SVX2 - 32 U.S. Gallons*

121 Liters*, 6.5 Peak HP[†]

Accessories - 12" (3.7 m) x 1½" (3.8 cm)

Lock-On[®] Hose, (2) Extension Wands, 14" (35.6 cm) Floor Nozzle, 16" (40.6 cm) Crevice Tool, Claw Utility Nozzle, 1½" (3.8 cm) Adapter, Foam Sleeve, Ultra-Web[®] Cartridge Filter and High Efficiency Filter Bag.



Catalog	Capacity	Peak HP	UPC	Carton Dimensions	Cube	Shipping Weight	Cubic Feet per Minute (CFM)	Sealed Pressure	Air Watts	Electric Rating	Cord
9627610	32 U.S. Gal* 121 Liters*	6.5 [†]	0 26282 10028 3	25" x 25" x 34½"	12.5	56 lbs. (25.4 kg)	110 [†]	72 [†] <i>(inches of water)</i>	335 [†]	120V~ 60Hz 12A	20 ft. (6.1 m)

*ASTM Tested with an 7 ft. long x 1½ in. diameter Shop-Vac[®] hose.

HEAVY-DUTY



CONTRACTOR STAINLESS STEEL

These vacuums have a 50% increase in air watts; when compared to a similar rated peak HP Shop-Vac® Brand Vacuum not containing the SVX2 motor.

5870810 SVX2 - 8 U.S. Gallons*

30.3 Liters*, 5.5 Peak HP†

Accessories - 12' (3.7 m) x 1½" (3.8 cm) Lock-On® Hose, (2) Extension Wands, 14" (35.6 cm) Floor Nozzle, 16" (40.6 cm) Crevice Tool, Claw Utility Nozzle, 1½" (3.8 cm) Adapter, Foam Sleeve, Ultra-Web® Cartridge Filter and High Efficiency Filter Bag.



Catalog	Capacity	Peak HP	UPC	Carton Dimensions	Cube	Shipping Weight	Cubic Feet per Minute (CFM)	Sealed Pressure	Air Watts	Electric Rating	Cord
5870810	8 U.S. Gal* 30.3 Liters*	5.5†	0 26282 10029 0	16¾" x 16¾" x 21¼"	3.3	23 lbs. (10.4 kg)	110†	70† (inches of water)	325†	120V~ 60Hz 11.6A	12 ft. (3.7 m)

9627710 SVX2 - 10 U.S. Gallons*

37.8 Liters*, 6.5 Peak HP†

Accessories - 12' (3.7 m) x 1½" (3.8 cm) Lock-On® Hose, (2) Extension Wands, 14" (35.6 cm) Floor Nozzle, 16" (40.6 cm) Crevice Tool, Claw Utility Nozzle, 1½" (3.8 cm) Adapter, Foam Sleeve, Ultra-Web® Cartridge Filter and High Efficiency Filter Bag.



Catalog	Capacity	Peak HP	UPC	Carton Dimensions	Cube	Shipping Weight	Cubic Feet per Minute (CFM)	Sealed Pressure	Air Watts	Electric Rating	Cord
9627710	10 U.S. Gal* 37.8 Liters*	6.5†	0 26282 10030 6	17¼" x 17¼" x 29½"	5.0	34 lbs. (15.4 kg)	105†	72† (inches of water)	325†	120V~ 60Hz 12A	18 ft. (5.5 m)

9627810 SVX2 - 16 U.S. Gallons*

60.5 Liters*, 6.5 Peak HP†

Accessories - 12' (3.7 m) x 1½" (3.8 cm) Lock-On® Hose, (2) Metal Extension Wands, 14" (35.6 cm) Metal Master Nozzle with Brush and Squeegee inserts, Foam Sleeve, Ultra-Web® Cartridge Filter and High Efficiency Filter Bag.



Catalog	Capacity	Peak HP	UPC	Carton Dimensions	Cube	Shipping Weight	Cubic Feet per Minute (CFM)	Sealed Pressure	Air Watts	Electric Rating	Cord
9627810	16 U.S. Gal* 60.5 Liters*	6.5†	0 26282 10031 3	18¾" x 18¾" x 32"	6.5	46 lbs. (20.9 kg)	110†	72† (inches of water)	335†	120V~ 60Hz 12A	18 ft. (5.5 m)

5. †ASTM Tested with an 7 ft. long x 1½ in. diameter Shop-Vac® hose.

STAINLESS STEEL

shop·vac®

CONTRACTOR TWO-STAGE

9593010 - 10 U.S. Gallons*
37.8 Liters*, 2.0 Peak HP†

Accessories - 12' (3.7 m) x 1½" (3.8 cm)
Lock-On® Hose, (2) Metal Extension Wands, 14" (35.6 cm)
Metal Master Nozzle with Brush and Squeegee inserts,
Foam Sleeve, Cartridge Filter and High Efficiency Filter Bag.



Catalog	Capacity	Peak HP	UPC	Carton Dimensions	Cube	Shipping Weight	Cubic Feet per Minute (CFM)	Sealed Pressure	Air Watts	Electric Rating	Cord
9593010	10 U.S. Gal* 37.8 Liters*	2.0†	0 26282 10032 0	17¼" x 17¼" x 27½"	4.7	31 lbs. (14.1 kg)	65†	60† <i>(inches of water)</i>	135†	120V~ 60Hz 8A	18 ft. (5.5 m)

9593210 - 12 U.S. Gallons*
45.5 Liters*, 2.0 Peak HP†

Accessories - 12' (3.7 m) x 1½" (3.8 cm)
Lock-On® Hose, (2) Metal Extension Wands, 14" (35.6 cm)
Metal Master Nozzle with Brush and Squeegee inserts,
Foam Sleeve, Cartridge Filter and High Efficiency Filter Bag.



Catalog	Capacity	Peak HP	UPC	Carton Dimensions	Cube	Shipping Weight	Cubic Feet per Minute (CFM)	Sealed Pressure	Air Watts	Electric Rating	Cord
9593210	12 U.S. Gal* 45.5 Liters*	2.0†	0 26282 10033 7	17¼" x 17¼" x 28½"	4.9	36 lbs. (16.3 kg)	65†	60† <i>(inches of water)</i>	135†	120V~ 60Hz 8A	18 ft. (5.5 m)

†ASTM Tested with an 7 ft. long x 1½ in. diameter Shop-Vac® hose.

TWO-STAGE SERIES

CONTRACTOR SPECIALTY

3880210 - 2.5 U.S. Gallons* Toolbox Vac

9.4 Liters*, 3.5 Peak HP†

Accessories - 4' (1.2 m) x 1¼" (3.2 cm) Hose, 5½" (14 cm) Utility Nozzle, Crevice Tool, Round Brush, Small Ultra-Web® Cartridge Filter.



Catalog	Capacity	Peak HP	UPC	Carton Dimensions	Cube	Shipping Weight	Cubic Feet per Minute (CFM)	Sealed Pressure	Air Watts	Electric Rating	Cord
3880210	2.5 U.S. Gal* 9.4 Liters*	3.5†	0 26282 10388 8	29" x 14½" x 13⅝"	3.2	22 lbs. (10 kg)	50**	50** <i>(inches of water)</i>	100**	120V~ 60Hz 7.5A	18 ft. (5.5 m)

SPECIALTY SERIES

7. †ASTM Tested with an 7 ft. long x 1¼ in. diameter Shop-Vac® hose.

shop·vac®

INDUSTRIAL SINGLE-STAGE

6000610 - 6 U.S. Gallons*

22.7 Liters*, 4.5 Peak HP†

Accessories - 7' (2.1 m) x 1 1/4" (3.2 cm) Hose, (2) 1 1/4" (3.1 cm) Extension Wands, 12" (30.4 cm) Deluxe Nozzle with Brush and Squeegee Inserts, Round Brush, 5 1/2" (14 cm) Utility Nozzle, Crevice Tool, 6' (1.8 m) x 2 1/2" (6.4 cm) Hose, (2) 2 1/2" (6.3 cm) Extension Wands, 8" (20.3 cm) Utility Nozzle, Foam Sleeve, Ultra-Web® Cartridge Filter.



Catalog	Capacity	Peak HP	UPC	Carton Dimensions	Cube	Shipping Weight	Cubic Feet per Minute (CFM)	Sealed Pressure	Air Watts	Electric Rating	Cord
6000610	6 U.S. Gal* 22.7 Liters*	4.5†	0 26282 10034 4	17" x 17" x 23"	3.9	20 lbs. (9.1 kg)	120***	60*** <i>(inches of water)</i>	225***	120V~ 60Hz 9A	18 ft. (5.5 m)

6001010 - 10 U.S. Gallons*

37.8 Liters*, 4.5 Peak HP†

Accessories - 7' (2.1 m) x 1 1/4" (3.2 cm) Hose, (2) 1 1/4" (3.1 cm) Extension Wands, 12" (30.4 cm) Deluxe Nozzle with Brush and Squeegee Inserts, Round Brush, 5 1/2" (14 cm) Utility Nozzle, Crevice Tool, 6' (1.8 m) x 2 1/2" (6.4 cm) Hose, (2) 2 1/2" (6.3 cm) Extension Wands, 8" (20.3 cm) Utility Nozzle, Foam Sleeve, Ultra-Web® Cartridge Filter.



Catalog	Capacity	Peak HP	UPC	Carton Dimensions	Cube	Shipping Weight	Cubic Feet per Minute (CFM)	Sealed Pressure	Air Watts	Electric Rating	Cord
6001010	10 U.S. Gal* 37.8 Liters*	4.5†	0 26282 10035 1	16 1/2" x 16 1/2" x 25 1/2"	4.0	25 lbs. (11.3 kg)	120***	60*** <i>(inches of water)</i>	225***	120V~ 60Hz 9A	18 ft. (5.5 m)

9258010 - 8 U.S. Gallons*

30.3 Liters*, 6.0 Peak HP†

Accessories - 8' (2.4 m) x 1 1/2" (3.8 cm) Lock-On® Hose, (2) Extension Wands, Dual Surface Nozzle, 12" Wet/Dry Nozzle, Round Brush, 6" (15.2 cm) Utility Nozzle, Crevice Tool, Foam Sleeve, Cartridge Filter and High Efficiency Filter Bag.



Catalog	Capacity	Peak HP	UPC	Carton Dimensions	Cube	Shipping Weight	Cubic Feet per Minute (CFM)	Sealed Pressure	Air Watts	Electric Rating	Cord
9258010	8 U.S. Gal* 30.3 Liters*	6.0†	0 26282 10036 8	16 1/4" x 16 1/4" x 23 1/2"	3.6	23 lbs. (10.4 kg)	100†	60† <i>(inches of water)</i>	225†	120V~ 60Hz 9.5A	18 ft. (5.5 m)

*ASTM Tested with an 7 ft. long x 1 1/2 in. diameter Shop-Vac® hose. ***ASTM Tested with an 8 ft. long x 2 1/2 in. diameter Shop-Vac® hose. †

INDUSTRIAL SINGLE-STAGE

9258110 - 10 U.S. Gallons*

37.8 Liters*, 6.0 Peak HP†

Accessories - 8' (2.4 m) x 1½" (3.8 cm) Lock-On® Hose, (2) Extension Wands, Dual Surface Nozzle, 12" Wet/Dry Nozzle, Round Brush, 6" (15.2 cm) Utility Nozzle, Crevice Tool, Foam Sleeve, Cartridge Filter and High Efficiency Filter Bag.



Catalog	Capacity	Peak HP	UPC	Carton Dimensions	Cube	Shipping Weight	Cubic Feet per Minute (CFM)	Sealed Pressure	Air Watts	Electric Rating	Cord
9258110	10 U.S. Gal* 37.8 Liters*	6.0†	0 26282 10037 5	16½" x 16½" x 28"	4.2	23 lbs. (10.4 kg)	100†	60† (inches of water)	225†	120V~ 60Hz 9.5A	18 ft. (5.5 m)

9258210 - 10 U.S. Gallons*

37.8 Liters*, 6.0 Peak HP†

Accessories - 8' (2.4 m) x 1½" (3.8 cm) Lock-On® Hose, (2) Extension Wands, Dual Surface Nozzle, 12" Wet/Dry Nozzle, Round Brush, 6" (15.2 cm) Utility Nozzle, Crevice Tool, Foam Sleeve, Cartridge Filter and High Efficiency Filter Bag.



Catalog	Capacity	Peak HP	UPC	Carton Dimensions	Cube	Shipping Weight	Cubic Feet per Minute (CFM)	Sealed Pressure	Air Watts	Electric Rating	Cord
9258210	10 U.S. Gal* 37.7 Liters*	6.0†	0 26282 10038 2	16¾" x 16¾" x 30¾"	5.0	32 lbs. (14.5 kg)	100†	60† (inches of water)	225†	120V~ 60Hz 9.5A	18 ft. (5.5 m)

SINGLE-STAGE SERIES

shop·vac®

INDUSTRIAL TWO-STAGE

9593310 - 12 U.S. Gallons*

45.5 Liters*, 3.0 Peak HP†

Accessories - 12' (3.6 m) x 1½" (3.8 cm) Lock-On® Hose, (2) Extension Wands, 14" (35.6 cm) Floor Nozzle, Claw Utility Nozzle, Adapter, 16" (40.6 cm) Crevice Tool, Foam Sleeve, Ultra-Web® Cartridge Filter and High Efficiency Filter Bag.



Catalog	Capacity	Peak HP	UPC	Carton Dimensions	Cube	Shipping Weight	Cubic Feet per Minute	Sealed Pressure	Air Watts	Electric Rating	Cord
9593310	12 U.S. Gal* 45.5 Liters*	3.0†	0 26282 10039 9	18¼" x 18¼" x 29"	5.6	32 lbs. (14.5 kg)	80†	85† (inches of water)	225†	120V~ 60Hz 11.5A	35 ft. (10.7 m)

9593410 - 16 U.S. Gallons*

60.5 Liters*, 3.0 Peak HP†

Accessories - 12' (3.6 m) x 1½" (3.8 cm) Lock-On® Hose, (2) Extension Wands, 14" (35.6 cm) Floor Nozzle, Claw Utility Nozzle, Adapter, 16" (40.6 cm) Crevice Tool, Foam Sleeve, Ultra-Web® Cartridge Filter and High Efficiency Filter Bag.



Catalog	Capacity	Peak HP	UPC	Carton Dimensions	Cube	Shipping Weight	Cubic Feet per Minute (CFM)	Sealed Pressure	Air Watts	Electric Rating	Cord
9593410	16 U.S. Gal* 60.5 Liters*	3.0†	0 26282 10040 5	19¾" x 19¾" x 27¾"	6.3	41 lbs. (18.6 kg)	80†	85† (inches of water)	225†	120V~ 60Hz 11.5A	35 ft. (10.7 m)

†ASTM Tested with an 7 ft. long x 1½ in. diameter Shop-Vac® hose.

TWO-STAGE SERIES

INDUSTRIAL TWO-STAGE HEAVY-DUTY

9593510 - 16 U.S. Gallons*

60.5 Liters*, 3.0 Peak HP†

Accessories - 12' (3.7 m) x 1½" Lock-On® Hose, (2) Interlocking Metal Extension Wands, 14" (35.6 cm) Master Nozzle, Rug Shoe, Brush Shoe, Squeegee Shoe, 6" (15.2 cm) Utility Nozzle, Crevice Tool, Round Brush, 1½" (3.8 cm) Adapter, Foam Sleeve, CleanStream® Cartridge Filter and High Efficiency Filter Bag.



Catalog	Capacity	Peak HP	UPC	Carton Dimensions	Cube	Shipping Weight	Cubic Feet per Minute (CFM)	Sealed Pressure	Air Watts	Electric Rating	Cord
9593510	16 U.S. Gal* 60.5 Liters*	3.0†	0 26282 10041 2	18¾" x 18¾" x 33½"	6.8	51 lbs. (23.1 kg)	80†	85† <i>(inches of water)</i>	225†	120V~ 60Hz 11.5A	35 ft. (10.7 m)

9593610 - 20 U.S. Gallons*

75.7 Liters*, 3.0 Peak HP†

Accessories - 12' (3.7 m) x 1½" Lock-On® Hose, (2) Interlocking Metal Extension Wands, 14" (35.6 cm) Master Nozzle, Rug Shoe, Brush Shoe, Squeegee Shoe, 6" (15.2 cm) Utility Nozzle, Crevice Tool, Round Brush, 1½" (3.8 cm) Adapter, Foam Sleeve, CleanStream® Cartridge Filter and High Efficiency Filter Bag.



Catalog	Capacity	Peak HP	UPC	Carton Dimensions	Cube	Shipping Weight	Cubic Feet per Minute (CFM)	Sealed Pressure	Air Watts	Electric Rating	Cord
9593610	20 U.S. Gal* 75.7 Liters*	3.0†	0 26282 10042 9	18¾" x 18¾" x 38½"	7.8	62 lbs. (28.1 kg)	80†	85† <i>(inches of water)</i>	225†	120V~ 60Hz 11.5A	35 ft. (10.7 m)

9700510 - 55 U.S. Gallons*

208 Liters*, 3.0 Peak HP†

Accessories - 12' (3.7m) x 1½" (3.8 cm) Crush Resistant Hose, Claw Nozzle, Right Angle Connector and Ultra-Web® Cartridge Filter.



Catalog	Capacity	Peak HP	UPC	Carton Dimensions	Cube	Shipping Weight	Cubic Feet per Minute (CFM)	Sealed Pressure	Air Watts	Electric Rating	Cord
9700510	55 U.S. Gal* 208 Liters*	3.0†	0 26282 97510 2	25¼" x 25¼" x 55"	21.3	84 lbs. (38.1 kg)	80†	95† <i>(inches of water)</i>	230†	120V~ 60Hz 11A	35 ft. (10.7 m)

9700610 - 55 U.S. Gallons* Head Assembly

3.0 Peak HP†

Accessories - 12' (3.7m) x 1½" (3.8 cm) Crush Resistant Hose, Claw Nozzle, Right Angle Connector and Ultra-Web® Cartridge Filter.



Catalog	Capacity	Peak HP	UPC	Carton Dimensions	Cube	Shipping Weight	Cubic Feet per Minute (CFM)	Sealed Pressure	Air Watts	Electric Rating	Cord
9700610	N/A	3.0†	0 26282 97610 9	25¼" x 25¼" x 18½"	6.8	29 lbs. (13.2 kg)	80†	95† <i>(inches of water)</i>	230†	120V~ 60Hz 11A	35 ft. (10.7 m)

†ASTM Tested with an 7 ft. long x 1½ in. diameter Shop-Vac® hose.

9601610 - 16 U.S. Gallons*

60.5 Liters*, 6.0 Peak HP†

Accessories - 8' (2.4 m) x 1¼" (3.2 cm) Lock-On®

Hose with Curved End and Airflow Control, (2) Extension Wands, 10" (25.4 cm) Wet/Dry Floor Nozzle, 6' (1.8 m) x 2½" (6.4 cm) Lock-On® Hose, (2) Extension Wands, 14" (35.6 cm) Floor Nozzle with Brush, 8" (20.3 cm) Utility Nozzle, Crevice Tool, Concentrator Nozzle, Elbow Grip, Hose Holder, Foam Sleeve, Cartridge Filter, Tear Resistant Wet/Dry Bag.



Catalog	Capacity	Peak HP	UPC	Carton Dimensions	Cube	Shipping Weight	Cubic Feet per Minute (CFM)	Sealed Pressure	Air Watts	Electric Rating	Cord
9601610	16 U.S. Gal* 60.5 Liters*	6.0†	0 26282 10044 3	19½" x 19½" x 29¾"	6.6	36 lbs. (16.3 kg)	130***	50*** <i>(inches of water)</i>	235***	120V~ 60Hz 11.8A	18 ft. (5.5 m)

9602010 - 20 U.S. Gallons*

75.7 Liters*, 6.0 Peak HP†

Accessories - 8' (2.4 m) x 1¼" (3.2 cm)

Lock-On® Hose with Curved End and Airflow Control, (2) Extension Wands, 10" (25.4 cm) Wet/Dry Floor Nozzle, 6' (1.8 m) x 2½" (6.4 cm) Lock-On® Hose, (2) Extension Wands, 14" (35.6 cm) Wet/Dry Floor Nozzle with Brush, 8" (20.3 cm) Utility Nozzle, Crevice Tool, Concentrator Nozzle, Elbow Grip, Hose Holder, Foam Sleeve, Cartridge Filter, Tear Resistant Wet/Dry Bag.



Catalog	Capacity	Peak HP	UPC	Carton Dimensions	Cube	Shipping Weight	Cubic Feet per Minute (CFM)	Sealed Pressure	Air Watts	Electric Rating	Cord
9602010	20 U.S. Gal* 75.7 Liters*	6.0†	0 26282 10045 0	19½" x 19½" x 34½"	7.7	37 lbs. (16.8 kg)	130***	50*** <i>(inches of water)</i>	235***	120V~ 60Hz 11.8A	18 ft. (5.5 m)

***ASTM Tested with an 8 ft. long x 2½ in. diameter Shop-Vac® hose.

PUMP VAC SERIES

INDUSTRIAL PUMP VAC

9601410 - 14 U.S. Gallons*

53 Liters*, 6.0 Peak HP[†]

Accessories - 8' (2.4 m) x 1¼" (3.2 cm) Lock-On® Hose with Curved End and Airflow Control, (2) Extension Wands, 10" (25.4 cm) Wet/Dry Floor Nozzle, 6' (1.8 m) x 2½" (6.4 cm) Lock-On® Hose, (2) Extension Wands, 14" (35.6 cm) Floor Nozzle with Brush, 8" (20.3 cm) Utility Nozzle, Crevice Tool, Concentrator Nozzle, Elbow Grip, Hose Holder, Foam Sleeve, Cartridge Filter, Tear Resistant Wet/Dry Bag.



Catalog	Capacity	Peak HP	UPC	Carton Dimensions	Cube	Shipping Weight	Cubic Feet per Minute (CFM)	Sealed Pressure	Air Watts	Electric Rating	Cord
9601410	14 U.S. Gal* 53 Liters*	6.0 [†]	0 26282 10046 7	19½" x 19½" x 32½"	7.2	43 lbs. (19.5 kg)	130 ^{†††}	50 ^{†††} <i>(inches of water)</i>	235 ^{†††}	120V~ 60Hz 11.8A	18 ft. (5.5 m)

PUMP VAC SERIES

14. †††ASTM Tested with an 8 ft. long x 2½ in. diameter Shop-Vac® hose.

5811410 - 14 U.S. Gallons*

53 Liters*, 2.5 Peak HP†

Accessories - 12' (3.7 m) x 1½" (3.8 cm) Hose with Vinyl Accessory End, (2) Metal Extension Wands, 14" (35.6 cm) Master Nozzle, Round Brush, Crevice Tool, 6" (15.2 cm) Utility Nozzle, 1½" (3.8 cm) Adapter, Squeegee Shoe, Rug Shoe, Brush Shoe, Foam Sleeve, Gore HEPA® Cartridge Filter and High Efficiency Filter Bag.



Catalog	Capacity	Peak HP	UPC	Carton Dimensions	Cube	Shipping Weight	Cubic Feet per Minute (CFM)	Sealed Pressure	Air Watts	Electric Rating	Cord
5811410	14 U.S. Gal* 53 Liters*	2.5†	0 26282 10051 1	27¾" x 21½" x 24¾"	8.5	43.9 lbs. (19.9 kg)	75†	74† <i>(inches of water)</i>	190†	120V~ 60Hz 9.5A	20 ft. (6.1 m)

5811810 - 18 U.S. Gallons*

68.1 Liters*, 3.0 Peak HP†

Accessories - 12' (3.7 m) x 1½" (3.8 cm) Hose with Vinyl Accessory End, (2) Metal Extension Wands, 14" (35.6 cm) Master Nozzle, Round Brush, Crevice Tool, 6" (15.2 cm) Utility Nozzle, 1½" (3.8 cm) Adapter, Squeegee Shoe, Rug Shoe, Brush Shoe, Foam Sleeve, Gore HEPA® Cartridge Filter and High Efficiency Filter Bag.



Catalog	Capacity	Peak HP	UPC	Carton Dimensions	Cube	Shipping Weight	Cubic Feet per Minute (CFM)	Sealed Pressure	Air Watts	Electric Rating	Cord
5811810	18 U.S. Gal* 68.1 Liters*	3.0†	0 26282 10052 8	27¾" x 21½" x 28¾"	9.9	49.3 lbs. (22.4 kg)	80†	82† <i>(inches of water)</i>	235†	120V~ 60Hz 11.5A	20 ft. (6.1 m)

5811210 SVX2 - 12 U.S. Gallons*

45.5 Liters*, 5.5 Peak HP†

Accessories - 12' (3.7 m) x 1½" (3.8 cm) Hose with Polypro Accessory End, (2) Extension Wands, 12" (30.4 cm) Deluxe Nozzle, Round Brush, Crevice Tool, Adapter, 6" (15.2 cm) Utility Nozzle, 5½" (14 cm) Utility Nozzle, 10" (25.4 cm) Squeegee Nozzle, Foam Sleeve, Gore HEPA® Cartridge Filter and High Efficiency Filter Bag.



Catalog	Capacity	Peak HP	UPC	Carton Dimensions	Cube	Shipping Weight	Cubic Feet per Minute (CFM)	Sealed Pressure	Air Watts	Electric Rating	Cord
5811210	12 U.S. Gal* 45.5 Liters*	5.5†	0 26282 10049 8	27¾" x 21½" x 23¼"	8.1	37.5 lbs. (17.0 kg)	100†	68† <i>(inches of water)</i>	260†	120V~ 60Hz 11.6A	20 ft. (6.1 m)

†ASTM Tested with an 7 ft. long x 1½ in. diameter Shop-Vac® hose.



INDUSTRIAL EAGLE EYE

These vacuums have a 50% increase in air watts; when compared to a similar rated peak HP Shop-Vac® Brand Vacuum not containing the SVX2 motor.

EAGLE EYE SERIES

5811610 SVX2 - 16 U.S. Gallons*

60.5 Liters*, 6.5 Peak HP†

Accessories - 12' (3.7 m) x 1½" (3.8 cm) Hose with Polypro Accessory End, (2) Extension Wands, 12" (30.4 cm) Deluxe Nozzle, Round Brush, Crevice Tool, Adapter, 6" (15.2 cm) Utility Nozzle, 5½" (14 cm) Utility Nozzle, 10" (25.4 cm) Squeegee Nozzle, Foam Sleeve, Gore HEPA® Cartridge Filter and High Efficiency Filter Bag.



Catalog	Capacity	Peak HP	UPC	Carton Dimensions	Cube	Shipping Weight	Cubic Feet per Minute (CFM)	Sealed Pressure	Air Watts	Electric Rating	Cord
5811610	16 U.S. Gal* 60.5 Liters*	6.5†	0 26282 10050 4	27¾" x 21½" x 26¾"	9.2	45.6 lbs. (20.7 kg)	105†	70† <i>(inches of water)</i>	285†	120V~ 60Hz 12A	20 ft. (6.1 m)

5801210 SVX2 - 14 U.S. Gallons*

53 Liters*, 5.5 Peak HP†

Accessories - 12' (3.7 m) x 1½" (3.8 cm) Hose with Vinyl Accessory End, (2) Metal Extension Wands, 14" (35.6 cm) Master Nozzle, Round Brush, Crevice Tool, 6" (15.2 cm) Utility Nozzle, 1½" (3.8 cm) Adapter, Squeegee Shoe, Rug Shoe, Brush Shoe, Foam Sleeve, Gore HEPA® Cartridge Filter and High Efficiency Filter Bag.



Catalog	Capacity	Peak HP	UPC	Carton Dimensions	Cube	Shipping Weight	Cubic Feet per Minute (CFM)	Sealed Pressure	Air Watts	Electric Rating	Cord
5801210	14 U.S. Gal* 53 Liters*	5.5†	0 26282 10053 5	24¼" x 24¼" x 28¾"	9.8	42.9 lbs. (19.4 kg)	100†	68† <i>(inches of water)</i>	260†	120V~ 60Hz 11.6A	20 ft. (6.1 m)

5802610 SVX2 - 16 U.S. Gallons*

60.5 Liters*, 6.5 Peak HP†

Accessories - 12' (3.7 m) x 1½" (3.8 cm) Hose with Vinyl Accessory End, (2) Metal Extension Wands, 14" (35.6 cm) Master Nozzle, Round Brush, Crevice Tool, 6" (15.2 cm) Utility Nozzle, 1½" (3.8 cm) Adapter, Squeegee Shoe, Rug Shoe, Brush Shoe, Foam Sleeve, Gore HEPA® Cartridge Filter and High Efficiency Filter Bag.



Catalog	Capacity	Peak HP	UPC	Carton Dimensions	Cube	Shipping Weight	Cubic Feet per Minute (CFM)	Sealed Pressure	Air Watts	Electric Rating	Cord
5802610	16 U.S. Gal* 60.5 Liters*	6.5†	0 26282 10054 2	24¼" x 24¼" x 31¾"	10.8	46.1 lbs. (20.9 kg)	105†	70† <i>(inches of water)</i>	285†	120V~ 60Hz 12A	20 ft. (6.1 m)

16. †ASTM Tested with an 7 ft. long x 1½ in. diameter Shop-Vac® hose.

**COMMERCIAL/
JAN-SAN/HOTEL**

shop·vac[®]
BRAND

9272410 - 4 U.S. Gallons* Long Life
15.1 Liters*, 2.0 Peak HP[†]

Accessories - 10' (3 m) x 1½" (3.8 cm) Crush Resistant Lock-On[®] Hose, (2) Metal Extension Wands with Positive Lock, Dual Surface Nozzle with Positive Lock, 14" (35.6 cm) Floor Nozzle, 16" (40.6 cm) Crevice Tool, Round Brush, 5½" (14 cm) Utility Nozzle, Tool Storage Bag, Foam Sleeve, CleanStream[®] Cartridge Filter and High Efficiency Filter Bag.



Catalog	Capacity	Peak HP	UPC	Carton Dimensions	Cube	Shipping Weight	Cubic Feet per Minute (CFM)	Sealed Pressure	Air Watts	Electric Rating	Cord
9272410	4 U.S. Gal* 15.1 Liters*	2.0 [†]	0 26282 10004 7	13½" x 13½" x 25⅞"	2.7	25 lbs. (11.3 kg)	65 ^{***}	70 ^{***} <i>(inches of water)</i>	155 ^{***}	120V~ 60Hz 8A	35 ft. (10.7 m)

†††ASTM Tested with an 8 ft. long x 2½ in. diameter Shop-Vac[®] hose.

INDUSTRIAL SPECIALTY

SPECIALTY SERIES

3942010 - 5 U.S. Gallons*

18.9 Liters*, 5.0 Peak HP†

Accessories - 18' (5.4 m) x 1½" (3.8 cm) Lock-On® Hose, (2) Extension Wands, 12" (30.5 cm) Deluxe Nozzle with Brush and Squeegee Inserts, Claw Utility Nozzle, Crevice Tool, Round Brush, 1½" (3.8 cm) Adapter, Wall Mounting Bracket, Tool Storage Bag with Wall Hook, Foam Sleeve, Ultra-Web® Cartridge Filter and Filter Bag.



Catalog	Capacity	Peak HP	UPC	Carton Dimensions	Cube	Shipping Weight	Cubic Feet per Minute (CFM)	Sealed Pressure	Air Watts	Electric Rating	Cord
3942010	5 U.S. Gal* 18.9 Liters*	5.0†	0 26282 10394 9	12⅞" x 12⅞" x 33¼"	3.2	22 lbs. (10 kg)	85†	56† <i>(inches of water)</i>	180†	120V~ 60Hz 9A	18 ft. (5.5 m)

2850010 - 2.0 Peak HP†

Dry Pick Up Only

Accessories - 5' (1.5 m) x 1½" (3.8 cm) Crush Resistant Lock-On® Hose (2) Metal Extension Wands with Positive-Lock, Dual Surface Selector Nozzle with Positive-Lock, Crevice Tool, 6" (15.2 cm) Utility Nozzle, Round Brush, 1½" (3.8 cm) Adapters, 50' (15.2 m) Extension Cord, Super Performance Cloth Filter and High Efficiency Filter Bag.



Catalog	Capacity	Peak HP	UPC	Carton Dimensions	Cube	Shipping Weight	Cubic Feet per Minute (CFM)	Sealed Pressure	Air Watts	Electric Rating	Cord
2850010	N/A N/A	2.0†	0 26282 28500 3	25½" x 13¼" x 12⅞"	2.4	21 lbs. (9.5 kg)	75†	82† <i>(inches of water)</i>	190†	120V~ 60Hz 7.5A	50 ft. (15.2 m)

2861010 - 6.0 Peak HP†

Dry Pick Up Only

Accessories - 4' (1.2 m) x 1¼" (3.2 cm) Lock-On® Hose with Hand Grip and Airflow Control, (2) Metal Extension Wands with Positive-Lock, Dual Surface Nozzle with Positive-Lock, Small Ultra-Web® and High Efficiency Filter Bag.



Catalog	Capacity	Peak HP	UPC	Carton Dimensions	Cube	Shipping Weight	Cubic Feet per Minute (CFM)	Sealed Pressure	Air Watts	Electric Rating	Cord
2861010	N/A N/A	6.0†	0 26282 10048 1	12¾" x 11½" x 24½"	2.1	18 lbs. (8.2 kg)	60††	44†† <i>(inches of water)</i>	100†	120V~ 60Hz 11.8A	25 ft. (7.6 m)

18. †ASTM Tested with an 7 ft. long x 1½ in. diameter Shop-Vac® hose. ††ASTM Tested with an 7 ft. long x 1¼ in. diameter Shop-Vac® hose.

9991910 - 1.5 Peak HP†

Dry Pick Up Only

Accessories - 6' (1.8 m) x 1/4" (3.2 cm) Hose with Hose Coupling, (1) Extension Wand, 6" (15.2 cm) Utility Nozzle, Round Brush, Crevice Tool, 1/4" (3.2 cm) - 2 1/2" (6.4 cm) Adapter, Shoulder Strap, Disposable Filter Bag and Secondary Filter Bag.



Catalog	Capacity	Peak HP	UPC	Carton Dimensions	Cube	Shipping Weight	Cubic Feet per Minute (CFM)	Sealed Pressure	Air Watts	Electric Rating	Cord
9991910	N/A N/A	1.5*	0 26282 91910 6	20 5/8" x 10 3/4" x 11"	1.4	10 lbs. (4.5 kg)	50**	48** <i>(inches of water)</i>	80**	120V~ 60Hz 6.8A	35 ft. (10.7 m)

3050010 - Shop Sweep® Push Sweeper

Dry Pick Up Only

Features -

Light-weight and easy to maneuver. Cleans dirt, dust and litter from any hard surface.

- 12" (30.5 cm) diameter side broom sweeps debris away from walls and curbs.
- 27" (68.6 cm) wide cleaning path.
- Rubber seals provide dust-free operation.
- Adjustable main and side brooms.



Catalog	Capacity	Peak HP	UPC	Carton Dimensions	Cube	Shipping Weight	Cubic Feet per Minute (CFM)	Sealed Pressure	Air Watts	Electric Rating	Cord
3050010	N/A N/A	N/A	0 26282 35010 7	29" x 28" x 12 1/2"	5.9	50 lbs. (22.7 kg)	N/A	N/A <i>(inches of water)</i>	N/A	N/A	N/A

4050010 - Indoor/Outdoor Large Debris Sweeper

1.25 Peak HP†, Dry Pick Up Only

Features -

Quick and easy cleaning indoors and outdoors. FILTRATION IS DESIGNED FOR LARGE MATERIALS SUCH AS SAWDUST, LEAVES AND SMALL STICKS. IT IS NOT DESIGNED FOR FINE DEBRIS PICK UP.

- 19" (48.3 cm) wide nozzle with 1 1/2" (3.8 cm) intake.
- High airflow double insulated motor with a durable nylon impeller.
- Safety switch
- Built-in kick stand.



Catalog	Capacity	Peak HP	UPC	Carton Dimensions	Cube	Shipping Weight	Cubic Feet per Minute (CFM)	Sealed Pressure	Air Watts	Electric Rating	Cord
4050010	N/A N/A	1.25*	0 26282 40500 5	22" x 16 1/4" x 17"	3.5	17 lbs. (7.7 kg)	N/A	N/A <i>(inches of water)</i>	N/A	120V~ 60Hz 6A	18 in. (45.7 m)

INDUSTRIAL SPECIALTY

9623710 - 22 U.S. Gallons* FlipNPour®

83.3 Liters*, 2.5 Peak HP†

Accessories - 12' (3.7 m) x 1½" (3.8 cm) Lock-On® Hose, (2) Interlocking Metal Extension Wands, 14" (35.6 cm) Master Nozzle, Rug Shoe, Brush Shoe, Squeegee Shoe, 6" (15.2 cm) Utility Nozzle, Crevice Tool, Round Brush, 1½" (3.8 cm) Adapter, Foam Sleeve, Ultra-Web® Cartridge Filter and High Efficiency Filter Bag.



Catalog	Capacity	Peak HP	UPC	Carton Dimensions	Cube	Shipping Weight	Cubic Feet per Minute (CFM)	Sealed Pressure	Air Watts	Electric Rating	Cord
9623710	22 U.S. Gal* 83.3 Liters*	2.5†	0 26282 96237 9	Vac: 19½" x 19½" x 34½" Dolly: 25½" x 20½" x 14¾"	Vac: 7.69 Dolly: 4.46	66 lbs. (29.9 kg) <small>(weight is the total of both cartons vac and dolly)</small>	80‡	80‡ <small>(inches of water)</small>	190‡	120V~ 60Hz 9.5A	35 ft. (10.7 m)

SPECIALTY SERIES

1 1/4" (3.2 cm) ACCESSORIES & HOSES



9069800 - Turbo Nozzle
An air powered turbine turns a rotary brush to pick up tough to clean dry messes on carpet, stairs, upholstery and in your vehicle.



9066500 - 12" (30.5 cm) Deluxe Nozzle
Use for all purpose wet and dry cleaning.



9060000 - 6" (15.2 cm) Master Nozzle
Ideal for small clean ups and vehicle interiors.



9060100 - 6" (15.2 cm) Squeegee Insert
Use for wet pick up in conjunction with the 6" Master Nozzle (906000).



9060200 - 6" (15.2 cm) Brush Shoe
Use for dry pick up in conjunction with the 6" Master Nozzle (906000).



9060300 - 10" (25.4 cm) Master Floor Nozzle
For use with interchangeable 10" shoes.



9060400 - 10" (25.4 cm) Brush Shoe
Use for dry pick up on smooth surfaces in conjunction with the 10" Master Floor Nozzle (906030).



9060500 - 10" (25.4 cm) Squeegee Insert
Use for dry pick up on carpet surfaces in conjunction with Master Floor Nozzle (906030).



9060600 - 10" (25.4 cm) Rug Shoe
Use for dry pick up on carpet surfaces in conjunction with the Master Floor Nozzle (906030).



9061200 - Dual Surface Nozzle
Nozzle with metal bottom has setting for carpet and bare floor.



9061400 - 14" (35.6 cm) Extension Wands (3 pc)
Provides longer reach for easier cleaning.



9061500 - Round Brush
Use on smooth and irregular surfaces.



9061600 - Crevice Tool
For cleaning those hard-to-reach places.



9017900 - Flexible Crevice Tool
Flexible tool to clean hard-to-reach places.



9018000 - Soft Auto Brush
Great for cleaning dry debris from vehicle dash board, furniture, etc.



9018100 - Firm Auto Brush
Great for cleaning dry debris from vehicle floor mats, venetian blinds, etc.



9061900 - 5 1/2" Utility Nozzle
Ideal for small clean ups and vehicle interiors.



9062100 - 10" (25.4 cm) Wet/Dry Floor Nozzle
For wide area bulk dry pick up and wet pick up.



9063200 - Floor Nozzle
Economical nozzle with setting for both carpet and bare floors.



9193400 - Drain Hero™
Unclogs sinks, tubs and showers. Retrieves jewelry, valuables and coins.



8011462 - Locking Hose End Kit
Converts friction fit hoses to fit locking tank inlets.



9056400 - 4' (1.2 m) Hose
For use with 1x1", Portable, Micro™, HangOn™, AllAround Ez™ and HangUp™ Mini



9050100 - 7' (2.1 m) Crush Resistant Hose with Airflow Control
Fits standard friction and locking inlets.



9032400 - 18' (5.5 m) Hose
Fits standard friction and locking inlets.

ACCESSORIES & HOSES

1 1/4" (3.2 cm) ACCESSORIES & HOSES



9192900 - 18' (5.5 m) Hose
Fits 5 U.S. gallon, 18.9 liter wall mountable vac (model 5HMS00).



9056500 - 8' (2.4 m) Hose with Curved Hose End and Airflow Control
Fits standard friction and locking inlets.



9051200 - 8' (2.4 m) Hose with Long Extension End
Fits standard friction and locking inlets.



9057100 - 12' (3.7 m) Quattroflex® Flexible Hose
4 to 1 stretchable hose. Fits standard friction and locking inlets.



8018300 - Basic Cleaning Kit
Includes: 7' (2.1 m) Hose, 3 extension Wands, and 10" (25.4 cm) Wet/Dry Floor Nozzle.



8018900 - Micro Cleaning Kit
The perfect way to clean your audio/video equipment and vehicles. The kit includes mini versions of our Straight Wand, Curved Wand, Crevice Tool, Round Brush, Oval Brush, plus a Adapter to attach these tools to your 1 1/4" (3.2 cm) hose.



9199000 - Metal Telescoping Wand with Posi-Lock
Extends from 22 1/4" (56.5 cm) up to 34 3/4" (88.2 cm) for a longer reach when needed.



9064300 - Cleaning Kit
Includes: Round Brush, Gulper Nozzle and Crevice Tool.

1 1/4" (3.2 cm) - 1 1/2" (3.8 cm) ACCESSORIES



9191400 - 5 1/2" (14 cm) Utility Nozzle w/Adapter
Fast pick up. Great for car interiors.



9199600 - 16" (40.6 cm) Crevice Tool
For hard to reach places.



9196600 - 10" (25.4 cm) Wet/Dry Nozzle w/Adapter
Best for wet pick up.



9196800 - Dual Surface Nozzle w/Adapter
Settings for carpet and bare floors.



9199100 - 12" (30.5 cm) Deluxe Nozzle w/Adapter
Wet/Dry pick up on floors.



9198500 - Extension Wands (2pc.)
Provides longer reach for easier cleaning.

1 1/2" (3.8 cm) PLASTIC/METAL ACCESSORIES & HOSES



9199800 - 16" (40.6 cm) Crevice Tool
For extra long reach to get those really hard-to-reach places.



9064400 - Round Brush
Use on smooth and irregular surfaces.



9064500 - Crevice Tool
For cleaning those hard-to-reach places.



9017500 - 6" (15.2 cm) Utility Nozzle
Ideal for small clean ups and vehicle interiors.



9065400 - 14" (35.6 cm) Master Nozzle with Posi-Lock
For use with interchangeable 14" (35.6 cm) shoes.



9065500 - 14" (35.6 cm) Squeegee Shoe
Use for wet pick up in conjunction with the 14" (35.6 cm) Master Nozzle (90654).



9065600 - 14" (35.6 cm) Brush Shoe
Use for dry pick up on smooth surfaces in conjunction with the 14" (35.6 cm) Master Nozzle (90654).



9065700 - 14" (35.6 cm) Rug Shoe
Use for dry pick up on carpet surfaces in conjunction with the 14" (35.6 cm) Master Floor Nozzle (90654).



9198400 - Adaptor
Use to connect Crevice tool, Round Brush and 6" (15.2 cm) Master Nozzle to vinyl hose end.



9191600 - 14" (35.6 cm) Floor Nozzle
Great for all purpose cleaning.



9198600 - 12" (30.5 cm) Deluxe Nozzle w/Brush and Squeegee Insert
Use for all purpose wet and dry cleaning.



8011562 - Locking Hose End Kit
Converts friction fit hoses to fit locking tank inlets.



9032500 - 18' (5.5 m) Crush Resistant Hose
Fits standard friction and locking inlets.



9051300 - 25' (7.6 m) Crush Resistant Hose
Fits standard friction and locking inlets.



9055300 - 7' (2.1 m) Crush Resistant Hose
Fits standard friction and locking inlets.



9056600 - 12' (3.7 m) Crush Resistant Hose
Fits standard friction and locking inlets.

1 1/2" (3.8 cm) PLASTIC/METAL ACCESSORIES & HOSES



9062500 - 12' (3.7 m) Hose
Fits standard friction and locking inlets.



9196900 - 25' (7.6 m) Hose
Fits standard friction and locking inlets.



9057300 - 12' (3.7 m) Quattroflex® Flexible Hose
4 to 1 stretchable hose. Fits standard friction and locking inlets.



9190110 - 6" (15.2 cm) Utility Cleaning Kit
Includes: 6" (15.2 cm) Master Nozzle, Brush Shoe, Squeegee Shoe and Adapter.



9190300 - 12" (30.5 cm) Deluxe Accessory Kit
Includes: 2 Extension Wands, Curved Elbow Grip and 12" (30.5 cm) Deluxe Nozzle with Brush and Squeegee Inserts.



9192400 - Car Cleaning Kit
Includes: 16" (4.9 cm) Quattroflex® Flexible Hose, Claw Utility Nozzle, Crevice Tool, Round Brush, Adapter and Cloth Tool Bag. 4 to 1 stretchable hose fits standard friction and locking hoses.



9031500 - 14" (35.6 cm) Metal Master Nozzle
For use with interchangeable 14" (35.6 cm) shoes.



9031700 - 14" (35.6 cm) Metal Rug Shoe
Use for dry pick up on carpeted surfaces in conjunction with the 14" (35.6 cm) Metal Master Nozzle (90315).



9031800 - 14" (35.6 cm) Metal Brush Shoe
Use for dry pick up on smooth surfaces in conjunction with the 14" (35.6 cm) Metal Master Nozzle (90315).



9031600 - 14" (35.6 cm) Metal Squeegee Shoe
Use for wet pick up in conjunction with the 14" (35.6 cm) Metal Master Nozzle (90315).



9017400 - 6" (15.2 cm) Metal Gulper Tool
For bulk dry pick up. For use on hose end only.



9017600 - 15" (38.1 cm) Metal Crevice Tool
For extra long reach to get those really hard-to-reach places. For use on hose end only.



9053800 - Metal Round Brush
Use on smooth and irregular surfaces. For use on hose end only.



9030800 - 51" (129.5 cm) Chrome Plated Locking Wands (2 pc.)
Provides longer reach for easier cleaning.



8019500 - Metal Accessory Kit
Includes: 2 Extension Wands, Round Brush, Crevice Tool, Adapter (polypropylene) and 14" (35.6 cm) Master Nozzle with Single Blade Squeegee, Rug and Brush Shoes.



9190010 - Industrial/Commercial Cleaning Kit
Includes: 2 Metal Extension Wands, Polypropylene Round Brush, Polypropylene Crevice Tool, Polypropylene 6" (15.2 cm) Master Nozzle, Polypropylene Adapter and Polypropylene 14" (35.6 cm) Master Nozzle with Rug Brush and Squeegee Shoes.



9030600 - 49" (124.5 cm) Contractor Metal Extension Wands (2 pc.)
Provides longer reach for easier cleaning.



9064100 - 14" (35.6 cm) Contractor Metal Master Nozzle
Must be used with the Contractor Metal Extension Wands (90306).



9062400 - 14" (35.6 cm) Contractor Squeegee Insert
Use for wet pick up in conjunction with the 14" (35.6 cm) Contractor Metal Master Nozzle (90641).



9065300 - 14" (35.6 cm) Contractor Brush Insert
Use for dry pick up in conjunction with the 14" (35.6 cm) Contractor Metal Master Nozzle (90641).

2 1/2" (6.4 cm) PLASTIC ACCESSORIES & HOSES



9067500 - 8" (20.3 cm) Utility Nozzle
For bulk dry pick up.



9068000 - Flange Ferrule
For 55 gallon, 208 liter drum vacs.



9067700 - 14" (35.6 cm) Floor Nozzle
For wide area bulk dry pick up and wet pick up.



9192100 - 14" (35.6 cm) Brush Shoe
For dry pick up with 14" (35.6 cm) nozzle (90677).



9192200 - 14" (35.6 cm) Squeegee Shoe
For wet pick up with 14" (35.6 cm) nozzle (90677).



9067400 - Blower/Utility Nozzle
Concentrates airflow for extra cleaning power.



9068300 - Concentrator Nozzle
For increased airflow when using as a blower.



9067800 - Crevice Tool
For cleaning those hard-to-reach places.



9067900 - Right Angle Brush
Use on venetian blinds and irregular surfaces.



9068400 - 40" (101.6 cm) Extension Wands (2 pc.)
Provides longer reach for easier cleaning.



9066600 - Handle Grip
For a comfortable hand grip while vacuuming.



9063300 - Elbow Grip
For a comfortable hand grip while vacuuming.



8011662 - Locking Hose End Kit
Converts friction fit hoses to fit locking tank inlets.



9050300 - 8' (2.4 m) Hose
Fits standard friction and locking inlets.



9013400 - 10' (3 m) Hose
Fits standard friction and locking inlets.



9198900 - 12' (3.7 m) Hose
Fits standard friction and locking inlets.



9057200 - 12' (3.7 m) Quattroflex® Flexible Hose
4 to 1 stretchable hose. Fits standard friction and locking inlets.



8018200 - Deluxe Bulk Dry Pick Up Kit
Includes: 6' (1.8 m) Hose, 2 Extension Wands, 8" (20.3 cm) Utility Nozzle, 14" (35.6 cm) Wet/Dry Floor Nozzle and Crevice Tool.

ADAPTERS




9068500 - 2 1/2" (6.4 cm) to 1 1/4" (3.2 cm) Conversion Unit
Allows you to use 1 1/4" (3.2 cm) accessories with a 2 1/2" (6.4 cm) hose.



9064900 - 2 1/2" (6.4 cm) to 1 1/2" (3.8 cm) Conversion Unit
Allows you to use 2 1/2" (6.4 cm) accessories with a 1 1/2" (3.8 cm) hose.



9042800 - 2 1/2" (6.4 cm) Hose Coupling
For connecting two 2 1/2" (6.4 cm) hoses. Works with standard friction and locking hoses.



9014100 - 1 1/4" (3.2 cm) to 1 7/8" (4.8 cm) Conversion Unit
Allows you to use 1 1/4" (3.2 cm) accessories with a 1 7/8" (4.8 cm) Ridgid® hose.

(This is NOT a product of, nor is sponsored or endorsed by RIDGID, Inc. Ridgid® is a trademark of RIDGID, Inc.)



9068700 - Universal Tool Adapter
Use to adapt virtually any tool to work with all Shop-Vac® brand wet/dry vacs.



9062700 - 1 1/2" (3.8 cm) to 1 1/4" (3.2 cm) Adaptor
Allows you to use 1 1/4" (3.2 cm) accessories with a 1 1/2" (3.8 cm) vinyl hose end.



9062600 - 1 1/2" (3.8 cm) to 1 1/4" (3.2 cm) Adaptor
Allows you to use 1 1/4" (3.2 cm) accessories with a 1 1/2" (3.8 cm) hose end.



9195900 - 1 1/2" (3.8 cm) to 1 1/4" (3.2 cm) Adapter
Allows you to use 1 1/2" (3.2 cm) accessories with a 1 1/4" (3.8 cm) hose.

MISCELLANEOUS ACCESSORIES



9196000 - Air Inflator Nozzle
Use with hose connected to vacs blower port for fast and easy inflation of air mattresses, etc.



9196100 - Claw Utility Nozzle
Fast pick up tool. Works with 1 1/4" (3.2 cm), 1 1/2" (3.8 cm) and 2 1/2" (6.4 cm) hoses.



9197000 - Gutter Cleaning Kit
Quickly clear debris from hard-to-reach gutters and spouting.



9198000 - Dustless Hand Sander
Connects to vac to eliminate airborne drywall dust when sanding indoors. Includes: Hand Sander, 6' (1.8 m) x 1 1/4" (3.2 cm) Hose, Conversion Unit and 3 pieces of 1/2" sheet assorted grit sandpaper.



8012700 - Drain to Hose Adaptor Kit
Drain liquids from your tank using a standard garden hose (not included).



8017500 - Sawdust Collection System
Collects sawdust and chips from all your stationary tools and attaches to your wet/dry vac using a 2 1/2" hose (sold separately). Includes: (8) 36" Clear PVC Collection tubes, (6) Vacuum Gates, (5) Tube Couplings, (3) 45 Degree Elbow, (10) Mounting Clamps and Mounting Hardware.

FILTERS - DRY PICK UP



9034900 - Pre-Filter (5 pk.)
Use in conjunction with the 90304 (Type U) Cartridge Filter. Helps keep the cartridge filter from clogging. Use with standard size cartridge filter.



9190510/Type K - High Efficiency Filter Bag (5 pk.)
For drywall dust, cold ashes and other fine dust. 95% Efficient at 0.1 micron. Fits 5-8 U.S. gallon, 18.9-30.3 liter vacs.



9190610/Type L - High Efficiency Filter Bag (5 pk.)
For drywall dust, cold ashes and other fine dust. 95% Efficient at 0.1 micron. Fits 10-14 U.S. gallon, 37.8-59 liter vacs.



9190710/Type M - High Efficiency Filter Bag (5 pk.)
For drywall dust, cold ashes and other fine dust. 95% Efficient at 0.1 micron. Fits 15-22 U.S. gallon, 56.8-83.3 liter vacs.



9194600/Type Q - High Efficiency Filter Bag (2 pk.)
For drywall dust, cold ashes and other fine dust. 95% Efficient at 0.1 micron. Fits 25 U.S. gallon, 94.6 liter vacs.




9034000/Type W - CleanStream® HEPA Cartridge Filter
99.97% efficient down to 0.3 microns. Nonstick surface makes for easy clean up and resists clogging. Reusable. Fits vacs 5 U.S. gallon (18.9 liter) and above, except 5 U.S. gallon (18.9 liter) portable model H87S and 5 U.S. gallon (18.9 liter) wall mount vac. Also fits 6 U.S. gallon (22.7 liter) long life model P12S.



9034100/Type II - Small CleanStream® HEPA Cartridge Filter
99.97% efficient down to 0.3 microns. Nonstick surface makes for easy clean up and resists clogging. Reusable. Fits vacs 1-4 U.S. gallon (0.8-3.3 liter) vacs, 5 U.S. gallon (18.9 liter) portable model H87S and 5 U.S. gallon (18.9 liter) wall mount vac. Also fits 6 U.S. gallon (22.7 liter) long life model P12S.




9038010/Type Y - CleanStream® Abrasive Resistant HEPA Cartridge Filter
99.97% efficient down to 0.3 microns. Nonstick surface makes for easy clean up and resists clogging. Reusable. Fits vacs 5 U.S. gallon (18.9 liter) and above, except 5 U.S. gallon (18.9 liter) portable model H87S and 5 U.S. gallon (18.9 liter) wall mount vac. Also fits 6 U.S. gallon (22.7 liter) long life model P12S.



9039010/Type Z - Ultra-Web® Abrasive Resistant HEPA Cartridge Filter
Up to 5 times more efficient than the standard Shop-Vac® cartridge filter. Cleans up like new for longer life. Reusable. Fits vacs 5 U.S. gallon (18.9 liter) and above, except 5 U.S. gallon (18.9 liter) portable model H87S and 5 U.S. gallon (18.9 liter) wall mount vac. Also fits 6 U.S. gallon (22.7 liter) long life model P12S.



9030700/Type JJ - CleanStream® High Efficiency Cartridge Filter
Up to 5 times more efficient than the standard Shop-Vac® cartridge filter. Cleans up like new for longer life. Reusable. Fits vacs 5 U.S. gallon (18.9 liter) and above, except 5 U.S. gallon (18.9 liter) portable model H87S and 5 U.S. gallon (18.9 liter) wall mount vac. Also fits 6 U.S. gallon (22.7 liter) long life model P12S.



9010700/Type S - Reusable Dry Filter with Mounting Ring (3 pk.)
Use in conjunction with the foam sleeve to pick up larger debris and dry materials. Economical and washable. Fits most Shop-Vac® brand wet/dry vacs.



9010200/Type GG - Cloth Filter
Use in conjunction with the foam sleeve to pick up larger debris and dry materials. Made from durable cotton material. Economical and washable. Fits most Shop-Vac® brand wet/dry vacs.



9030400/Type U - Cartridge Filter
Use to pick up small to large debris. Reusable. Fits vacs 5 U.S. gallon (18.9 liter) and above, except 5 U.S. gallon (18.9 liter) portable model H87S and 5 U.S. gallon (18.9 liter) wall mount vac. Also fits 6 U.S. gallon (22.7 liter) long life model P12S.




9039800/Type AA - Small Cartridge Filter
Use to pick up small to large debris. Reusable. Fits vacs 1-4 U.S. gallon (0.8-3.3 liter) vacs, 5 U.S. gallon (18.9 liter) portable model H87S and 5 U.S. gallon (18.9 liter) wall mount vac. Also fits 6 U.S. gallon (22.7 liter) long life model P12S.




9011300/Type FF - Super Performance Reusable Dry Filter
Use in conjunction with the foam sleeve to pick up larger debris and dry materials. Made from durable Dacron® material. Economical and washable. Fits most Shop-Vac® brand wet/dry vacs.



9011500/Type EE - Super Performance Cloth Filter
Use in conjunction with the foam sleeve to pick up larger debris and dry materials. Made from durable Dacron® material. Economical and washable. Fits most Shop-Vac® brand wet/dry vacs.



9035000/Type X - Ultra-Web® Cartridge Filter
Up to 5 times more efficient than the standard Shop-Vac® cartridge filter. Reusable. Fits vacs 5 U.S. gallon (18.9 liter) and above, except 5 U.S. gallon (18.9 liter) portable model H87S and 5 U.S. gallon (18.9 liter) wall mount vac. Also fits 6 U.S. gallon (22.7 liter) long life model P12S.



9039700/Type BB - Small Ultra-Web® Cartridge Filter
Up to 5 times more efficient than the standard Shop-Vac® cartridge filter. Reusable. Fits vacs 1-4 U.S. gallon (0.8-3.3 liter) vacs, 5 U.S. gallon (18.9 liter) portable model H87S and 5 U.S. gallon (18.9 liter) wall mount vac. Also fits 6 U.S. gallon (22.7 liter) long life model P12S.



9066800/Type B - Filter Bag (3 pk.)
Provides easy removal of debris and keeps the tank clean. Fits 2-2.5 U.S. gallon (7.7-9.4 liter) vacs.

5-10 GALLON* TEAR RESISTANT FILTER BAGS (2-pack)



9021333 - (Type PP) Dry Filter Bag
Easy to dispose of dry debris and 20% more efficient than the standard Shop-Vac® brand filter bag. This tear resistant filter bag fits 5-10 gallon wet/dry vacs.



9021533 - (Type RR) Wet/Dry Filter Bag
During wet pick up, the bag filters out medium to large debris as the liquid passes through the bag into the vacuum tank. This allows you to dispose of the liquid into a drain, without the worry that debris will clog the drain. This medium filtration level filter bag works great for cleaning out fish tanks and picking up household dirt, sand and sawdust. The tear resistant filter bag fits 5-10 gallon wet/dry vacs.*



9021733 - (Type TT) HEPA Dry Filter Bag
Easy to dispose of dry debris. The HEPA filtration stops ultra fine dust and is 99.99% efficient down to 0.3 microns. It works great for picking up pet dander, drywall dust and cement dust. This tear resistant filter bag fits 5-10 gallon wet/dry vacs.*

12-20 GALLON* TEAR RESISTANT FILTER BAGS (2-pack)



9021433 - (Type QQ) Dry Filter Bag
Easy to dispose of dry debris and 20% more efficient than the standard Shop-Vac® brand filter bag. This tear resistant dry filter bag fits 12-20 gallon wet/dry vacs.



9021633 - (Type SS) Wet/Dry Filter Bag
During wet pick up, the bag filters out medium to large debris as the liquid passes through the bag into the vacuum's tank. This allows you to dispose of the liquid into a drain, without the worry that debris will clog the drain. This medium filtration level filter bag works great for cleaning out fish tanks and picking up household dirt, sand and sawdust. This tear resistant wet/dry filter bag fits 12-20 gallon wet/dry vacs.*



9021833 - (Type UU) HEPA Dry Filter Bag
Easy to dispose of dry debris. The HEPA filtration stops ultra fine dust and is 99.96% efficient down to 0.3 microns. It works great for picking up pet dander, drywall dust and cement dust. This tear resistant filter bag fits 12-20 gallon wet/dry vacs.*

FILTERS - WET PICK UP



9058500/Type R - Foam Sleeve
Use to pick up small to large quantities of liquid. Protects your vac motor from any debris contained in liquid. Fits vacs 5 U.S. gallon (18.9 liter) and above, except 5 U.S. gallon (18.9 liter) portable model H87S and 5 U.S. gallon (18.9 liter) wall mount vac. Also fits 6 U.S. gallon (22.7 liter) long life model P12S.



9052600/Type CC - Small Foam Sleeve
Use to pick up small to large quantities of liquid. Protects your vac motor from any debris contained in liquid. Fits vacs 1-4 U.S. gallon (0.8-3.3 liter) vacs, 5 U.S. gallon (18.9 liter) portable model H87S and 5 U.S. gallon (18.9 liter) wall mount vac. Also fits 6 U.S. gallon (22.7 liter) long life model P12S.



9030400/Type U - Cartridge Filter
Use to pick up small quantities of liquid. Fits vacs 5 U.S. gallon (18.9 liter) and above, except 5 U.S. gallon (18.9 liter) portable model H87S and 5 U.S. gallon (18.9 liter) wall mount vac. Also fits 6 U.S. gallon (22.7 liter) long life model P12S.



9039800/Type AA - Small Cartridge Filter
Use to pick up small quantities of liquid. Fits vacs 1-4 U.S. gallon (0.8-3.3 liter) vacs, 5 U.S. gallon (18.9 liter) portable model H87S and 5 U.S. gallon (18.9 liter) wall mount vac. Also fits 6 U.S. gallon (22.7 liter) long life model P12S.



9034000/Type W - CleanStream® HEPA Cartridge Filter
Use to pick up small quantities of liquid. Fits vacs 5 U.S. gallon (18.9 liter) and above, except 5 U.S. gallon (18.9 liter) portable model H87S, 5 U.S. gallon (18.9 liter) wall mount and 6 U.S. gallon (22.7 liter) long life model P12S.



9034100/Type II - Small CleanStream® HEPA Cartridge Filter
Use to pick up small quantities of liquid. Fits vacs 1-4 U.S. gallon (0.8-3.3 liter) vacs, 5 U.S. gallon (18.9 liter) portable model H87S and 5 U.S. gallon (18.9 liter) wall mount vac. Also fits 6 U.S. gallon (22.7 liter) long life model P12S.



9035000/Type X - Ultra-Web® Cartridge Filter
Use to pick up small quantities of liquid. Fits vacs 5 U.S. gallon (18.9 liter) and above, except 5 U.S. gallon (18.9 liter) portable model H87S, 5 U.S. gallon (18.9 liter) wall mount and 6 U.S. gallon (22.7 liter) long life model P12S.



9039700/Type BB - Small Ultra-Web® Cartridge Filter
Use to pick up small quantities of liquid. Fits vacs 1-4 U.S. gallon (0.8-3.3 liter) vacs, 5 U.S. gallon (18.9 liter) portable model H87S and 5 U.S. gallon (18.9 liter) wall mount vac. Also fits 6 U.S. gallon (22.7 liter) long life model P12S.



9038010/Type Y - CleanStream® Abrasive Resistant HEPA Cartridge Filter
Use to pick up small quantities of liquid. Fits vacs 5 U.S. gallon (18.9 liter) and above, except 5 U.S. gallon (18.9 liter) portable model H87S, 5 U.S. gallon (18.9 liter) wall mount and 6 U.S. gallon (22.7 liter) long life model P12S.



9039010/Type Z - Ultra-Web® Abrasive Resistant Cartridge Filter
Use to pick up small quantities of liquid. Fits vacs 5 U.S. gallon (18.9 liter) and above, except 5 U.S. gallon (18.9 liter) portable model H87S, 5 U.S. gallon (18.9 liter) wall mount and 6 U.S. gallon (22.7 liter) long life model P12S.

FILTERS - SPECIALTY VACS



9014600 - Hippo® 5 Filter Bags and 1 Secondary Filter
For dry pick up only. For use with the Hippo® vac.



9198800/Type DD - High Efficiency Filter Bag (2 pk)
For dry pick up only. Fits 2860010 Back Pack Vac (Model SP650C)



9195310 - HEPA Cartridge Filter
99% efficient down to 0.3 microns. For dry pick up only. Fits 2850010 Back Pack Vac (Model BP20TS).



9191710/Type - High Efficiency Filter Bag (5 pk)
For dry pick up only. Fits 2850010 Back Pack Vac (Model BP20TS).




9191810 - Full Cloth Filter
For dry pick up only. Fits 2850010 Back Pack Vac (Model BP20TS).



9195210 - Back Pack Filter Kit
For dry pick up only. Fits 2850010 Back Pack Vac (Model BP20TS).



9193200/Type O - Filter Bag (2 pk)
Provides easy removal of debris and keeps tank clean. Medium filtration. For dry pick up only. Fits 5 U.S. gallon (18.9 liter) wall mount vac.



90148 - 5 Replacement Filter Bags and 1 Secondary Filter
For use with stick vac (model STV200-P).

DRY PICK UP

WET PICK UP



The **MOST EFFICIENT FILTRATION** for your wet/dry vacuum is a combination of:

FINE FILTRATION TOP FILTER



FINE FILTRATION TANK FILTER



PLUS

MEDIUM FILTRATION

- Medium to Fine Debris
- Vehicle Interiors
- Household Dirt
- Sand
- Sawdust
- Basement Clean Up
- Garage Floor Debris

FINE FILTRATION

- Fine Dust
- Drywall Dust
- Cold Fireplace Ash
- Cement Dust
- Furnace Clean Up
- Wood Stoves
- Auto Refinishing

SHOP-VAC® CORPORATION is the recognized world leader in wet/dry vacs. While that leadership position was earned first when there were no other manufacturers of wet/dry vacs, we have maintained worldwide respect for more than 50 years by continuing to innovate and advance the technology of wet/dry vacs. Every one of our products is manufactured to meet our high standards and our customers' high expectations. To ensure that we meet your expectations, we find it helpful to explain the terminology that is used to classify our vacs.

OUR RESEARCH, ENGINEERING AND MANUFACTURING STANDARDS are second to none. In fact, our continuous product improvement program guides our process. Because of that, the specifications listed in the brochure are subject to change without notice. Shop-Vac® Corporation offers the most complete line of vacuum cleaners available for industrial and commercial applications, plus a wide range of accessories that are specifically designed to meet the heavy-duty cleaning needs of the sanitary maintenance professional.

TERMINOLOGY

Horsepower Rating

Peak horsepower is the maximum output horsepower of a motor determined from a laboratory dynamometer test. Since peak horsepower is outside the normal operating range of a vacuum cleaner, it may not be indicative of actual air power differences when comparing two cleaners.

Motor Types

Single-Stage By-Pass Motor - *One vacuum fan* Single stage motors use just one vacuum impeller to produce a moderate suction pressure (sealed pressure) at a relatively high airflow (CFM) creating a vacuum performance level suitable for home, workshop and light industrial cleaning applications.

Two-Stage By-Pass Motor - *(Two vacuum fans)* Two-stage motors use two vacuum impellers in series which produce a significantly higher suction pressure (sealed pressure) creating a vacuum performance level appropriate for industrial and commercial maintenance applications. Two-stage motors typically operate at lower speeds resulting in longer motor life and quieter operation.

Switch Reluctance (SR) Motor Design

A Switch Reluctance Design is an innovative brushless motor that yields over 5000 hours of life. This construction is controlled by Solid State electronics that monitors the motor performance. The rotor or turning member of the motor is all metal, and has no winding or commutator that could be damaged by centrifugal force generated by high speeds. These motors deliver high performance characteristics in a Wet/Dry Vacuum Cleaner with minimal components to fail during normal operation.

SP Sealed Pressure

Suction pressure represents how far up a glass tube a vacuum motor will lift a column of water. This function is measured in inches. Maximum suction pressure or sealed pressure lift is obtained at zero air flow. Suction pressure decreases as air flow increases.

CFM (Cubic Feet Per Minute)

CFM is a measure of the quantity of air moved by the vacuum motor at a particular system load, such as 2½"

orifice. Your actual system load is determined by the type, size and length of the hose used, the accessory tool used and the filter system used. A dirty filter system can drastically affect the suction and air flow. The filters need to be cleaned regularly and replaced as necessary to avoid reduced suction and air flow.

Vacuum Performance

Vacuum performance or air power is the rate of work performed by a vacuum cleaner. Air power is a function of suction and air flow at an operating point. Air power is reduced by dirty filters, leaks and the attachments used.

Double Filtration

A double-filtration system for dry vacuum applications provides optimum performance and clean exhaust air. Double-filtration systems are available for most Shop-Vac® Industrial and commercial vacuums and is standard on many models. The large area and high-efficiency primary filter captures dirt, dust and airborne particles while allowing superior airflow. The secondary filter media filters out additional particles and acts as a back-up to the primary filter.

A WORD ON SAFETY

All Shop-Vac® vacuum cleaner products listed in this catalog have been tested by Underwriters' Laboratories, Inc. and are listed by their testing laboratories as having complied with the strict UL® standards for safety.

A user manual is furnished with each Shop-Vac® vacuum cleaner. Please read it carefully for optimum performance. It is especially important to review all safety rules and warnings before operating the vacuum cleaner.