



SL26U

SERIES

**Mini Lithium Ion
Cordless LED Work Light**

MANUAL



PATENT/PATENT PENDING INFORMATION

Patent Numbers	Countries
WO2013/171471	PCT Number
2013261606	AUS
9851082 B2	USA
2850357	European
2502180	GB
104302963	China
2912813	Canada
1205782	HK

SL26U Series

Mini Lithium Ion Cordless LED Work Light

OWNERS MANUAL

1. IMPORTANT SAFETY INSTRUCTIONS

SAVE THESE INSTRUCTIONS.

- 1.1 **SAVE THESE INSTRUCTIONS** – This manual contains important safety and operating instructions.
- 1.2 Read, understand and follow all instructions, cautions and warnings listed in this manual. Failure to follow all instructions and abide by all cautions and warnings could result in personal injury, injury to others and property damage.
- 1.3 **IMPORTANT! CHARGE WORK LIGHT IMMEDIATELY AFTER PURCHASE, AFTER EACH USE, AND AT LEAST EVERY 6 MONTHS.**
- 1.4 **DO NOT** turn on the work light while it is being charged.
- 1.5 **DO NOT** handle or move the work light while it is being charged.
- 1.6 **DO NOT** look directly into the light or shine the light directly into the eyes of any person or animal.
- 1.7 **DO NOT** allow children to use the work light.
- 1.8 **DO NOT** operate the work light if it has received a sharp blow, been dropped, or otherwise damaged in any way; take it to a qualified service person.
- 1.9 **DO NOT** leave the battery in a discharged state.
- 1.10 **DO NOT** use the work light with a charger which has a damaged cord or plug, replace the cord or plug immediately.

2. PERSONAL SAFETY PRECAUTIONS

WARNING! TO REDUCE THE RISK OF BURNS OR FIRE, FOLLOW THESE SAFETY PRECAUTIONS:

- 2.1 **DO NOT** disassemble the work light; take it to a qualified service person when service or repair is required. Incorrect reassembly may result in a risk of fire.
- 2.2 **DO NOT** crush, puncture, short external contacts or dispose of in fire or water.

- 2.3 **DO NOT** expose to temperatures above 140°F (60°C).
- 2.4 Recycle or dispose of the used battery as required by local regulations.
- 2.5 If the electrolyte in the cells gets on your skin, wash thoroughly with soap and water. If it gets into your eyes, rinse thoroughly with cool water and **seek immediate medical attention**.
- 2.6 **This product contains a lithium ion battery.** In case of fire, you may use water, a foam extinguisher, Halon, CO₂, ABC dry chemical, powdered graphite, copper powder or soda (sodium carbonate) to extinguish the fire. Once the fire is extinguished, douse the product with water, an aqueous-based extinguishing agent, or other nonalcoholic liquids to cool the product and prevent the battery from re-igniting. NEVER attempt to pick up or move a hot, smoking, or burning product, as you may be injured.

3. SET UP INSTRUCTIONS

- 3.1 Remove any cord wraps and uncoil the charging cable.

4. FEATURES






5. CHARGING

IMPORTANT! CHARGE THE WORK LIGHT IMMEDIATELY AFTER PURCHASE, AFTER EACH USE, AND AT LEAST EVERY 6 MONTHS. Failure to do this will reduce the battery's capacity and may void the warranty.

- 5.1 Connect the micro USB end of the charging cable to the micro USB port on the back of the work light. Insert the USB end of the cable into the USB port on your charger.
- 5.2 Plug your charger into a live power source.
- 5.3 The charging LED will light **RED**, to indicate charging has begun.
- 5.4 When the battery is fully charged, the charging LED will change to **GREEN**.
- 5.5 Recharge the work light after use, and at least every 6 months.

6. OPERATING INSTRUCTIONS

- 6.1 Hang the work light, using the hook on the back. The work light can be rotated 360° for more precise positioning.
- 6.2 The magnet may be used instead. Attach to any ferrous metal surface.
- 6.3 Direct the lens away from your eyes before turning on the work light.
- 6.4 Press  once to turn on the 1W end LED.
Press  a second time to turn on the SMD LEDs.
Press  to turn off.
- 6.5 Recharge the work light after use, and at least every 6 months.

7. MAINTENANCE INSTRUCTIONS

- 7.1 After use and before performing maintenance, unplug and disconnect the work light.
- 7.2 Use a dry cloth to wipe any dirt or oil from the charging cable and case.
- 7.3 Ensure that all of the work light's components are in place and in good working condition.
- 7.4 Servicing does not require opening the unit, as there are no user-serviceable parts.
- 7.5 Any servicing should be performed by qualified service personnel.

8. STORAGE INSTRUCTIONS

- 8.1 Store inside, in a cool, dry place.
- 8.2 Take care to avoid/prevent damage to the charging cable and unit. Failure to do so could result in personal injury or property damage.
- 8.3 Charge the work light's internal battery immediately after purchase, after every use and every 6 months.
- 8.4 All batteries are affected by temperature. The ideal storage temperature is at 70°F (21 °C). The internal battery will gradually self-discharge (lose power) over time, especially in warm environments. Leaving the battery in a discharged state may result in permanent battery damage. To ensure satisfactory performance and avoid permanent damage, charge the internal battery every 6 months.

9. TROUBLESHOOTING

PROBLEM	POSSIBLE CAUSE	SOLUTION
The work light does not operate.	The battery is not charged.	Recharge the battery to full charge.

10. BEFORE RETURNING FOR REPAIRS (U.S./CANADA)

DO NOT SHIP UNIT until you receive a **RETURN MERCHANDISE AUTHORIZATION (RMA)** number from Customer Service at Schumacher Electric Corporation.

When returning an item, place the original package into a shipping carton. If you received an emailed label from Schumacher, please print the label and tape it to the carton. **Only ship via insured ground service with a tracking number.** Return shipping charges are the responsibility of the customer. We cannot accept C.O.D. deliveries and are not responsible for lost or damaged packages. Please do not place stickers or shipping labels on the original manufacturer's package. Please allow 2-3 days from date we received the package for us to process your return. All return shipping charges must be prepaid.

11. DISPOSAL INFORMATION



Do not dispose of this product with other household waste. To prevent possible harm to the environment or human health from uncontrolled waste disposal, and to promote the sustainable reuse of material resources, recycle it responsibly. To discard your used device, please use the return and collection systems or contact the retailer where the product was purchased, for environmentally-safe recycling.

12. SPECIFICATIONS

Battery type Lithium Ion, 3.7V, 1500mAh

13. REPLACEMENT PARTS

USB to Micro USB charging cable 3899003752Z