

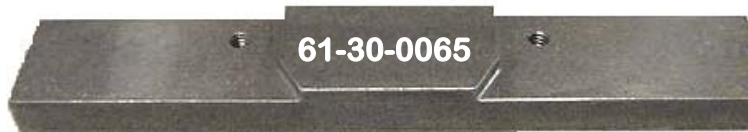


TO: AUTHORIZED portable electric tool SERVICE STATIONS factory SERVICE / SALES SUPPORT BRANCH

DATE: August, 2008

TOOL(S) \ PRODUCT(S) AFFECTED: 6520-21, 6523-21, 6523-51, 6523-55, 6536-21, 6538-21 Orbital Sawzall & Orbital Super Sawzall

SUBJECT: Special Service Tool – Spindle Assembly Compression Tool 61-30-0065



Requires two (2) 10-24 X 3/4" Hex Head Cap Screw 06-75-2105 – not included

Spindle Assembly Compression Tool – 61-30-0065 is a one tier plate designed to hold the spindle assembly Orbit Pocket Assembly in rear opening of the gearcase to aid the assembling Retaining Ring 34-60-0125 into nose of Gearcase.

remove components * shown prior to installing Compression Tool [*clutch assembly does not need to be removed from Gearcase Assembly, exercise caution when handling to prevent damaging clutch gear and axle]

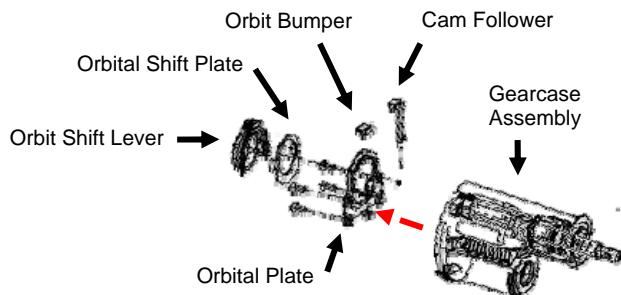


fig.1




fig. 2

note: gap between Compression Tool and Gearcase should be of equal distance once Hex Socket Screws have been tightened - over tightening Hex Socket Screws will damage Gearcase

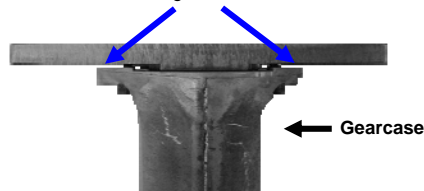


fig.3

rear / back view of Gearcase Assembly 28-14-2600 with Compression Tool installed




fig.4

Retaining Ring 34-60-0125 can now easily be installed or removed




fig.5

[fig.2] Illustrates position of machined 60° angle on Compression Tool in relation to Gearcase

[fig.3] illustrates the normal gap between Compression Tool and Gearcase once screws have been tightened equally on both sides

[fig.4] illustrates raised tier compressing rear spindle bushing in the assembly

[fig.5] illustrates easy access to remove or install retaining ring 34-60-0125 from / onto Orbital Hub

This bulletin is for informational purposes. PLEASE NOTE ON SERVICE PARTS LIST: 54-40-7560, 54-40-7561, 54-40-7562, 54-40-7563, 54-40-7570, 54-40-7580, 54-40-7581, 54-40-7582, 54-40-7583, 54-40-7590, 54-40-7591, 54-40-7592, 54-40-7560, 55-40-7600