



SERVICE PARTS LIST

BULLETIN NO.
54-04-0010

SPECIFY CATALOG NO. AND SERIAL NO. WHEN ORDERING PARTS		
M12™ and M18™ Multi Voltage Battery Charger		
CATALOG NO. 48-59-1812	SERIAL NUMBER	D63A
WIRING INSTRUCTION		

EXAMPLE:

00	0
----	---

 Component Parts (Small #)
 Are Included When Ordering
 The Assembly (Large #).

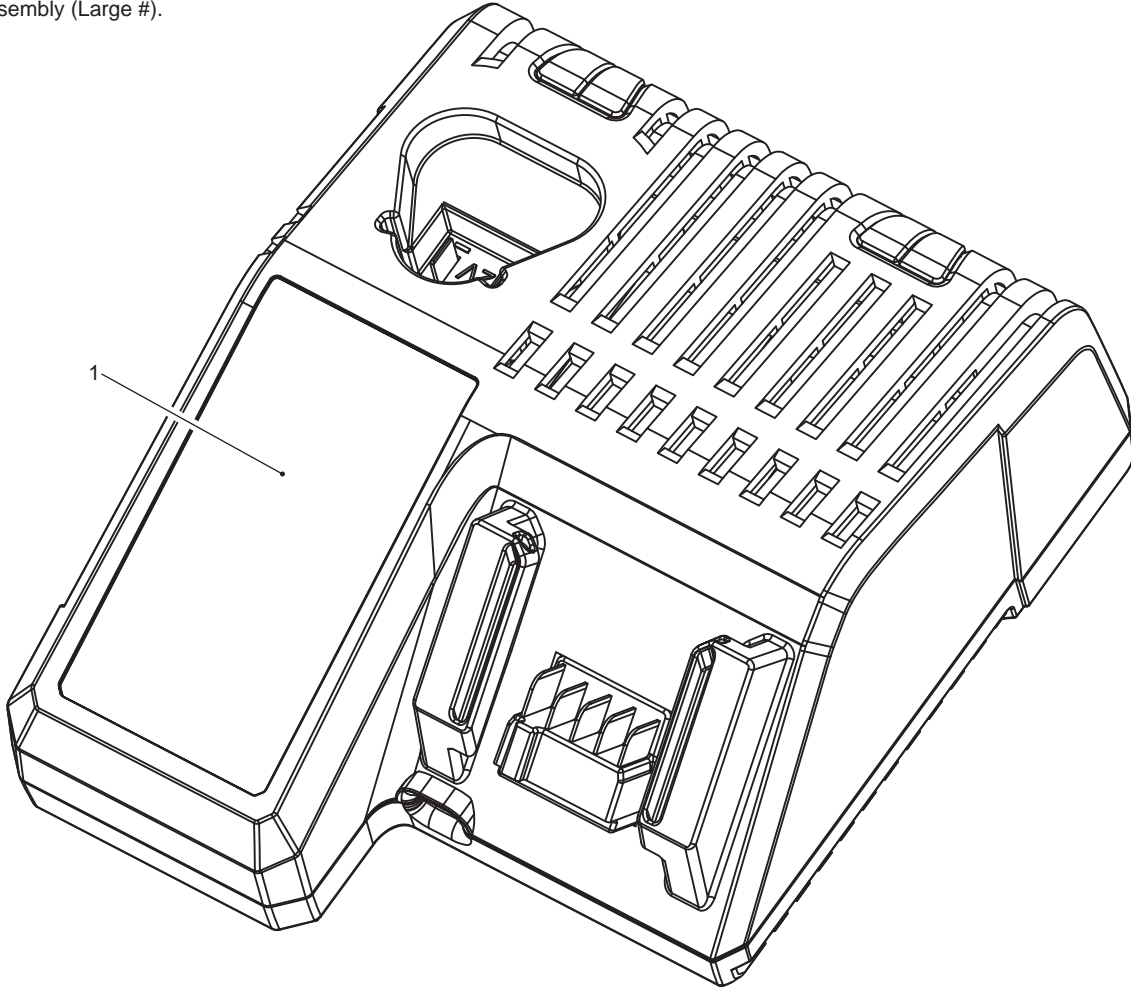


FIG.	PART NO.	DESCRIPTION OF PART	NO. REQ.
1	12-20-1812	Service Nameplate	(1)

FIG. NOTES
 1 A clean, dry surface is essential for proper performance for any adhesive system. The area intended for application of any adhesive label or nameplate must be prepared by cleaning with isopropyl alcohol. The solvent is to be applied with a clean, lint free applicator and the surface allowed to dry before applying the label or nameplate.



SERVICE PARTS LIST

BULLETIN NO.
54-04-1807

SPECIFY CATALOG NO. AND SERIAL NO. WHEN ORDERING PARTS			REVISED BULLETIN
M18™ AND M12™ RAPID CHARGE STATION			
CATALOG NO. 48-59-1807	SERIAL NUMBER	G34A	WIRING INSTRUCTION

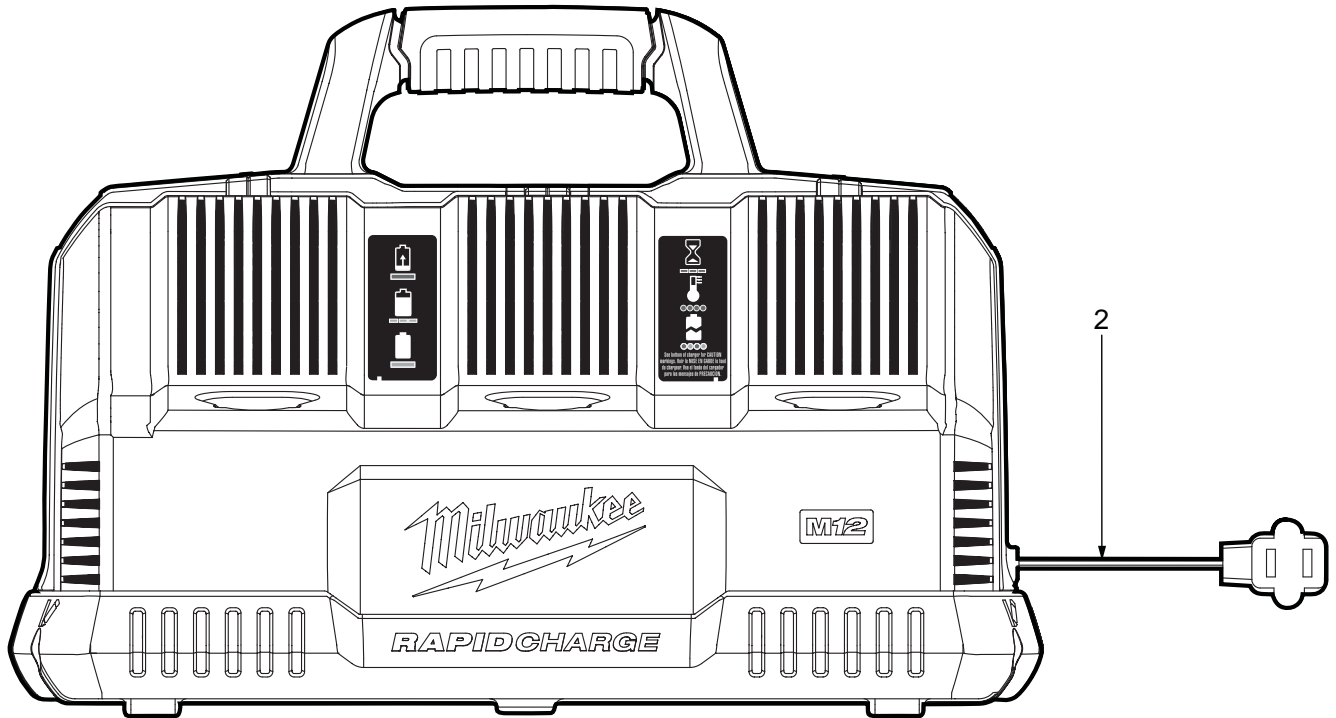


FIG.	PART NO.	DESCRIPTION OF PART	NO. REQ.
1	12-20-1825	Service Nameplate (Not Shown)	(1)
2	-----	Service Power Cord Kit	(1)



SERVICE PARTS LIST

BULLETIN NO.
54-04-1808

SPECIFY CATALOG NO. AND SERIAL NO. WHEN ORDERING PARTS			REVISED BULLETIN 54-04-1807
M18™ AND M12™ RAPID CHARGE STATION			
CATALOG NO. 48-59-1807	SERIAL NUMBER	G34B	WIRING INSTRUCTION

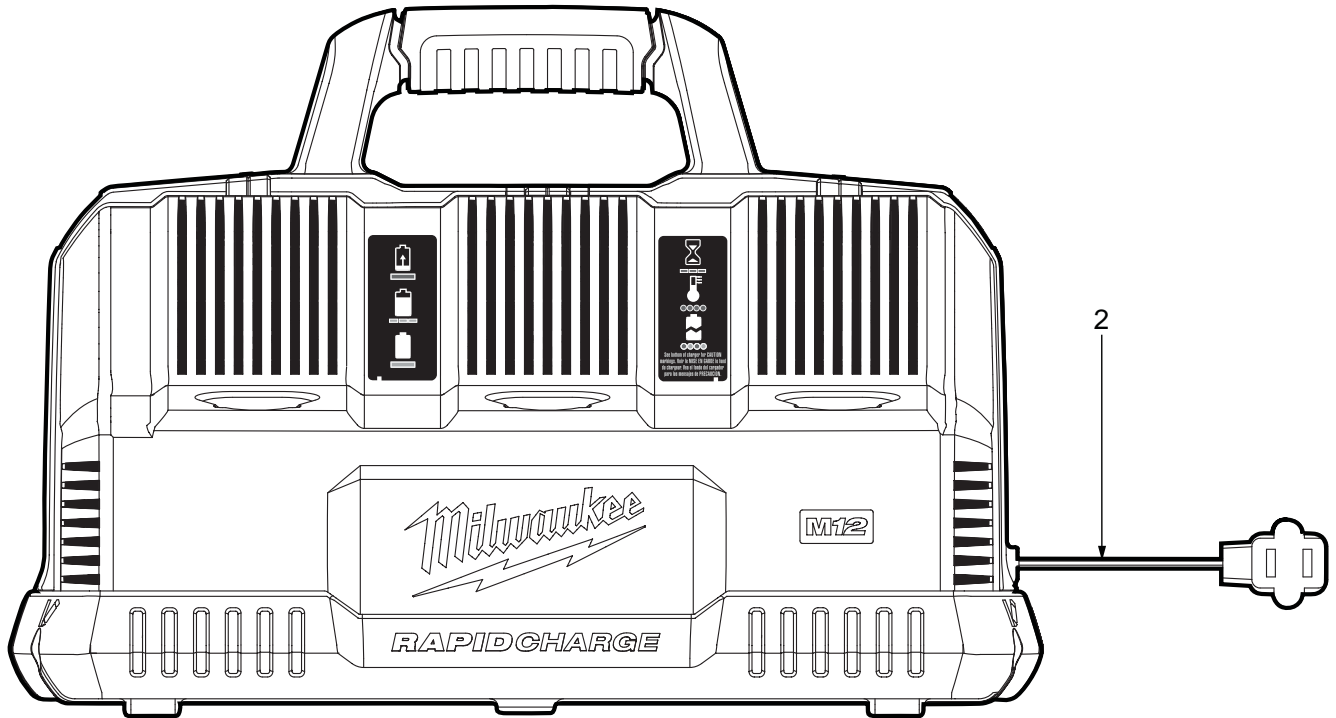


FIG.	PART NO.	DESCRIPTION OF PART	NO. REQ.
1	12-20-1825	Service Nameplate (Not Shown)	(1)
2	-----	Service Power Cord Kit	(1)



SERVICE PARTS LIST

**BULLETIN NO.
54-04-1840**

SPECIFY CATALOG NO. AND SERIAL NO. WHEN ORDERING PARTS		REVISED BULLETIN
M18™ and M12™ RAPID CHARGER		
CATALOG NO. 48-59-1808	SERIAL NUMBER	G71A
		WIRING INSTRUCTION

EXAMPLE:

00	0
----	---

Component Parts (Small #)
Are Included When Ordering
The Assembly (Large #).

FIG.	PART NO.	DESCRIPTION OF PART	NO. REQ.
1	12-20-1809	Service Front Label	(1)
2	12-20-1808	Service Nameplate (Not Shown)	(1)

FIG. NOTES

1 A clean, dry surface is essential for proper performance for any adhesive system. The area intended for application of any adhesive label or nameplate must be prepared by cleaning with isopropyl alcohol. The solvent is to be applied with a clean, lint free applicator and the surface allowed to dry before applying the label or nameplate.

