

NEW

Milwaukee[®]

M18 FUEL™

DRIVEN TO OUTPERFORM.™



**FASTEST GROWING 18V
SYSTEM ON THE MARKET
50+ TOOLS**

M18



UP TO
2X
MORE
RUN-TIME

UP TO
30%
FASTER
CUTTING

UP TO
3X
LONGER
TOOL LIFE

**6-1/2" Circular
Saw Kit**

2730-21

**REDLITHIUM™
XC4.0**




DRIVEN TO OUTPERFORM.™

M18 FUEL™ is engineered for the most demanding tradesmen in the world. Delivering unrivaled performance in a compact structure, all M18 FUEL™ products feature three Milwaukee®-exclusive innovations — the POWERSTATE™ Brushless Motor, REDLITHIUM™ Battery Pack and REDLINK PLUS™ Intelligence Hardware and Software — that deliver unmatched power, run-time and durability. Simply put, the M18 FUEL™ 6-1/2" Circular Saw is the most powerful 18V cordless circular saw on the market.



2 REDLINK PLUS™ INTELLIGENCE

- Most Advanced Electronic System on the Market for Maximum Performance
- Total System Communication with Overload Protection Increases Tool Life
- Built-in Fuel Gauge Displays Remaining Charge



1 POWERSTATE™ BRUSHLESS MOTOR

- Milwaukee® Designed and Built Brushless Motor
- Outperforms All Leading Competitors

3 REDLITHIUM™ XC4.0 BATTERY PACK

- Up to 2X Run-Time
- 20% More Power
- Up to 2X More Recharges than Leading Competitor
- Operates Below -18° C / 0° F

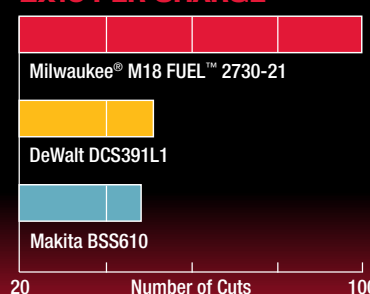


6-1/2" CIRCULAR SAW KIT



MORE RUN-TIME

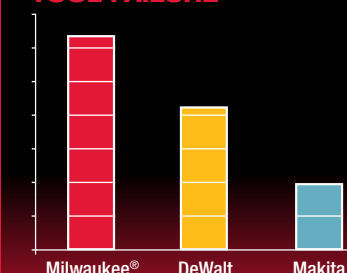
CROSS CUTS IN 2X10 PER CHARGE



- REDLITHIUM™ XC4.0 Batteries deliver more work per charge than any competitive lithium-ion battery
- POWERSTATE™ Brushless Motor creates less friction and sparking, providing a more efficient use of battery power

LONGER TOOL LIFE

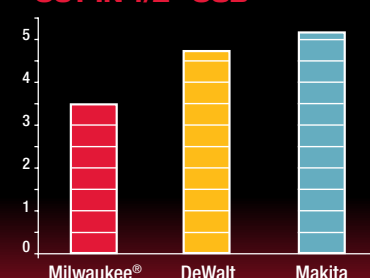
NUMBER OF CROSS CUTS IN 2X10 UNTIL TOOL FAILURE



- POWERSTATE™ Brushless Motor has no wearable parts which allows the motor to run longer without needing service
- REDLINK PLUS™ Intelligence prevents over load, over temperature and over discharge, extending the life of the tool
- Magnesium shoe and guards provide maximum durability for jobsite use without adding additional weight to the tool

FASTER CUTTING

TIME TO COMPLETE 4FT CUT IN 1/2" OSB



- POWERSTATE™ Brushless Motor provides the power and speed needed to minimize bogging down in heavy applications while completing cuts faster
- REDLINK PLUS™ Intelligence constantly monitors and controls the power delivery from battery to motor ensuring maximum performance



Most powerful 18V Circular Saw on the market, capable of completing the most demanding applications on the jobsite

SPECIFICATIONS AND MODELS

DESCRIPTION	SPECIFICATIONS
RPM	5,000
Blade Size	6-1/2"
Arbor Size	5/8"

DESCRIPTION	SPECIFICATIONS
Maximum Bevel Capacity	50 degrees
Length / Weight	16" / 8 lbs
Cut Depth	90 Degrees: 2-3/16" 45 Degrees: 1-5/8"

UP TO
2X
MORE
RUN-TIME

UP TO
30%
FASTER
CUTTING

UP TO
3X
LONGER
TOOL LIFE



M18 FUEL™ 6-1/2" Circular Saw (Tool-Only) 2730-20

Includes: 2730-20 M18 FUEL™ 6-1/2" Circular Saw



M18 FUEL™ 6-1/2" Circular Saw (Kit - 1 Battery) 2730-21

Includes: 2730-20 M18 FUEL™ 6-1/2" Circular Saw, (1) M18™ REDLITHIUM™ XC4.0 Extended Capacity Battery Pack, M12™ & M18™ Multi-Voltage Charger, FUEL™ Contractor Bag



M18 FUEL™ 6-1/2" Circular Saw (Kit - 2 Batteries) 2730-22

Includes: 2730-20 M18 FUEL™ 6-1/2" Circular Saw, (2) M18™ REDLITHIUM™ XC4.0 Extended Capacity Battery Packs, M12™ & M18™ Multi-Voltage Charger, FUEL™ Contractor Bag



Check out the collection of power tools we offer.