

# WIRING INSTRUCTIONS

TITLE

**1/2" COMPACT DRILLS**

BULLETIN  
58-01-0537

**FOR CAT. NO. 1610-1 & 1630-1**

Connect white wire #6 to left brush tube and red wire #5 to right brush tube. (Left and right determined as tool is held in normal drilling position).

**FOR CAT. NO. 1665-1**

Connect red wire #5 to left brush tube and white wire #6 to right brush tube. (Left and right determined as tool is held in normal drilling position).

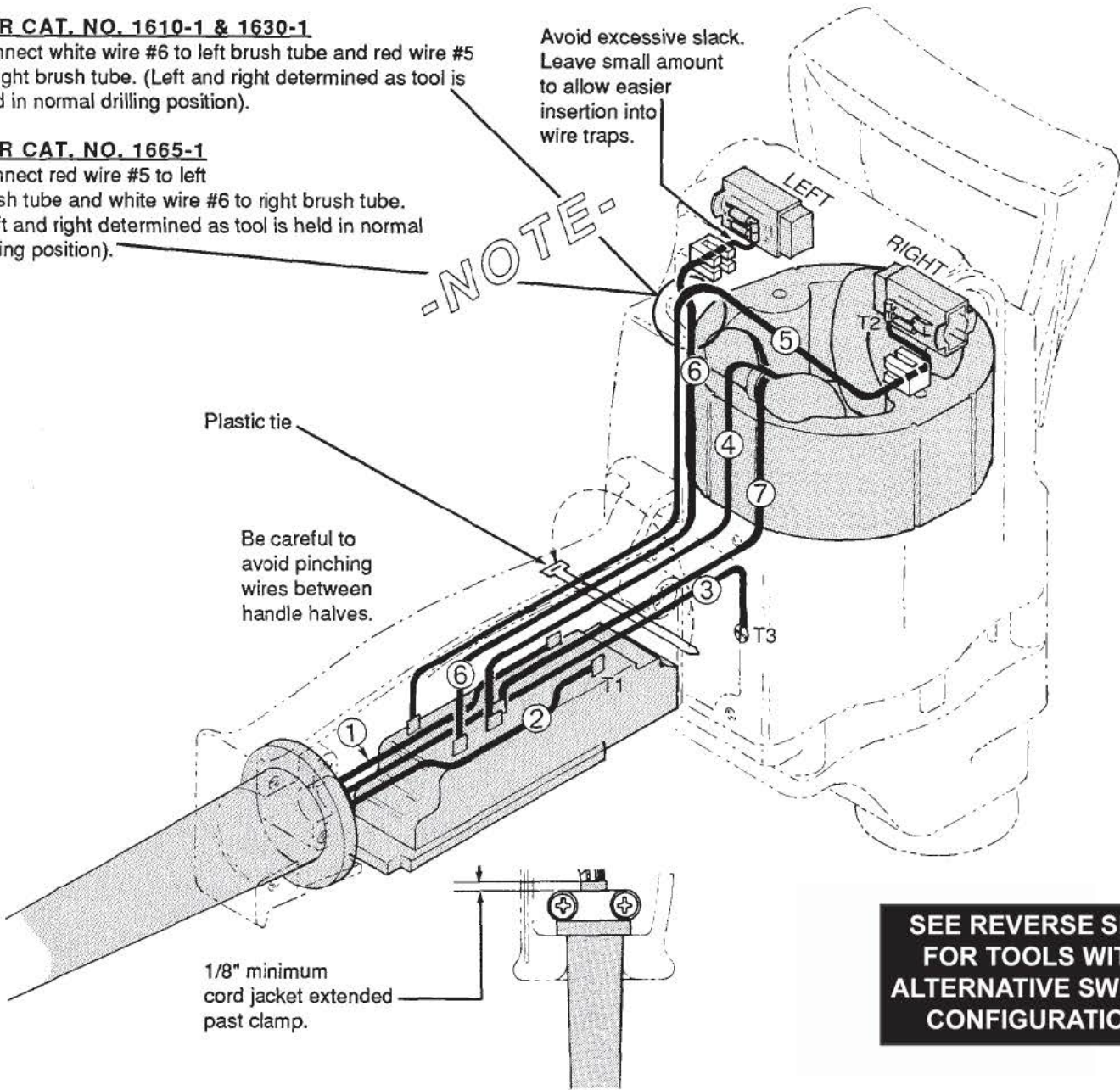
Avoid excessive slack. Leave small amount to allow easier insertion into wire traps.

-NOTE-

Plastic tie

Be careful to avoid pinching wires between handle halves.

1/8" minimum cord jacket extended past clamp.



SEE REVERSE SIDE  
FOR TOOLS WITH  
ALTERNATIVE SWITCH  
CONFIGURATION

**WIRING SPECIFICATIONS**

Wire No.	Wire Color	Origin or Gauge	Length	Terminals, Connectors and 1 or 2 End Wire Preparation
1	BLACK	CORD	3-1/8"	STRIP 1/4" FOR T1
2	WHITE	CORD	3-1/8"	STRIP 1/4" FOR T1
3	GREEN	CORD	6-1/2"	STRIP 3/16" FOR T3
4	BLACK	FIELD	4-7/8"	STRIP 1/4" FOR T1
5	RED	23-94-4405	9-1/4"	STRIP 1/4" FOR T1 / STRIP 1/8" FOR T2 *
6	WHITE	23-94-5700	9-1/4"	STRIP 1/4" FOR T1 / STRIP 1/8" FOR T2 *
7	YELLOW	FIELD	6-1/2"	STRIP 1/4" FOR T1
				* Lead Assy.: Already prepared. Info for reference only.

NOTE:  
All leads must be held to ± 1/8".  
All field leads to be measured from and perpendicular to laminations.  
All lead lengths are before stripping.

TERMINAL DESCRIPTION		
Code	Part No.	Qty.
T1	22-44-0090	6
T2	23-74-0755	2
T3	23-74-0851	1
CONNECTOR DESCRIPTION		

# WIRING INSTRUCTIONS

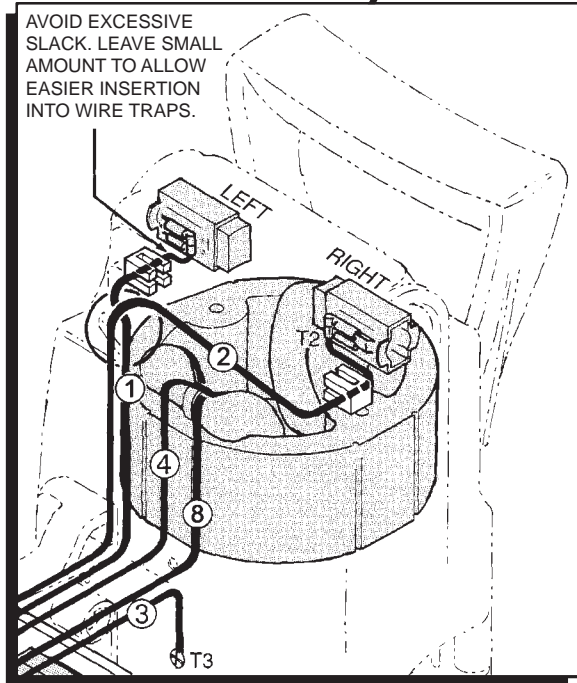
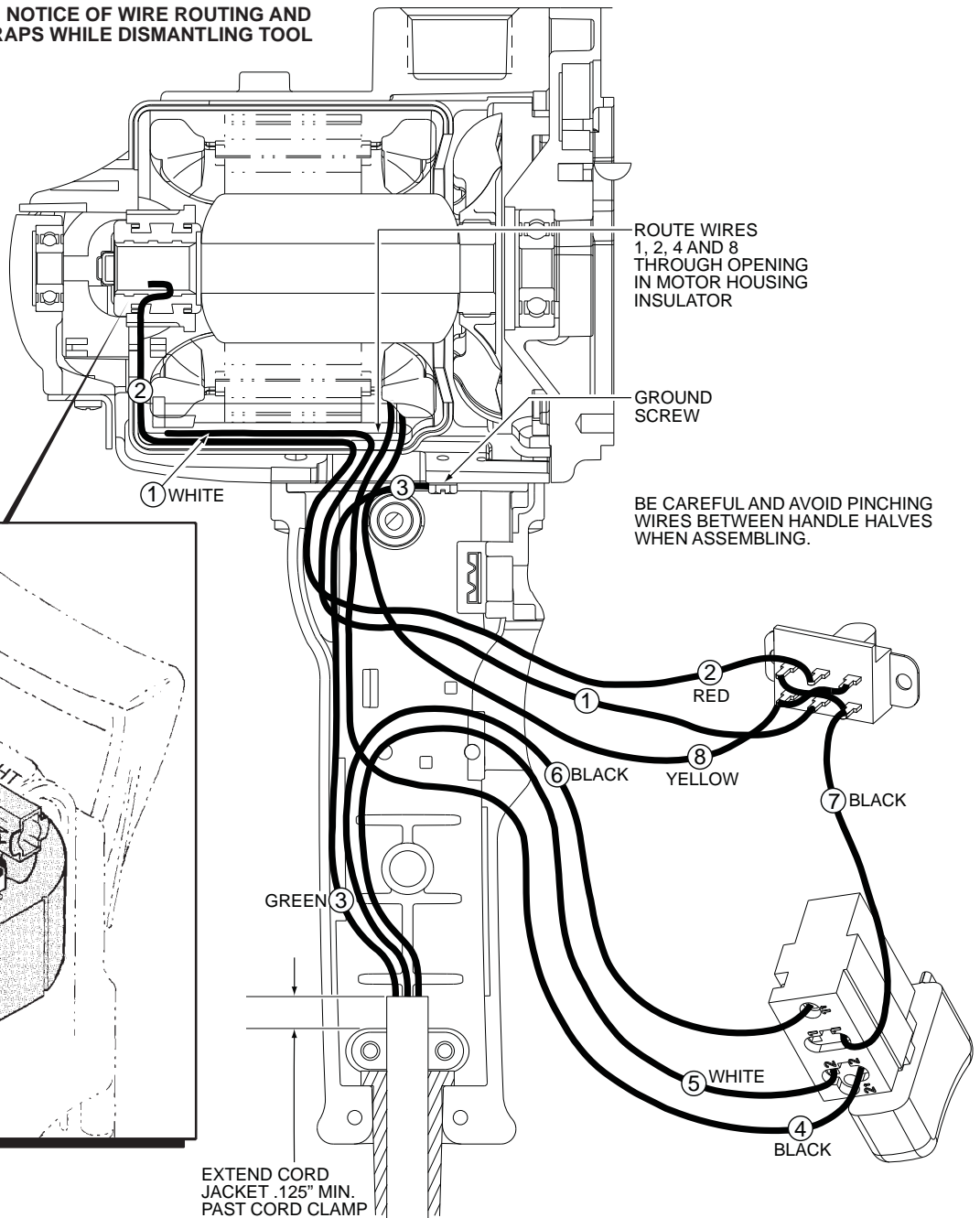
TITLE

1/2" COMPACT DRILLS

BULLETIN

AS AN AID TO REASSEMBLY, TAKE NOTICE OF WIRE ROUTING AND POSITION IN WIRE GUIDES AND TRAPS WHILE DISMANTLING TOOL

**SEE REVERSE SIDE FOR TOOLS WITH ALTERNATIVE SWITCH CONFIGURATION**



EXTEND CORD JACKET .125" MIN. PAST CORD CLAMP

## WIRING SPECIFICATIONS

Wire No.	Wire Color	Origin or Gauge	Length ±.13"	Terminals, Connectors and 1 or 2 End Wire Preparation
1	WHITE	23-94-6215	10.00"	STRIP .13" FOR T2. STRIP .19" MIN. AND TIN.
2	RED	23-94-6220	10.00"	STRIP .13" FOR T2. STRIP .19" MIN. AND TIN.
3	GREEN	CORD	6.25"	STRIP .19" FOR T1.
4	BLACK	FIELD	6.25"	STRIP .19" AND TIN.
5	WHITE	CORD	3.25"	STRIP .38" AND TIN.
6	BLACK	CORD	3.25"	STRIP .38" AND TIN.
7	BLACK	JUMPER	4.00"	STRIP .38" AND TIN. STRIP .19" AND TIN.
8	YELLOW	FIELD	3.00"	STRIP .25" AND TIN.

**NOTE:**

All leads must be held to ± 1/8".  
All lead lengths are before stripping.

### TERMINAL DESCRIPTION

Code	Part No.	Qty.
T1	23-74-0851	1
T2	23-74-0755	2

BULK LEAD WIRE - BULLETIN NO. 58-01-0003