

WIRING INSTRUCTIONS

TITLE

1/2" COMPACT DRILLS

BULLETIN
58-01-0537

FOR CAT. NO. 1610-1 & 1630-1

Connect white wire #6 to left brush tube and red wire #5 to right brush tube. (Left and right determined as tool is held in normal drilling position).

FOR CAT. NO. 1665-1

Connect red wire #5 to left brush tube and white wire #6 to right brush tube. (Left and right determined as tool is held in normal drilling position).

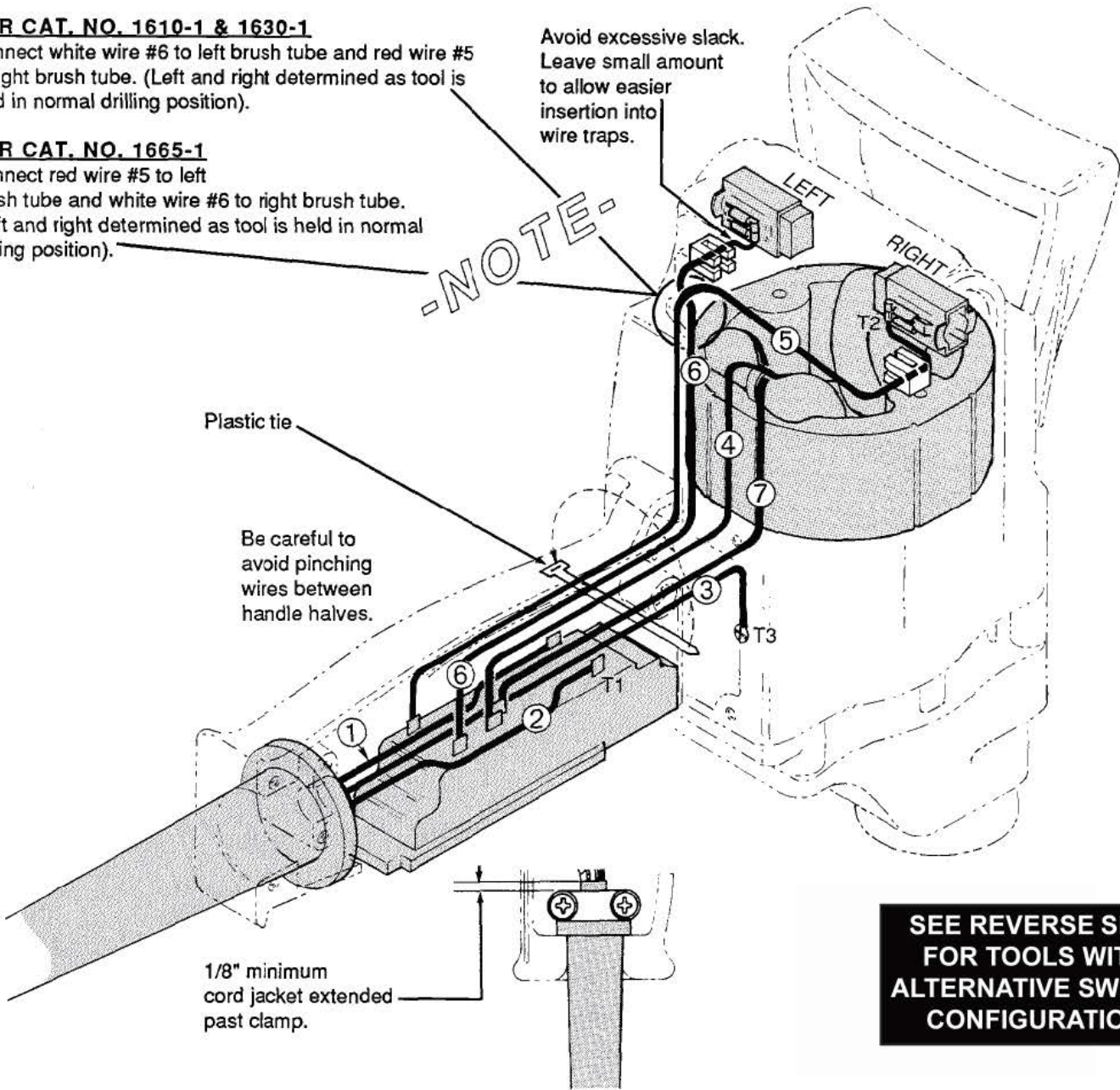
Avoid excessive slack. Leave small amount to allow easier insertion into wire traps.

-NOTE-

Plastic tie

Be careful to avoid pinching wires between handle halves.

1/8" minimum cord jacket extended past clamp.



SEE REVERSE SIDE
FOR TOOLS WITH
ALTERNATIVE SWITCH
CONFIGURATION

WIRING SPECIFICATIONS

Wire No.	Wire Color	Origin or Gauge	Length	Terminals, Connectors and 1 or 2 End Wire Preparation
1	BLACK	CORD	3-1/8"	STRIP 1/4" FOR T1
2	WHITE	CORD	3-1/8"	STRIP 1/4" FOR T1
3	GREEN	CORD	6-1/2"	STRIP 3/16" FOR T3
4	BLACK	FIELD	4-7/8"	STRIP 1/4" FOR T1
5	RED	23-94-4405	9-1/4"	STRIP 1/4" FOR T1 / STRIP 1/8" FOR T2 *
6	WHITE	23-94-5700	9-1/4"	STRIP 1/4" FOR T1 / STRIP 1/8" FOR T2 *
7	YELLOW	FIELD	6-1/2"	STRIP 1/4" FOR T1
				* Lead Assy.: Already prepared. Info for reference only.

NOTE:
All leads must be held to $\pm 1/8"$.
All field leads to be measured from and perpendicular to laminations.
All lead lengths are before stripping.

TERMINAL DESCRIPTION		
Code	Part No.	Qty.
T1	22-44-0090	6
T2	23-74-0755	2
T3	23-74-0851	1
CONNECTOR DESCRIPTION		

WIRING INSTRUCTIONS

TITLE

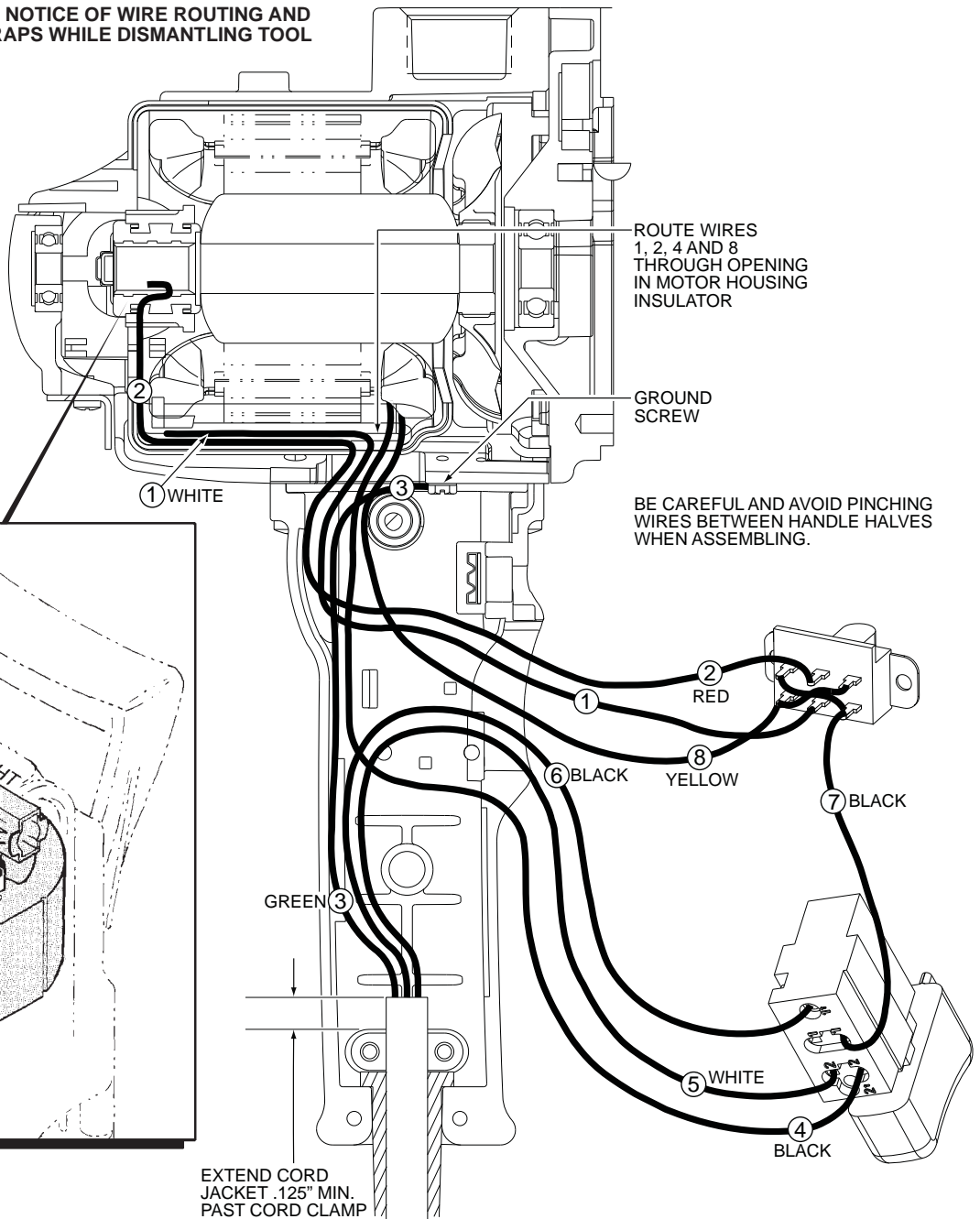
1/2" COMPACT DRILLS

BULLETIN

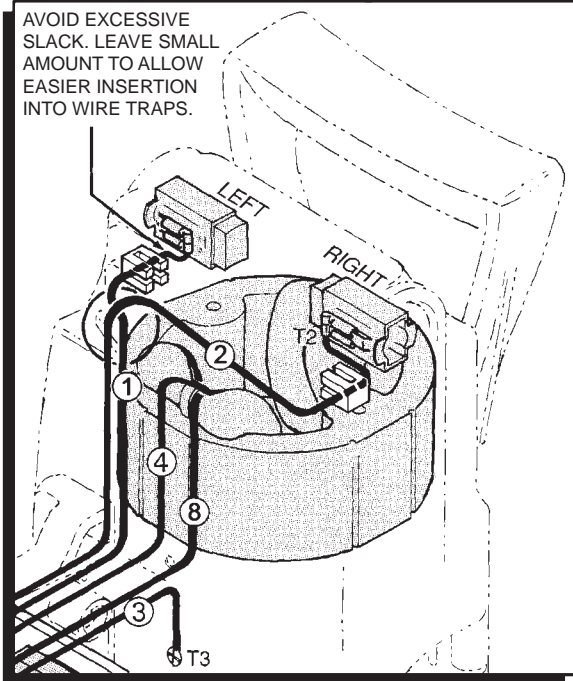
DATE

AS AN AID TO REASSEMBLY, TAKE NOTICE OF WIRE ROUTING AND POSITION IN WIRE GUIDES AND TRAPS WHILE DISMANTLING TOOL

SEE REVERSE SIDE FOR TOOLS WITH ALTERNATIVE SWITCH CONFIGURATION



AVOID EXCESSIVE SLACK. LEAVE SMALL AMOUNT TO ALLOW EASIER INSERTION INTO WIRE TRAPS.



EXTEND CORD JACKET .125" MIN. PAST CORD CLAMP

WIRING SPECIFICATIONS

Wire No.	Wire Color	Origin or Gauge	Length ±.13"	Terminals, Connectors and 1 or 2 End Wire Preparation
1	WHITE	23-94-6215	10.00"	STRIP .13" FOR T2. STRIP .19" MIN. AND TIN.
2	RED	23-94-6220	10.00"	STRIP .13" FOR T2. STRIP .19" MIN. AND TIN.
3	GREEN	CORD	6.25"	STRIP .19" FOR T1.
4	BLACK	FIELD	6.25"	STRIP .19" AND TIN.
5	WHITE	CORD	3.25"	STRIP .38" AND TIN.
6	BLACK	CORD	3.25"	STRIP .38" AND TIN.
7	BLACK	JUMPER	4.00"	STRIP .38" AND TIN. STRIP .19" AND TIN.
8	YELLOW	FIELD	3.00"	STRIP .25" AND TIN.

NOTE:

All leads must be held to ± 1/8". All lead lengths are before stripping.

TERMINAL DESCRIPTION

Code	Part No.	Qty.
T1	23-74-0851	1
T2	23-74-0755	2

BULK LEAD WIRE - BULLETIN NO. 58-01-0003

Rely on premium drills and drivers by Milwaukee if you're looking for quality and efficiency.