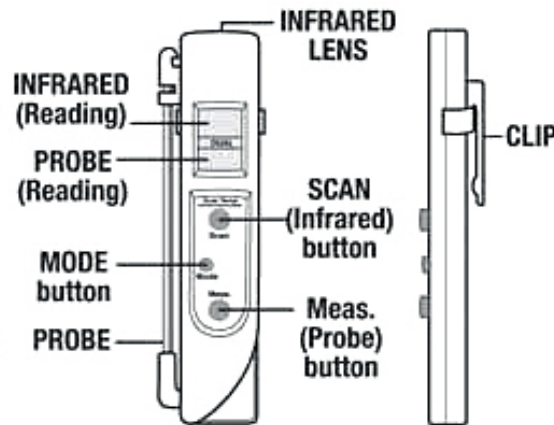


52226 DUAL TEMP Infrared Thermometer

Operating Instructions

The 52226 Dual Temp Thermometer displays infrared and contact probe temperature readings at the same time.

- Pressing the **SCAN** button enters the Infrared Thermometer Function (IRT Mode).
- Pressing the **MEAS.** button enters the Contact Thermometer Function (COT Mode).



In Non-contact Infrared Thermometer function (IRT Mode)

Simply aim the 52226 at the measure target and press the **SCAN** button to display the surface temperature. Distance to target ratio is 1 : 1, therefore the thermometer should be positioned as close to the target as possible.

MINIMUM or MAXIMUM MODE

The thermometer can be set to display only the minimum or maximum temperature reading during any measurement period.

To set the minimum mode, press the **MODE** button once.

To set the maximum mode, press the **MODE** button twice.

LOCK MODE

The lock mode is particularly useful for hands-free temperature monitoring. The thermometer will display the temperature for up to 60 minutes before automatic shut-off, or until the **SCAN** button is pressed. To utilize the lock mode, press the **SCAN** button, press the **MODE** button three times, then press the **SCAN** button for continuous temperature monitoring.

°F or °C MODE

To change the °F or °C mode, please press **SCAN** button, then press **MODE** button four times, then press **SCAN** button.

EMISSIONITY

The infrared thermometer is supplied with a default emissivity of 0.95. The emissivity can be changed from 0.10 (10E) to 1 (100E). Changes should only be carried out by experienced personnel. For information relating to the emissivity of specific materials, please contact the nearest retailer.



Note: Non-contact infrared thermometers are not recommended for use in measuring the temperature of shiny or polished metals.

To change the emissivity, press the **SCAN** button, press the **MODE** button five times, press **SCAN** button for each 0.01 (1E) adjustment, then press **MODE** button to lock-in setting.

In Contact Thermometer function (COT Mode)


Touch the temperature probe to the target, press the **MEAS.** button. Temperature will display for up to 4 minutes. After 4 minutes the device will automatically shut off. Pressing the **MEAS.** button again will interrupt the scanning and will hold the last temperature.



After measuring high temperatures, the probe may remain **HOT** for a while.

LCD ERROR MESSAGES

The 52226 incorporates visual diagnostic messages as follows: **HI** or **LO** is displayed when the temperature being measured is outside of the instrument's range.



NON CONTACT INFRARED SCAN FUNCTION:

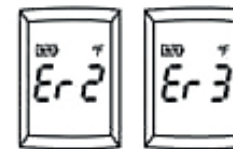
HI – when the temperature is higher than 626°F (330°C).

LO – when the temperature is lower than -67°F (-55°C).

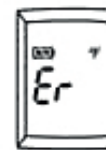
CONTACT PROBE SCAN FUNCTION:

HI – when the temperature is higher than 626°F (330°C)

LO – when the temperature is lower than -67°F (-55°C).



Er 2 is displayed when the thermometer is exposed to rapid changes in the ambient temperature. **Er 3** is displayed when the ambient temperature exceeds 32°F or 122°F (0°C or 50°C). The thermometer should be allowed a minimum of 30 minutes to stabilize to room temperature of 32°F to 104°F (0° to 40°C).



For all other error messages it is necessary to reset the thermometer. To reset, turn the instrument off, remove the battery and wait for a minimum of one minute, reinsert the battery and turn on. If the error message remains please contact the Service Department for further assistance.

BATTERY REPLACEMENT

Remember to power off the unit before replacing the battery).



BATTERY OK



BATTERY LOW



BATTERY EXHAUSTED



When the Low Battery icon displays, the battery should be replaced. (CR2032 lithium cell battery)



Dispose of used battery promptly and keep away from children.

SPECIFICATIONS

Item	Non-Contact Infrared Scan Function	Contact Probe Scan Function
Measurement Range	-67° to 625°F (-55° to 330°C)	-67° to 625°F (-55° to 330°C)
Infrared Accuracy	±2% of reading or 4.0°F (2.0°C) whichever is greater	±1% of reading or 1.6°F (0.8°C) whichever is greater
Battery Life	40 hr (auto power OFF after 15 seconds)	
Dimensions	6 x 1.5 x 1" (156 x 40 x 24mm)	
Weight	2.5 oz (70 grams) including battery	