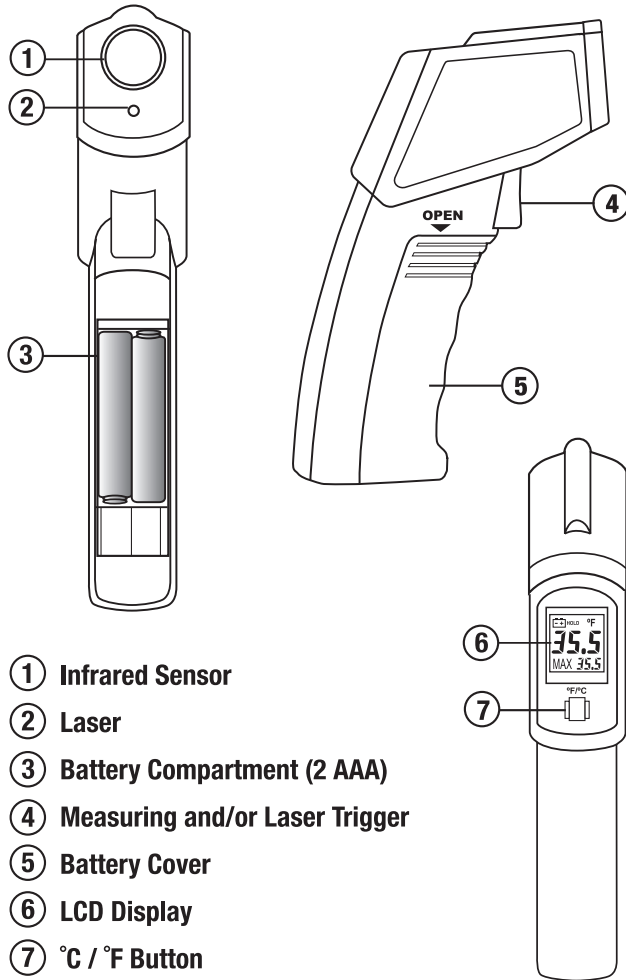


Instructions

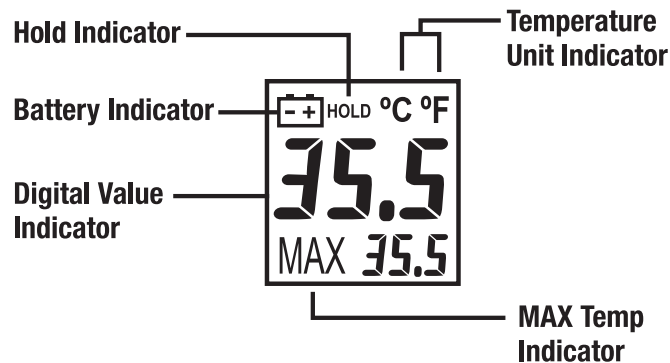
INFRARED THERMOMETER

NAME AND FUNCTION:



- ① Infrared Sensor
- ② Laser
- ③ Battery Compartment (2 AAA)
- ④ Measuring and/or Laser Trigger
- ⑤ Battery Cover
- ⑥ LCD Display
- ⑦ °C / °F Button

LCD DISPLAY



SAFETY INFORMATION:

- Read the following safety information carefully before attempting to operate or service the meter.
- Only qualified personnel should perform repairs or servicing not covered in this manual.
- Periodically wipe the case with a dry cloth. Do not use abrasives or solvents on this instrument.
- Safety Symbols:

Dangerous, refer to this manual before using the meter

Apply with European CE

This instrument conforms to the following standards:

EN50081-1: 1992 Electromagnetic Emissions

EN50082-1: 1997 Electromagnetic Susceptibility

Tests were conducted using a frequency range of 80-1000 MHz with the instrument in three orientations. The average error for the three orientations is $\pm 2.0^{\circ}\text{C}$ ($\pm 4.0^{\circ}\text{F}$) at 3V/m throughout the spectrum. However, between 300 MHz and 500 MHz at 3V/m, the instrument may not meet its stated accuracy.

WARNING OF LASER!

DO NOT point laser directly at human eye or indirectly from reflective surfaces!

CAUTIONS:

- Keep away from electrical welders, induction heaters and EMF sources.
- When the thermometer is exposed to large or abrupt ambient temperature changes, allow 15 minutes for unit to stabilize before use.
- Do not store the thermometer in a high temperature environment.
- Store in carry case after operation to avoid contamination of optical lenses.

GENERAL SPECIFICATIONS:

Display: 4 digit LCD

Display Illumination: Back-lit LCD color display

Field of view: 12 : 1

Target Indicator: Circular laser spot

Emissivity: 0.95

Power Off: Automatic power-off after 15 seconds

Temperature Range: -58 to 1022°F (-50 to 550°C)

Accuracy: $\pm 4^{\circ}\text{F}$ (2°C) or $\pm 2\%$ of reading

Resolution: 0.1°F / 0.1°C

Repeatability: Within $\pm 1\%$ of reading or $\pm 1^{\circ}\text{C}$ (2°F)

Storage Condition: -10~60°C, 14~140°F, 75%RH

Operating Condition: 0~40°C, 32~104°F, 10~90%RH

Response time: 0.5 second

Battery: 2 AAA

Battery Life: Approximately 14 hrs (Alkaline)

Weight: Approximately 180g

OPERATING INSTRUCTIONS:

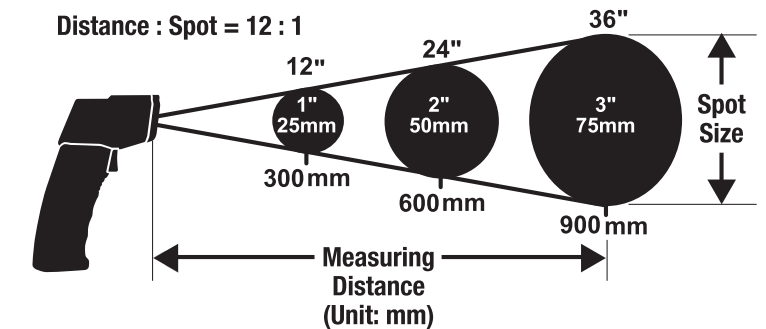
Measuring Trigger:

To measure a temperature, point the unit at an object and pull the trigger. The temperature reading will appear on the LCD. When the trigger is released, the reading will automatically be held on the LCD for an additional 15 seconds. After 15 seconds, the thermometer will automatically shut-off to save the battery.

Be sure to consider the distance-to-spot size ratio and field of view. The laser is used for an aiming reference only.

Distance to Spot Ratio (D/S):

You have to make sure that the detection area you want to measure is larger than the required spot size to get a correct reading. The temperature you get is an average temperature of the detected region. The smaller the target, the shorter distance is required for the measuring. (Please refer to the diagram on the side of the unit).



Emissivity:

Emissivity is a term used to describe the energy emitting characteristics of materials. Most organic materials and painted or oxidized surfaces have an emissivity of 0.95. Metal surfaces or shiny materials have a lower emissivity and give inaccurate readings. Please note this during applications.

Maintenance:

Blow off loose particles. Gently brush remaining debris away with a lens brush. Carefully wipe the surface with a cotton swab. The swab may be moistened with water.

NOTE: Don't use solvents to clean the glass lens!

Replace Battery:

When the battery voltage drops below that required for reliable operation, the low battery symbol will appear indicating it is time to replace the batteries. To change the batteries, detach the battery compartment cover by pushing the engraved pattern on the handle and pull down.

