


# IRWIN®

## Handsaws




### IRWIN Universal Handsaw

The IRWIN® Universal Handsaw delivers performance and quality results that users demand on the jobsite. With a proprietary handle design, the angle in which force is exerted converts energy into full blade strokes, cutting through multiple materials. This specially-designed handle, combined with triple-ground teeth, reduces binding and cuts three times faster than traditional handsaws. The Universal Handsaw provides the speed of a coarse-cutting saw, and the fine finish of a fine-cutting saw. Designed for fast cuts, the universal handsaw is a jobsite staple.



1. Proprietary handle-to-blade angle for more natural motion, reduced cutting effort, and less binding
2. Triple Ground Teeth that cut on both the push and pull stroke to achieve coarse cut speed, fine cut finish, and ease of start
3. Lighter than traditional handsaws for less hand fatigue
4. Built-in 45° and 90° marking angles

HANDSAWS

| Carpenter Saws  | Typical User  | Common Applications   |
|---|---|---|
|  | <ul style="list-style-type: none"> <li>▪ General Carpenter</li> <li>▪ Exterior Trim Carpenter</li> <li>▪ Remodeler</li> </ul> | <ul style="list-style-type: none"> <li>▪ General utility cuts</li> <li>▪ Overhead fascia and gable work</li> <li>▪ Removing door plates</li> <li>▪ Drywall rough-in</li> <li>▪ Tight cuts where power tools can't reach</li> <li>▪ Making hand cuts in custom installations when the miter angle is greater than 55°</li> </ul> |

#### 15" Universal Handsaw



1773465 (1773467\*)

#### 15" ProTouch Fine-Cut Handsaw



2011200

#### 15" Standard Coarse-Cut Handsaw



2011102

| Description             | Blade Length | Blade Thickness | Tooth Count | Item #  | Canadian Item # |
|-------------------------|--------------|-----------------|-------------|---------|-----------------|
| Universal Handsaw       | 15" (381 mm) | .85 mm          | 11 pt.      | 1773465 | 1773467         |
|                         | 20" (508 mm) | .85 mm          | 11 pt.      | 1773466 | 1773468         |
| ProTouch Coarse-Cut Saw | 15" (381 mm) | 1 mm            | 9 pt.       | 2011201 | 2011201         |
|                         | 20" (508 mm) | 1 mm            | 9 pt.       | 2011204 | 2011204         |
|                         | 24" (609 mm) | 1 mm            | 9 pt.       | 2011203 | 2011203         |
| ProTouch Fine-Cut Saw   | 15" (381 mm) | 1 mm            | 12 pt.      | 2011200 | 2011200         |
|                         | 24" (609 mm) | 1 mm            | 12 pt.      | 2011202 | 2011202         |
| Standard Coarse-Cut Saw | 15" (381 mm) | 1 mm            | 9 pt.       | 2011102 | 2011102         |
|                         | 20" (508 mm) | 1 mm            | 9 pt.       | 2011104 | 2011104         |

\* indicates Canadian item numbers

## ProTouch™ Drywall/Jab Saw



2014100

**Typical User:**

Drywall Contractor, Electrician, Plumber, HVAC

**Common Applications:**

Roughing in drywall, cutting out HVAC and electrical openings, or cutting ceiling tile openings for light installation

- Thick-body blade
- Aggressive Tri-Ground™ teeth
- Ergonomic ProTouch handle

## Standard Drywall/Jab Saw



2014102

**Typical User:**

Drywall Contractor, Electrician, Plumber, HVAC

**Common Applications:**

Roughing in drywall, cutting out HVAC and electrical openings, or cutting ceiling tile openings for light installation

- Rigid blade
- Bi-Ground teeth
- Hardwood handle

## ProTouch Coping Saw



2014400

**Typical User:**

Interior Trim Contractor, Woodworker

**Common Applications:**

Cutting the curved profile on crown, base or chair rail moulding

- Flat-bar frame with 5-1/2" (140 mm) frame depth
- High speed steel blade
- DuraSteel™ pins
- Ergonomic ProTouch handle

## ProTouch Dovetail/Jamb Saw



2014450

**Typical User:**

Tile Contractors, Remodelers

**Common Applications:**

Flush cutting door jambs and millwork for tile installation/prep

- Wide-body reversible flush-cut blade
- Spring-loaded pin enables blade to reverse for left or right cutting
- Ergonomic ProTouch handle

## ProTouch Multi-Saw



2015100

**Typical User:**

MRO, General Contractors

**Common Applications:**

Quick and convenient cuts in PVC, wood or metal, and flush-cutting screws or other fasteners

- Includes both metal & wood blades
- Ergonomic handle is comfortable in multiple holding positions

## Standard Utility Saw



2014200

**Typical User:**

Woodworker, General Contractors

**Common Applications:**

Cutting curves into wood, plywood or plasterboard

- Thick-body blade (1 mm)
- Aggressive tri-ground teeth
- Hardwood handle



| Description                                | Blade Length     | Blade Thickness | Tooth Count | Item #  |
|--|------------------|-----------------|-------------|---------|
| ProTouch Drywall/Jab Saw                   | 6-1/2" (165 mm)  | 1.5 mm          | 9 pt.       | 2014100 |
| Standard Drywall/Jab Saw                   | 6-1/2" (165 mm)  | 1.2 mm          | 7 pt.       | 2014102 |
| ProTouch Coping Saw                        | 6-1/2" (165 mm)  | —               | 17 pt.      | 2014400 |
| Coping Saw Replacement Blades - Coarse 3pk | 6-1/2" (165 mm)  | —               | 17 pt.      | 2014500 |
| Coping Saw Replacement Blades - Fine 3pk   | 6-1/2" (165 mm)  | —               | 21 pt.      | 2014501 |
| ProTouch Dovetail/Jamb Saw                 | 10" (254 mm)     | 2" (50 mm)      | 14 pt.      | 2014450 |
| ProTouch Multi-Saw Metal Blade             | 10" (254 mm)     | —               | 24 pt.      | 2015100 |
| Wood Blade                                 | 5-1/4" (133 mm)  | —               | 10 pt.      | —       |
| Standard Utility Saw (Wood/Drywall)        | 11-1/2" (292 mm) | —               | 10 pt.      | 2014200 |

# Handsaws

## Pull Saws

### Pull Saw Advantages

Unlike traditional handsaws that cut with a push stroke, pull saws are designed with a micro-thin blade that cuts on the pull stroke. The thin blade and precision-ground teeth provide clean cuts. The pulling motion prevents binding and provides better control. Less weight, coupled with the natural pulling motion, results in less user fatigue.

| Type of Saw  | Typical User  | Common Application   |
|--|---|--|
| General Carpentry<br> | <ul style="list-style-type: none"> <li>Interior Trim Contractors</li> <li>Exterior Trim Contractors</li> <li>Hardwood Flooring Contractors</li> <li>Traditional Woodworkers</li> <li>Cabinetmakers</li> </ul> | <b>Woodworking</b> <ul style="list-style-type: none"> <li>Cutting hand-cut dovetails</li> <li>Creating miters on small millwork, such as shoe and quarter-round moulding</li> <li>Flush-cutting dowels</li> </ul> <b>Construction</b> <ul style="list-style-type: none"> <li>Flush-cutting shims and door casings</li> <li>Overhead fascia and gable work</li> <li>Making utility trim cuts on millwork and hardwood flooring</li> </ul> |
| Double Edge<br>       |   |  |

HANDSAWS

#### 15" General Carpentry Saw



213100

**Primary use** – Aggressive cross-cutting

- Flexible blade for flush cuts
- User example: General Carpenter – cleaning out the 90° circular saw cut on a stair stringer and bird's mouth rafter cut

#### 12" General Carpentry Saw



213101

**Primary uses** – Cross-cutting and ripping

- Flexible blade for flush cuts
- User example: Exterior Trim Carpenter – cutting the overhang of gable soffit

#### Extra Fine-Cut Saw



213102

**Primary uses** – Fine miter or hand dovetail cuts

- Spine provides support for more control
- User example: Woodworker – cutting hand dovetails for furniture assembly

#### Double Edge Saw



213103

**Primary uses** – Utility ripping and cross-cutting

- Flexible blade for flush cuts
- User example: General Carpenter – flush-cutting door shims and remodeling – cleanout of door casing prior to laying new floor tile

#### Dovetail/Detail Saw



213104

**Primary uses** – Flush-cutting dowels and fine detail cut

- Flexible blade for flush cuts
- User example: Interior Trim Carpenter – detail work around windows and door frames

#### Combi-Saw



218HP-300

**Primary uses** – Wood cutting and metal cutting

- User example: Landscaper – cutting small trees
- User example: General Contractor – cutting metal pipes

| Description                            | Tooth Count                                  | Blade Length     | Handle Material | Item #    |
|--|--|------------------|-----------------|-----------|
| Pull Saw - Carpenter                   | 10 pt.                                       | 15" (380 mm)     | 2-Polymer       | 213100    |
|  | 14 pt.                                       | 12" (305 mm)     | 2-Polymer       | 213101    |
| Pull Saw - Extra Fine (with spine)     | 19 pt.                                       | 10-5/8" (270 mm) | 2-Polymer       | 213102    |
| Pull Saw - Double Edge (rip/cross-cut) | 7 pt./17 pt.                                 | 9-1/2" (240 mm)  | Polymer         | 213103    |
| Pull Saw - Mini Dovetail/Detail        | 22 pt.                                       | 7-1/4" (185 mm)  | Polymer         | 213104    |
| Utility Saw - Combi-Saw                | 4 pt. Bow Saw Blade<br>24 pt. Hack Saw Blade | 12" (317 mm)     | ProTouch Handle | 218HP-300 |

