

# Makita® 1/2" IMPACT WRENCHES

**HUGE 260 FT.LBS. OF POWER AND WEIGHS ONLY 6.4 LBS.**

47% Larger, Efficient Hammer Creates More Impacts for Greater Power

Externally Accessible Brushes for Greater Serviceability and Ball Bearings for Longer Tool Life

Compact and Lightweight Design for use in Tight Spaces

Ideal for Framers, Anchor Setters, Deck Builders, Installers, Automotive Mechanics, Dismantlers, and Many Other Applications



Shown with optional socket



**Models  
TW0350/TW0200**

## MORE PERFORMANCE

TORQUE		WEIGHT	
260 ft. lbs. 350 N·m	240 ft. lbs. 325 N·m	6.4 lbs.	7.0 lbs.
MAKITA	COMP.	MAKITA	COMP.

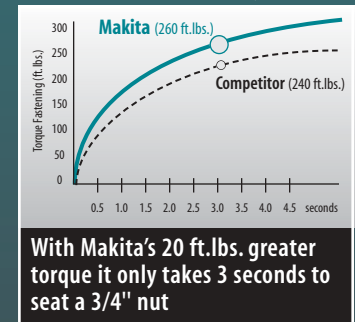
Powerful 260 ft.lbs. of torque and weighs only 6.4 lbs. for the most demanding jobs

## GREATER EFFICIENCY

MAKITA	COMPETITOR
2-1/16"	1-1/2"

Makita's 47% larger, efficient hammer provides greater impact power for optimal jobsite results

## HUGE TORQUE



## LESS VIBRATION

8.7 m/sec <sup>2</sup>	16.2 m/sec <sup>2</sup>
MAKITA	COMPETITOR

Combined with 46% less vibration & optimal speed both the motor life & user comfort are increased

# ANCHOR SLAMMING

# 1/2" IMPACT WRENCHES

## Models TW0350/TW0200

### Features & Benefits

- Maximum fastening torque of 260 ft. lbs. (TW0350); 150 ft. lbs. (TW0200)
- Lightweight 6.4 lbs. (TW0350); 4.6 lbs. (TW0200)
- Rocker type switch for one-handed forward or reverse operation (TW0350)
- Variable speed 0 – 2,200 RPM for controlled fastening (Model TW0200)
- Efficient impact system with less vibration and longer tool life
- Impact resistant aluminum gear case with rubber boot protects the all metal gears and offers increased durability
- Ergonomically designed rubberized comfort grip for more comfort, control and reduced operator fatigue
- Externally accessible brushes for easy serviceability and ball bearings for longer tool life

### Standard Equipment

- Tool Case (824703-0) (TW0350)
- Tool Case (824702-2) (TW0200)

### Specifications

MODEL	TW0350	TW0200
Capacity: Square Drive	1/2"	1/2"
No Load Speed	2,000 RPM	0 – 2,200 RPM
Impact per Minute	2,000 IPM	0 – 2,200 IPM
Maximum Torque	260 ft. lbs. (350 N•m)	150 ft. lbs. (200 N•m)
AMPS (115V)	3.5	3.3
Length	11-1/8"	9-7/8"
Net Weight	6.4 lbs.	4.6 lbs.
Shipping Weight	11.0 lbs.	8.8 lbs.
UPC Code	088381-05249-8	088381-05243-6

### Accessories

- Universal Impact Joint (134877-2)




- MForce2™ Heavy Duty Gloves (845013-A)



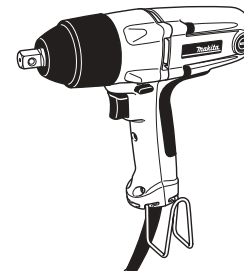
- Bit Adapter (134873-0)



- 3-7/8" Extension Bar (134874-8)



Shown with optional socket



Model TW0350

Model TW0200