



We Make Good Ideas

WHEEL & BRAKE

LT830A Universal Hub Shocker

Safely remove all frozen hubs instantly without damaging the axle. Universal fit mounts to all axle bolted hubs - 5, 6 & 8 lug hubs. Mounts to two studs using the supplied flanged nuts in seconds. Use with 5 lb. hammer to knock frozen hubs out of axles. Flanged nuts included for improved safety and performance. Ideal for Dodge and other HD trucks. Two mounting holes in 3/4" steel back plate. 1/4" steel square tubing and striking plate.



Included flanged nut sizes - 2 each

- 12mm - 1.50
- 14mm - 1.50
- 7/16" - 20
- 1/2" - 20
- 9/16"
- 5/8" - 18



LT993 Brake Re-threading Kit


The LT993 re-threads damaged brake wheel cylinders, master cylinder fittings, ABS control module fittings and brake line fittings on vehicles. Works on vehicle where stand alone tap and dies won't fit. Convenient, fast and easy vehicle applications. Compact design male/female combo sockets.



Includes most common sizes
SAE & Metric

- 3/8 - 24
- 7/16 - 24
- 1/2 - 20
- 5/8 - 18
- 10mm - 1.0
- 12mm - 1.0

THE LT993 WORKS ON -



LT4980 12 Point Socket Euro/Asian Axle Nut Kit

AUDI - BMW - MERCEDES - VW - LEXUS - TOYOTA

The LT4980 is a convenient packaged dedicated German/Asian axle nut kit. This kit contains 4 - 12 point 1/2" drive molybdenum impact sockets.



Socket sizes -
24mm
30mm
32mm
36mm

LT4990 5 pc. Euro Axle Nut Socket Set

AUDI - VW - MERCEDES ML

The LT4490 is an easy to use dedicated kit for German vehicle axle nuts. The M18 1/2" drive chrome molybdenum impact socket for is rear bearing assemblies on VW Golf/Jetta and other M/C 5 chassis for VW/Audi. The E24 1/2" drive chrome molybdenum impact socket is for Mercedes ML axles. Also includes 19mm - 17mm - 14mm 1/2" hex drive sockets for internal drive axle nuts on VW/Audi vehicles.




LT4569 German Vehicle Rotating Ring Lug Nut Removal Kit

AUDI - BMW - PORSHCE - MERCEDES BENZ - VW

The LT4569 easily removes rotating ring lug nut locks from German vehicles. Use the high heat resistant LT4569A Silicon Welding Shield to protect wheel from heat damage. Then a Mig welder is used to apply weld slag material at 4 front corners of lug nut. The extra weld material welded to face of lug nut will provide an ideal surface for the LT4569B Twist Socket to grab lug nut for easy removal. LT4569A consumable item with factory defect warranty only. LT4569B has a lifetime warranty. Patent Pending on LT4569A Silicon Welding Shield.

NEW PRODUCT



LT1350 Lug Ripper II

Don't torch frozen/damaged lug nuts off - just drill out the lug nut/stud threads only in 11 minutes or less. Doesn't drill out the whole lug nut, just the threads. Second generation Lug Ripper. Easily replace damaged lug nut/stud with threads now removed. 16mm Tungsten steel drill bit w/4 carbide cutters allow for speed & durability. Does not damage rim. Comes with a locking collar clamp for safety. The LT1350-8 Water Bladder is **now available** to purchase keeping coolant flowing with six feet of hose and a control valve for one man operation. Includes 4 drill guides. Packaged in a custom blow molded case. Patent Pending.



Tungsten drill bit w/4 carbide cutters up-close



LT1350-8



Drills out female/male threads on lug/stud only

Drill guide sizes -

- 17mm - 11/16"
- 19mm - 3/4"
- 21mm - 13/16"
- 23mm - 7/8"

LT1350-8 IN USE



LT890 Truck Brake Spring Tool

The LT890 easily connects rear drum brake return springs. Easy one hand operation. Slotted ends on tool always hold spring at correct work angle. No need to leverage tool against a solid surface during spring installation. FAST - EASY - SAFE



spring not included

IN USE



ADJUSTS TO 3 SIZES



LT895 Eaton Truck Brake Spring Tool

The LT895 easily installs Eaton air brake shoe anchor springs. Universal fit for all Eaton air brake shoe anchor springs. FAST - EASY - SAFE



spring not included

IN USE



LT770 Universal Brake Piston Press

The LT770 Universal Brake Piston Press is for pressing in dual brake pistons and single brake pistons. Universal application for most cars, light and heavy trucks. Single piece operation - eliminates nuts and bolts to assemble and disassemble on brake assemblies.



in use - single piston

NEW & IMPROVED



in use - dual piston

LT4995 German Vehicle Brake Caliper Socket And Bit Set

Works on all German vehicle brake caliper applications. Every German vehicle brake caliper socket/bit when you need it. Packaged in a custom blow molded case. Lifetime warranty. Patent Pending.

Includes

- 1/4" drive bits -
- 9mm x 20mm
- 3/8" drive bits -
- 7mm x 24mm
- 8mm x 24mm
- 9mm x 50mm
- 7mm x 65mm
- 7mm x 92mm,
- 11mm x 100mm
- 1/2" drive sockets -
- 11.5mm x 50mm
- AS22 x 48mm

NEW PRODUCT



LT4150 VW/AUDI Wheel Lock Key Kit

The LT4150 is a 23 piece factory reproduced master wheel lug nut key/bolt kit for the removal of all 1st generation VW/Audi factory wheel lug nut locks. This kit includes 22 splined lug nut keys with a nylon sleeved 1/2" drive 17mm installer socket. Identical to factory set - uses same factory part numbers. Packaged in a custom blow molded carrying case.

WORKS ON 1ST GENERATION
VW/AUDI WHEEL LOCKS



INDIVIDUAL LT4150
WHEEL LOCK KEY



LT4160 BMW Wheel Lock Bolt Kit

The LT4160 is a 21 piece factory reproduced master wheel lug nut key/bolt kit for the removal of all 1st generation BMW internal spline drive wheel locks. This kit includes 20 splined lug nut keys with a nylon sleeved 1/2" drive 17mm installer socket. Identical to factory set - uses same factory part numbers. Packaged in a custom blow molded carrying case.

WORKS ON 1ST GENERATION
BMW WHEEL LOCKS



INDIVIDUAL LT4160
WHEEL LOCK KEY



LT4170 Porsche Wheel Master Lock Set

The LT4170 is a 20 piece factory duplicate master wheel lock key set for the removal of 2006-present Porsche factory wheel lug nut locks. Identical to factory set - uses same factory part numbers. Packaged in a custom blow molded carrying case.



INDIVIDUAL LT4170
WHEEL LOCK KEY



LT4155 VW 2nd Generation Wheel Lock Master Key Set

The LT4155 is a 20 piece factory reproduced master wheel lock key set for the removal of all 2nd generation 2009-present VW factory wheel lug nut locks. Identical to factory set - uses same factory part numbers. Packaged in a custom blow molded carrying case.

NO WARRANTY - CANNOT BE USED
WITH AN IMPACT GUN.

WORKS ON 2ND GENERATION
VW WHEEL LOCKS



INDIVIDUAL LT4155
WHEEL LOCK KEY



LT4165 BMW 2nd Generation Wheel Lock Master Key Set

The LT4165 is a 20 piece factory reproduced master wheel lock key set for the removal of all 2nd generation 2011-present BMW factory wheel lug nut locks. Identical to factory set - uses same factory part numbers. Packaged in a custom blow molded carrying case. NOTE: Same as Mercedes "B" Wheel Lock Master Key Set. Covers 20 Mercedes Benz/BMW master wheel lock keys.

NO WARRANTY - CANNOT BE USED
WITH AN IMPACT GUN.

WORKS ON 2ND GENERATION
BMW WHEEL LOCKS



INDIVIDUAL LT4165
WHEEL LOCK KEY



LT4175 Audi Wheel Master Lock Set

The LT4175 is a 20 piece factory duplicate master wheel lock key set for the removal of 2006-present Audi factory wheel lug nut locks. Identical to factory set - uses same factory part numbers. Packaged in a custom blow molded carrying case.

NO WARRANTY - CANNOT BE USED
WITH AN IMPACT GUN.



INDIVIDUAL LT4175
WHEEL LOCK KEY



LT4180 Mercedes Benz "A" Wheel Lock Master Key Set

The LT4180 is a 30 piece kit that works on 2006-present MERCEDES BENZ factory wheel lug nut locks. Factory duplicate - uses same factory part numbers. NOTE: Covers 30 of the 60 Mercedes factory master wheel lock keys. Packaged in a custom blow molded carrying case.



INDIVIDUAL LT4180 WHEEL LOCK KEY



NO WARRANTY - CANNOT BE USED WITH AN IMPACT GUN.

LT4181 Mercedes Benz "C" Wheel Lock Master Key Set

The LT4181 is a 10 piece factory duplicate master wheel lock key set for the removal of 10 of the 60 Mercedes Benz factory wheel lug nut locks. Identical to factory set - uses same factory part numbers. Packaged in a custom blow molded carrying case.



NO WARRANTY - CANNOT BE USED WITH AN IMPACT GUN.



INDIVIDUAL LT4181 WHEEL LOCK KEY

LT1230 5 Pc. 1/2" Drive Dual Sided Socket Lug Nut Removal Kit w/Punch

Use these dedicated sockets every time you remove damaged/distorted lug nuts with steel caps. These lug nuts become distorted due to improper leverage using the factory supplied tire iron. Removing over-torqued lug nuts during extreme cold/heat also distorts lug nut cap. Dual flip 1/2" drive impact socket design. Comes in a custom vinyl case. Includes 4 lug nut removal tools and an Extractor Punch.



Works on damaged/distorted lug nuts with steel caps



LT1240	21/21.5mm Chrome Cap Buster
LT1250	18.5/19.5mm Chrome Cap Buster
LT1260	22/22.5mm Chrome Cap Buster
LT1270	1 1/16"/27.5mm Chrome Cap Buster
LT-400-7	Extractor Punch

LT1233 4 Pc. 1/2" Drive Dual Sided Socket Lug Nut Removal Kit w/Punch

Use these dedicated sockets every time you remove damaged/distorted lug nuts with steel caps. These lug nuts become distorted due to improper leverage using the factory supplied tire iron. Removing over-torqued lug nuts during extreme cold/heat also distorts lug nut cap. Dual flip 1/2" drive impact socket design. Comes in a blow molded carrying case. Includes 3 lug nut removal tools and an Extractor Punch.

NEW PRODUCT



Works on damaged/distorted lug nuts with steel caps



LT1240	21/21.5mm Chrome Cap Buster
LT1250	18.5/19.5mm Chrome Cap Buster
LT1260	22/22.5mm Chrome Cap Buster
LT-400-7	Extractor Punch

LT1240 1/2" Drive Dual Sided Socket Lug Nut Remover Tool 21/21.5mm Chrome Cap Buster

Dual flip 1/2" drive impact design. Removes missing and distorted lug nuts with chrome caps. Works on Chrysler/Dodge 21mm chrome cap lug nuts. Use this dedicated socket every time you remove 21mm lug nuts.

LT1260 1/2" Drive Dual Sided Socket Lug Nut Remover Tool 22/22.5mm Chrome Cap Buster

Dual flip 1/2" drive impact design. Removes missing and distorted lug nuts with chrome caps. Works on all Chrysler/Dodge 22mm chrome cap lug nuts. Use this dedicated socket every time you remove 22mm lug nuts.

LT1250 1/2" Drive Dual Sided Socket Lug Nut Remover Tool 18.5/19.5mm Chrome Cap Buster

Dual flip 1/2" drive impact design. Removes missing and distorted lug nuts with chrome caps. Works on 19mm chrome caps found on many GM & Chrysler vehicles. Use this dedicated socket every time you remove 19mm lug nuts.


LT1270 1/2" Drive Dual Sided Socket Lug Nut Remover Tool 1 1/16"/27.5mm Chrome Cap Buster

Dual flip 1/2" drive impact design. Removes missing and distorted lug nuts with chrome caps. Works on Range Rover/Land Rover chrome cap lug nuts. Use this dedicated socket every time you remove 1 1/16" lug nuts.

LT2510, LT-2520 & LT-2530 E-Z Loader Magazine Lug Nut Sockets

The E-Z Loader is a magazine loading impact socket for multiple lug nut removal. The E-Z Loader removes up to 5 lug nuts at the wheel work site and allows the mechanic to release all of the lug nuts at once. No more rolling or lost lug nuts and wasted motion. The E-Z Loader also adjusts type 9, 12, and 16 cubic inch air chambers that are equipped with 1/2" 20 threaded rod and 3/4" nut. A real time saver. A "MUST" tool for tire shops, brake shops, and locations with high volume wheel removal.

Available in 3 sizes:
 LT2510 3/4", 19mm
 LT-2520 21mm
 LT-2530 13/16"



LT-750 Brake Rotor Clamp

The LT-750 secures the rotor to prevent it from being knocked around and allowing rust and dirt to fall between the hub and rotor. Each 3 inch jaw is especially designed to firmly hold the brake rotor on the hub while brake pads are being installed to the caliper and the slides are being serviced. The center of the clamp jaws are formed down towards each other like teeth. The outsides are still pointing straight out the front of the clamp. The teeth bite into the threads of the lug nut stud on the hub while the outside points hold the rotor firmly in place.



LT4875, LT4875A, LT4876 & LT4876A Lug Nut Removal Flip Sockets

These Lug Nut Removal Flip Sockets are for the easy removal of lug nuts. The thin wall flip sockets allow for removal of lug nuts on specialty wheels and tight tolerances. Individually packaged.

Individual Lug Nut Flip Sockets:
 LT4875 3/4", 19mm; 13/16"
 LT4875A 3/4", 19mm; 13/16", THIN WALLED
 LT4876 19mm; 21mm
 LT4876A 19mm; 21mm, THIN WALLED



LT465 12MM & 14MM Wheel Hanger Guides

Wheel Hanger Guides slide into wheel lug nut holes without using threads aiding technicians during wheel mounting. Saves time - no threads, no turning wheel guides to install and remove. Works on Mercedes, Audi, BMW, Mini Cooper, SAAB and Volvo vehicles. Wheel Hanger Guides support wheel/tire so technician can easily thread lug nut bolts into brake rotor. Each kit includes one 12MM and one 14MM Wheel Hanger Guide. Easily slides in and out of rotor holes without using threads. Must have for removing wheels. Helps prevent scratches on expensive wheels. Made of durable bulletproof polycarbonate plastic. Purchase a LT465 kit for the price of one steel hanger pin.



LT-4000 Deluxe Hubcap & Wheel Lock Removal Kit

The LT-4000 safely removes and replaces GM, Ford, and Chrysler wire wheel hubcap locks on 1978-1997 vehicles. This kit also removes factory and most after market mag wheel locking nut locks. NOW INCLUDES the LT4200A Dual Sided Twist Socket Lug Nut Remover. Includes instructions and is packaged in a custom carrying case.

NOW INCLUDES
THE LT4200A



LT-760 Brake Shoe Adjuster Pin Installer

The LT-760 quickly and safely press all 3 sizes of brake shoe adjuster lever posts into the brake shoes (using an air hammer). The narrow tapered end of the tool will easily clear the bent over webbing found on most brake shoes. A real time saver.



TORQUE SOCKETS

Wheel Torque Master Sockets will torque wheel nuts to the correct torque the first time, every time, on most makes and models of Foreign & Domestic cars, light trucks, SUV's and vans. Torque Master Sockets are easy to use and are color coded for quick identification. Using a torque socket avoids over-torquing wheel nuts and prevents Major wheel and Brake damage. These tools are designed for use with a 1/2" drive impact wrench.



Torque Master Sockets used with your 1/2" drive impact wrench



BROWN	LT1500A	13/16" - 100 Ft/Lbs., 135 N.M.
LEMON GREEN	LT1500AA	22mm - 80 Ft/Lbs., 110 N.M.
ORANGE	LT1500B	21mm - 80 Ft/Lbs., 110 N.M.
TURQUOISE	LT1500BB	21mm - 150 Ft/Lbs., 200 N.M.
GRAY	LT1500C	3/4"/19mm - 100 Ft/Lbs., 135 N.M.
PINK	LT1500CC	17mm - 90 Ft/Lbs., 120 N.M.
BLACK	LT1500D	21mm - 60 Ft/Lbs., 80 N.M.
SKY BLUE	LT1500DD	21mm - 100 Ft/Lbs., 135 N.M.
BLUE	LT1500E	3/4"/19mm - 80 Ft/Lbs., 110 N.M.
SAFETY PURPLE	LT1500EE	22mm - 140 Ft/Lbs., 190 N.M.
YELLOW	LT1500F	3/4"/19mm - 65 Ft/Lbs., 90 N.M.
RED	LT1500G	17mm - 80 Ft/Lbs., 110 N.M.
BEIGE	LT1500GG	1 1/16" - 80 Ft/Lbs., 110 N.M.
EVERGREEN	LT1500H	17mm - 45 Ft/Lbs., 75 N.M.
LIGHT ORANGE	LT1500HH	1 1/16" - 100 Ft/Lbs., 135 N.M.
WHITE	LT1500I	7/8" - 120 Ft/Lbs., 160 N.M.
TAN	LT1500J	1" - 140 Ft/Lbs., 190 N.M.
PURPLE	LT1500K	17mm - 110 Ft/Lbs., 150 N.M.
APPLE GREEN	LT1500L	1" - 170 Ft/Lbs., 230 N.M.
BUBBLE GUM	LT1500LL	22mm - 175 Ft/Lbs., 235 N.M.
GOLD	LT1500NN	3/4"/19mm - 90 Ft/Lbs., 120 N.M.
NEON GREEN	LT1500OO	13/16" - 75 Ft/Lbs., 100 N.M.
AQUA	LT1500Q	7/8" - 140 Ft/Lbs., 190 N.M.
SALMON	LT1500QQ	22mm - 95 Ft/Lbs., 130 N.M.
LIGHT BLUE	LT1500S	3/4"/19mm - 55 Ft/Lbs., 75 N.M.
SILVER	LT1500SS	21mm - 110 Ft/Lbs., 150 N.M.
LIME GREEN	LT1500TT	15/16" - 135 Ft/Lbs., 175 N.M.
MAROON	LT1500V	1-1/16" - 140 Ft/Lbs., 190 N.M.
COPPER	LT1500VV	22mm - 110 Ft/Lbs., 150 N.M.
VANILLA	LT1500XX	13/16" - 160 Ft/Lbs., 220 N.M.
NAVY BLUE	LT1500Y	7/8" - 100 Ft/Lbs., 135 N.M.

LT-1500-LWC Wheel Torque Socket Laminated Wall Chart

The 28.25" x 28.25" Laminated Wheel Torque Chart is a must for any high volume tire or brake shop using Torque Master sockets. Easily allows many mechanics to quickly verify wheel torque values from a distance. Fully updated every year and includes 31 color coded Torque Master Socket specs and the thousands of vehicles that they work on.



LT-1500WC Wheel Torque Socket Color Wall Chart

The 14" x 14" Wheel Torque Socket Color Chart is a must for any high volume tire or brake shop using Wheel Torque Master Sockets. Small size of chart allows you to store chart in a tool box or at a service bay. Fully updated every year and includes 31 color coded Wheel Torque Master Socket specs and the thousands of vehicles that they work on.

LT-1400WC Wheel Torque Extension Color Wall Chart

The 14" x 13.25" Wheel Torque Extension Color Chart is a must for any high volume tire or brake shop using Wheel Torque Extensions. Small size of chart allows you to store chart in a tool box or at a service bay. Fully updated every year and includes 7 color coded Wheel Torque Extension specs and the thousands of vehicles that they work on.

LT1500 8 Piece Wheel Torque Master Kit

The LT1500 is an 8 piece Wheel Torque Master Kit. These tools are designed for use with a ½" drive impact wrench and come in a custom molded case with a yearly updated color wall chart (LT-1500WC). **NOW MORE VERSATILE.** (Includes sockets A, B, C, E, F, G, I & Q)



LT1510 10 Piece Wheel Torque Master Kit

The LT1510 is a 10 piece Wheel Torque Master Kit. These tools are designed for use with a ½" drive impact wrench and come in a custom molded case with a yearly updated color wall chart (LT-1500WC). **NOW MORE VERSATILE.** (Includes sockets A, B, BB, C, E, F, G, I, K & Q)



LT1550 4 Piece Domestic Wheel Torque Master Kit

The LT1550 is a 4 piece Domestic Wheel Torque Master Kit. These tools are designed for use with a ½" drive impact wrench and come in a custom molded case with a yearly updated color wall chart (LT-1500WC). (Includes sockets A, C, E, & I)



LT1560 4 Piece Light Truck & SUV Wheel Torque Master Kit

The LT1560 is a 4 piece SUV, Light Truck & Van Wheel Torque Master Kit. Sockets are deep well forged to accommodate light trucks, SUV's and vans. These tools are designed for use with a ½" impact wrench and come in a custom molded case with a yearly updated color wall chart (LT-1500WC). (Includes sockets BB, I, Y & Q)



LT1590 & LT1593 9 Piece Wheel Torque Master Kits

The LT1590 & LT1593 are 9 piece Wheel Torque Master Kits. These tools are designed for use with a ½" drive impact wrench. These kits come with a yearly updated color wall chart (LT-1500WC) and are available with a custom rack (LT1590) or with a custom case (LT1593). **NOW MORE VERSATILE.** (Includes sockets A, B, BB, C, E, F, G, I & Q)



LT1595 12 Piece Wheel Torque Master Kit

The LT1595 is a 12 piece Wheel Torque Master Kit. This is our most complete kit available today. These tools are designed for use with a ½" drive impact wrench and come in a wall mountable carrying case with a yearly updated color wall chart (LT-1500WC). **NOW MORE VERSATILE.** (Includes sockets A, B, BB, C, DD, E, F, G, I, K, Q & TT)



TORQUE EXTENSIONS

The 1/2" Drive Wheel Torque Extensions will torque wheel nuts on most foreign and domestic cars and light trucks to the correct torque, the first time, every time, with your thin wall or regular lug nut sockets. Since more vehicles every year have tight tolerances around the wheel nuts, this kit will help eliminate damage to wheels when torquing the wheel nuts.



Torque Extensions used with your 1/2" drive impact wrench and lug nut sockets



NEW

ORANGE	LT1400BB	- 160 Ft/Lbs., 215 N.M.
GRAY	LT1400C	- 100 Ft/Lbs., 135 N.M.
BLUE	LT1400E	- 80 Ft/Lbs., 110 N.M.
YELLOW	LT1400F	- 65 Ft/Lbs., 90 N.M.
WHITE	LT1400I	- 120 Ft/Lbs., 160 N.M.
PURPLE	LT1400K	- 110 Ft/Lbs., 150 N.M.
AQUA	LT1400Q	- 140 Ft/Lbs., 190 N.M.

LT1450 1/2" Drive 4 Piece Wheel Torque Extension Kit

The 4 piece extension kit does the work of 9 regular torque sockets. The 4 piece kit includes extensions C, E, F & I and comes in a custom molded carrying case with a yearly updated color wall chart (LT-1400WC).



LT1470 1/2" Drive 7 Piece Wheel Torque Extension Kit

The 7 piece extension kit does the work of 16 regular torque sockets. The 7 piece kit includes extensions BB, C, E, F, I, K & Q and comes in a custom molded carrying case with a yearly updated color wall chart (LT-1400WC).



LT1460 & LT1465 1/2" Drive Wheel Torque Extension Kits

The 5 piece extension kit does the work of 13 regular torque sockets. The 5 piece kit includes extensions C, E, F, I & Q, a yearly updated color wall chart (LT-1400WC) and is available with a custom molded carrying case (LT1460) or a rack (LT1465).



LT1490 1/2" Drive 9 Piece Extension & Thin Wall Socket Kit

The LT1490 is a 9 piece 1/2" Drive Torque Extension & Thin Wall Socket Set. These tools are designed for use with a 1/2" drive impact wrench and come in a custom molded carrying case with a yearly updated wall chart (LT-1400WC). Includes the 4 extensions and the 5 thin wall sockets listed below.

EXTENSIONS

LT1400F	Yellow	65 Ft/Lbs., 90 N.N.
LT1400E	Blue	80 Ft/Lbs., 110 N.M.
LT1400C	Gray	100 Ft/Lbs., 135 N.M.
LT1400I	White	120 Ft/Lbs., 160 N.M.

THIN WALL SOCKETS

LT1490A	17mm thin wall socket
LT1490B	13/16" thin wall socket
LT1490C	19mm thin wall socket
LT1490D	21mm thin wall socket
LT1490E	7/8" this wall socket



LT1600B, M, N, O, P, R, S, T, U, W & Y Heavy Duty 3/4" & 1" Drive Wheel Truck Extensions

These heavy duty truck extensions are designed to work with a 3/4" or 1" drive impact gun and your lug nut sockets on large truck wheel nuts.

3/4" Drive Truck Extensions:

LT1600O - 175 Ft/Lbs., LT1600N - 250 Ft/Lbs.,
LT1600U - 350 Ft/Lbs., LT1600M - 475 Ft/Lbs.,

1" Drive Truck Extensions:

LT1600T - 175 Ft/Lbs., LT1600R - 250 Ft/Lbs.,
LT1600S - 350 Ft/Lbs., LT1600B - 400 Ft/Lbs.,
LT1600P - 475 Ft/Lbs., LT1600Y - 550 Ft/Lbs.,
LT1600W - 650 Ft/Lbs.



TWIST SOCKETS

Twist Sockets have a fluted design which give the sockets a tight grip to remove the most difficult fasteners. Simply place the twist socket on and twist the damaged fastener off - it's that easy. No more pounding, chisels or torches. Safe and fast removal of damaged fasteners and easy removal of the fastener from the twist socket. Available in 3/8" & 1/2" drive sizes.



6 flute



12 flute

LT 4500, LT 4501 3/8" Drive 9 Piece Twist Socket Fastener Removal Systems

This kit easily removes damaged nuts, studs, pipe nipples and bolts. Available mounted on a 3/8" rail (LT 4500) or a custom molded case (LT 4501).



LT 4510	10mm	LT 4513	13mm	LT 4516	16mm, 5/8"
LT 4511	11mm, 7/16"	LT 4514	14mm	LT 4517	17mm
LT 4512	12mm	LT 4515	15mm	LT 4519	19mm, 3/4"



LT 4600 3/8" Drive 13 Piece Twist Socket Fastener Removal System

This kit easily removes damaged nuts, studs, pipe nipples and bolts. Comes mounted on a 3/8" rail, individually packaged.



LT 4510	10mm	LT 4515	15mm	LT 4620	3/8"
LT 4511	11mm, 7/16"	LT 4516	16mm, 5/8"	LT 4621	1/2"
LT 4512	12mm	LT 4517	17mm	LT 4622	9/16"
LT 4513	13mm	LT 4519	19mm, 3/4"	LT 4623	11/16"
LT 4514	14mm				

LT 4700 3/8" Drive DEEP WELL 13 Piece Twist Socket Damaged Fastener Removal System

This kit easily removes damaged nuts, studs, pipe nipples and bolts. Ideal for times when a deep well socket is needed. Comes mounted on a 3/8" rail, individually packaged.



LT 4510-D	10mm	LT 4515-D	15mm	LT 4620-D	3/8"
LT 4511-D	11mm, 7/16"	LT 4516-D	16mm, 5/8"	LT 4621-D	1/2"
LT 4512-D	12mm	LT 4517-D	17mm	LT 4622-D	9/16"
LT 4513-D	13mm	LT 4519-D	19mm, 3/4"	LT 4623-D	11/16"
LT 4514-D	14mm				

LT 4800 3/8" Drive 7 Piece Twist Socket Oil Drain Plug Removal System

This system easily removes the most commonly used damaged oil drain plugs. Comes mounted on a 3/8" rail, individually packaged.

LT 4513	13mm
LT 4515	15mm
LT 4516	16mm, 5/8"
LT 4517	17mm
LT 4519	19mm, 3/4"
LT 4622	9/16"
LT 4822	22mm



LT 4400 1/2" Drive 6 Piece Twist Socket Removal Kit

This kit easily removes damaged nuts, studs, pipe nipples and bolts. Comes mounted on a 1/2" rail, individually packaged.

LT 4400-30	19mm, 3/4"
LT 4400-35	13/16"
LT 4400-40	7/8"
LT 4400-45	15/16"
LT 4400-50	1"
LT-400-7	Extractor Punch



LT 4850 3/8" Drive 3 Piece Twist Socket Transmission Drain Plug Removal System

This system easily removes the most commonly used damaged transmission pan bolts. Comes mounted on a 3/8" rail, individually packaged.

LT 4510	10mm
LT 4621	1/2"
LT 4851	8mm



LT 4240 1/2" Drive 5 Pc. Locking Lug Nut Twist Socket Removal Kit

Removes locked or damaged lug nuts without a key. Now 4 sizes for maximum coverage. Lug nuts are usually reusable. Works with a breaker bar or other related tool. Comes mounted on a 1/2" rail, individually packaged.



LT 4400-30	19mm, 3/4"
LT 4400-35	13/16"
LT 4400-50	1"
LT 4400-70	1 3/16"
LT-400-7	Extractor Punch

LT 4300 3 Piece Twist Socket Lug Nut Removal System

The LT 4300 3 piece Twist Socket Lug Nut Removal System is for the removal of DAMAGED/ROUNDED 3/4"/19mm, 13/16", and 21mm lug nuts (LT4200A) and the majority of OEM and after market LOCKING LUG NUTS (LT400-25). These sockets are dual sided. Works with a breaker bar or other related tool. Includes an extractor punch (LT-400-7).



LT 4350 4 Piece Twist Socket Lug Nut Removal System

Removes DAMAGED/ROUNDED 3/4" & 19mm, 13/16", and 21mm lug nuts (LT4200A). Removes the majority of OEM and aftermarket LOCKING LUG NUTS (LT400-25). Removes DAMAGED/ROUNDED 17mm lug nuts and OEM and aftermarket LOCKING LUG NUTS (LT400-17). These sockets are DUAL SIDED. Works with a breaker bar or other related tool. Includes an extractor punch (LT-400-7).



LT4200A Dual Sided Twist Socket Lug Nut Remover

The Dual Sided Twist Socket Lug Nut Remover is for the removal of damaged/rounded 3/4" & 19mm, 13/16", and 21mm lug nuts because of unsuccessful removal, rust or other damage. Works with a breaker bar or other related tool



LT400-17 Dual Sided Twist Socket Lug Nut Remover

The Dual Sided Twist Socket Remover is for the removal of DAMAGED/ROUNDED 17mm lug nuts and OEM and after market LOCKING LUG NUTS. Works with a breaker bar or other related tool.



LT400-25 Dual Sided Twist Socket Locking Lug Nut Remover

The Dual Sided Twist Socket Lug Nut Remover is for the removal of 3/4" & 19mm, 13/16", and 21mm OEM and after market locking lug nuts. Works with a breaker bar or other related tool.



LT400-27 7/8" - 1" 6 Fluted Twist Socket LT400-29 7/8" - 1" 12 Fluted Twist Socket

These 6 & 12 fluted twist sockets easily remove 7/8" and 1" damaged OEM & locking aftermarket lug nuts. Works with a breaker bar or other related tool.



LOCKOUT KITS

LT-1000 Supreme Master Automotive Lock Out Kit

The Supreme Master Auto Lock Out Tool Kit contains 18 pieces and is the ultimate product available today to handle emergency lock outs. This kit is packaged in a custom heavy duty blow molded carrying case with vinyl inserts, and includes a fully illustrated instruction manual. The LT-1000 includes model no.'s: 40, 80A, 95, 99, 100, 101, 105, 106, 108, 110, 112, 113, 114, 116, 120, 2-271's, 275.

NOW INCLUDES THE LT275 INFLATE-A-WEDGETM



LT-200 Mini Master Automotive Lock Out Kit

The Mini Master is the most comprehensive low cost kit available. Eliminates automotive lock out problems in emergency situations. This 9 piece tool kit unlocks most domestic and foreign cars and trucks on the road today. This kit includes a fully illustrated instruction manual and comes in a heavy duty vinyl carrying case. The LT-200 includes model no.'s: 40, 80A, 95, 100, 101, 105, 106, 114, 271.



LT-500 Grand Master Automotive Lock Out Kit

The Grand Master is a comprehensive 14 piece automotive lock out tool kit. It has been updated to include new specialty tools. This kit includes a fully illustrated instruction manual and comes in a heavy duty vinyl carrying case. The LT-500 includes model no.'s: 40, 80A, 95, 100, 101, 105, 106, 108, 112, 114, 118-1, 118-2, 2-271's.



LT-450 Deluxe Master Automotive Lock Out Kit

The Deluxe Master includes the Lock Tech Tool (LT108) and is a great value. Eliminates automotive lock out problems in emergency situations. This 11 piece tool kit unlocks most domestic and foreign cars and trucks on the road today. This kit includes a fully illustrated instruction manual and comes in a heavy duty vinyl carrying case. The LT-450 includes model no.'s: 40, 80A, 95, 100, 101, 105, 106, 108, 114, 2-271's.



LT-125 Easy Access Door Unlocking Kit

The LT-125 is dual sided - two tools in one - 54" long. **Whale tail tip** design tips places more working tip on lock surfaces. Grabs and catches lock more easily. Use with or without vinyl tips. Easy Access Door Unlocking Tool, two Plastic Door Wedges (LT271), and Plastic Slip Jim (LT-100). Comes packaged in a custom kraft cardboard box. Whale tail tip design is Patent Pending.



LT135 2 Piece Easy Access Kit

The LT135 is a 2 piece Easy Access Tool that collapses for easy storage. It is 53" long with a rigid design for easy through the window reach. The LT135-3B now has **whale tail tip** design for more working tip on lock surfaces. Use with or without vinyl tips. Comes in a heavy duty bag. This kit also includes Plastic Slip Jim (LT-100) and two Plastic Door Wedges (LT271).



LT145 Super Multi-Purpose Easy Access & Inflate-A-Wedge™ Kit

The LT145 is a 4 piece Easy Access Tool that collapses for easy storage. This tool screws together **WITHOUT A COUPLER** for easier access. The LT135-3B now has **whale tail tip** design tips for more working tip on lock surfaces. Use with or without vinyl tips. Includes a middle extension piece (135-3D-1) to go across the car for long reach applications. Also includes a shorter tip (135-3C) for easier use with lock buttons. Rigid design for easy through-the-window reach. This kit also includes Plastic Slip Jim (LT-100), two Plastic Door Wedges (LT271) and Inflate-A-Wedge™ (LT275).



LT-130 Easy Access Door Unlocking System

The LT-130 is dual sided - two tools in one - 54" long. **Whale tail tip** design tips places more working tip on lock surfaces. Grabs and catches lock more easily. Use with or without vinyl tips. Easy Access Door Unlocking Tool, two Plastic Door Wedges (LT271), Inflate-A-Wedge™ (LT275) and Plastic Slip Jim (LT-100). Comes packaged in a custom kraft cardboard box. Whale tail tip design is Patent Pending.




LT140 2 Piece Easy Access & Inflate-A-Wedge™ Kit

The LT140 is a 2 piece Easy Access Tool that collapses for easy storage. It is 53" long with a rigid design for easy through the window reach. The LT135-3B now has **whale tail tip** design tips for more working tip on lock surfaces. Use with or without the vinyl tips. Comes in a heavy duty vinyl bag. This kit also includes Plastic Slip Jim (LT-100), two Plastic Door Wedges (LT271) and Inflate-A-Wedge™ (LT275).



LT146 Quick Connect Lockout Kit

The LT146 has a **super strong snap and lock design** that will not come apart during use. Fast quick connections in tough lockout situations. The LT146-QB & 146-QC now have **whale tail tip** design for more working tip on lock surfaces. Adjustable 5 piece kit for 33" reach to an amazing 53" reach. This kit also includes the Inflate-A-Wedge™ (LT275), Plastic Slip Jim (LT-100) and two Plastic Door Wedges (LT271). Also available is a 15" add-on extension - LT146-QD. Patent Pending.



LT-260 6' Super Jimmy & Inflate-A-Wedge™ Kit

This kit combines the Inflate-A-Wedge™ with the 6' Super Jimmy for safe and quick opening of locked vehicle doors. NOW includes the Plastic Slip Jim (LT-100).



LT-270 6' Super Jimmy Kit

The Super Jimmy allows you to open the vehicle with the door handle, lock button or the electric lock switch. OPENS MOST VEHICLES. No disconnection of linkage or airbag activation problems. Comes with 2 plastic wedges (LT271) for safe easy use. The Super Jimmy easily bends to fit every vehicle design and breaks down for easy storage. NOW includes the Plastic Slip Jim (LT-100).



LT271 Plastic Door Wedge

Dual use. Safely separates the door panel from the vehicle window. Holds door window during window regulator work.



LT275 Inflate-A-Wedge™

The unique Inflate-A-Wedge™ allows you to safely separate the door frame from the vehicle body to insert a tool and unlock a vehicle.



LT276 Self Locking Door Wedge

The washboard design surface of wedge self locks in door. Will not slide out of door during unlocking. Great when inserting inflatable air wedges. Extra wide for extra leverage. Use it with or without on air wedge. Great for window regulator installation. Holds glass steady against window rubber stripping.



LOCKOUT PICKS

LT-290 European & Asian Rocker Lock Pick Set

A six piece set of rocker picks designed for European and Japanese vehicles. Not for use on transponder based anti-theft ignition systems.



LT-310 Chrysler Automotive Rocker Lock Pick Set

A six piece pick set will open door & trunk locks and start Chrysler vehicles from 1969-1999, including tilt columns. Not for use with the Smart Key anti-theft ignition systems.



LT-300 Ford Automotive Rocker Lock Pick Set

A five piece pick set opens door and trunk locks of Ford, Lincoln and Mercury cars, vans & trucks for model years 1969-1999. To start ignitions with 10-cut locks (1984 ½ - 1996) see the LT-78 on page 16. Not for use on transponder based passive anti-theft systems.



LT-320 European & Asian Automotive Lock Pick Set

A six piece set designed for foreign wafer locks found in most Japanese and European vehicles. Includes Harpoon pick to remove broken keys from auto locks. Not for use on transponder based anti-theft ignition systems.



LT-620 Grand Master Lock Pick Set

The ultimate pick set containing 35 picks, including the LT-280, LT-290, LT-300, LT-310, LT-320, as well as the LT-330 tension wrench and LT-106 gas cap pick tool packaged in a custom leatherette case.



LT-340 Master Lock Pick Set

A complete pick set containing 17 picks, including the LT-300, LT-310, LT-320, as well as the LT-330 tension wrench and LT-106 gas cap pick tool packaged in a custom leatherette case.



LT-340A AutoMaster Super Lock Pick Set

A complete master pick set containing 23 picks, including the LT-290, LT-300, LT-310, LT-320, as well as the LT-330 tension wrench and LT-106 gas cap pick tool packaged in a custom leatherette case.



LT-280 GM Rocker Lock Pick Set

The GM Rocker Lock Pick Set consists of twelve double ended, single sided rocker picks. This creates 24 combinations covering the one-thousand plus possible key cut configurations for GM side bar locks. The LT-280 will work on many GM steering column, trunk and door locks. Not for use with 10-cut ignitions or ignition systems equipped with PassKey.



MISCELLANEOUS

LT-230 Magnetic Nut Holder

The LT-230 Magnetic Nut Holder has a flexible stainless steel body with pivoting magnetic head to reduce the risk of losing hard to reach nuts. Clips onto open and box end wrenches. The LT-230 Magnetic Nut Holder fits 3/8" - 3/4" and 10mm - 19mm wrenches. Also available in 12 pack display (LT-230-12).



LT-840 Air Hammer Wrench Driver

Use your air hammer to drive your wrenches in difficult and hard to reach areas. Long reach - 19 1/2". Fits any wrench. Use on crank pulley bolts, fan clutches, and any inaccessible bolt or fastener. New and improved with no welding. Fully machined from bar stock steel.



LT2650 Transmission Popper

The LT2650 shifts transmissions into neutral from under hood with no key. Use pry bar fork end to separate transmission shift cable from transmission selector gear. Slide hole on end of pry bar over shift cable retaining pin on transmission selector gear to move selector gear into NEUTRAL position. Two tools in one - use fork end of tool to pop out body panel grommets. Great for moving or towing vehicles with no key. Must have tool for auto recovery. 24" long with angled tip for easy operation



NEW PRODUCT



LT265 Dual Sided Universal Oil Cap Removal Tool

Oil caps on Toyota, Nissan, Hyundai and many imports are made of plastic and are the most difficult to remove. Easily removes oil caps without damaging them. Slotted end fits Toyota and most single fin caps. Double prong side fits into slotted notched sides of Nissan caps. Use it every day checking and changing oil.



DOUBLE PRONG SIDE IN USE

LT-720 Radiator Drain Plug Remover

Removes most GM, Foreign and other domestic radiator drain plugs from plastic radiators. The LT-720 radiator drain plug remover easily does the job and can be used with a 1/4" extension.




LT730 Subaru Axle Pin Removal Tool

The LT730 removes and installs roll pins for easy axle removal. This tool has a magnetized tip to help the roll pin from falling into hidden access areas around axle. The magnetized tip holds new roll pin for easy alignment and insertion into new axle. Works on all AWD Subaru trans-axle assemblies.



LT598 5 Piece SAE Shockit Socket Kit

Shock loose frozen nuts and bolts. Ideal for hard to reach situations. Custom design, punch/chisel included. Custom punch delivers 100% of shock force to the nut/bolt head. Magnetic socket storage rail included. Includes 5 popular SAE sizes -



IN USE

LT599 9 Piece Metric Shockit Socket Kit

The LT599 will shock loose frozen nuts and bolts. Ideal for hard to reach work areas. Custom punch designed for air hammer use. Packaged in a custom see-through blow molded case. Includes 9 popular metric sizes -

10mm 15mm
11mm 16mm
12mm 17mm
13mm 19mm
14mm



SEE THRU CASE



IN USE

LT735 Chrysler/Dodge Minivan Universal Joint Steering Shaft Assembly Roll Pin Remover

Works on all Chrysler/Dodge minivans plus most other front wheel drive universal joint steering shaft assemblies connected with a roll pin. Works with air impact chisel. Magnetic tip aids in removal and insertion of roll pins. Machined from hardened tool steel for years of service. A must-have tool when doing Rack and Pinion Steering Gear work.



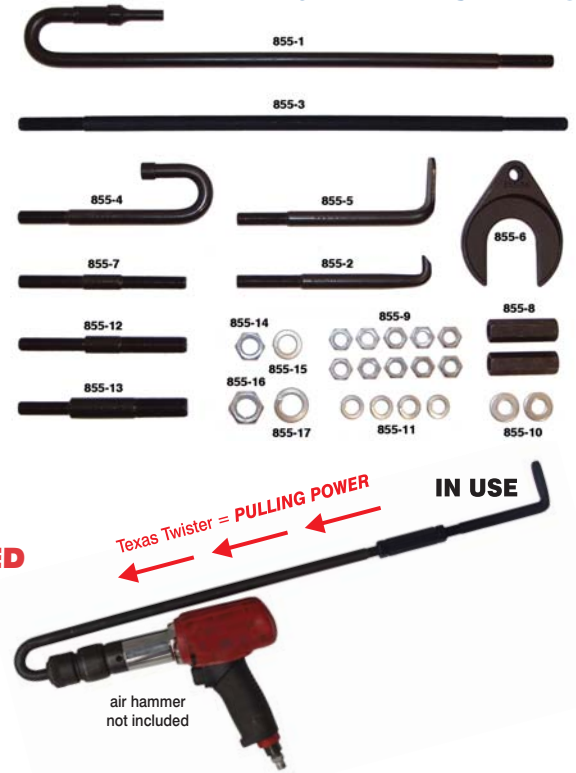
IN USE

LT855 Texas Twister Air Hammer Pulling Kit

PATENT #7,036,211
ADDITIONAL PATENTS PENDING

Now you can convert your air hammer into a pneumatic slide hammer with the Texas Twister. Simply snap the Texas Twister curved air bit into the collet of your hammer with one of the bits attached. Reverse the air hammer handle in your hand now using thumb to push the hammer trigger. Feel the 3000 air hammer blows per minute tuning into new pulling power. One hand operation allows you to hold parts with your other hand. Safe controlled part removal without parts and fluids crashing to the floor. Use 21st century air hammer pulling power to get the job done SAFE, FAST & EFFICIENT instead of a slow, manually powered 19th century slide hammer. Extend the reach of the tool by using the 20" extension. **NOW INCLUDES two NEW puller connectors** - 1/2"-20 to 5/8" and 1/2"-20 to 3/4" to connect the Texas Twister to your 5/8" & 3/4" slide hammer bits and pullers. Comes packaged in a custom plastic tray with a custom black ballistic nylon carrying case.

NEW PARTS & STORAGE TRAY ADDED



LT1800 4 Piece Offset Impact Driver Set

410, 530 & 725 drivers have a 15° offset angle for greater access in tight areas. Recessed non-turning well head prevents driver slipping off stud or fastener. 990 straight 8" extra-long non-turning straight hammer head won't rotate off stud. Great for strut work, hub work, front end, exhaust, spring and suspension repair. Comes packaged in a heavy duty roll-up cordura nylon storage bag. Includes 410, 530, 725 & 990.

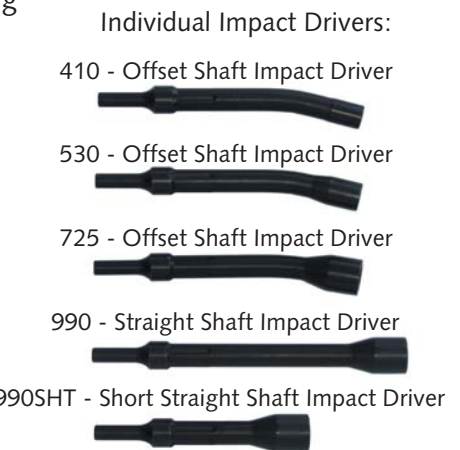


LT1810 2 Piece Offset Impact Driver Set

Our two most popular impact drivers. 725 has 15° offset machined recess well head to remove and install hard to reach stud and bolts. 990 straight 8" extra-long hammer head with non-turning slots won't rotate off work area. Ideal for under the car, struts, front end, exhaust, suspension and spring repair. Comes packaged in a heavy duty roll-up cordura nylon storage bag. Includes 725 & 990.

LT1820 3 Piece Offset Impact Driver Set

990 straight 8" extra-long non-turning slotted air hammer. 990SHT 6" short non-turning slotted air hammer. 725 offset .812 machined recessed well head to remove/install hard to reach studs and bolts. Comes packaged in a heavy duty roll-up cordura nylon storage bag. Includes 725, 990 & 990SHT.



LT1830 2 Piece Non-Turning Hammer/Impact Hammer Driver Set

990 straight 8" long non-turning slotted air hammer and 990SHT straight 6" short non-turning slotted air hammer. Non-turning machined slots won't rotate off work area. Comes packaged in a heavy duty roll-up cordura nylon storage bag. Includes 990 & 990SHT.

LT991 Hollow End Line Taps

PROBLEM: A/C and hydraulic line fitting threads become corroded over time and are damaged in disconnect process requiring complete line removal to repair.

SOLUTION: Hollow end line taps rethread female fittings without line removal. Hollow end tap slides over flared end of line easily, rethreading female connector.

Use on A/C, Brakes, Oil, Trans and heater lines and coils.



8 piece kit covers all popular sizes:

14MM
16MM
18MM
20MM
22MM
24MM
27MM
1 1/8"



LT-860 Magnetic Rechargeable Screwdriver Holster

Holds two rechargeable screwdrivers. Conveniently store your rechargeable screwdrivers near work area at all times. Securely mounts to any metal surface. Holds up to two of any popular rechargeable screwdrivers. Readily access your rechargeable screwdrivers at any time.



LT-870 Magnetic Air Hose Holder

Holds 3/8" - 1/2" shop air hose. Attaches to any metal surface close to work area. No more air hoses on floor for car to run over. No more searching and reaching for air hose. Great aid for retractable air hoses.



LT-910 Magnetic Impact Gun Holder

The LT-910 Magnetic Impact Gun Holder gives a secure place to hold your 1/2" and smaller impact gun. Use on a tool box or other flat ferrous steel surfaces anywhere in the shop. The tubular design mounts with a 160 pound magnetic force. Move it to where you need it - always handy.

impact gun not included



LT998 Hose Clamp

PROBLEM: Most mechanics have hose clamp removal tools. However, they don't work if they can't reach the compression tips of the hose clamp. This occurs often when the clamp is put on erratically at the factory or by another mechanic.

SOLUTION: Our hose clamp pliers reach around the hose to encapsulate the clamp compression tips. Our tool allows the mechanic to easily rotate the clamp to a position where he can now use his clamp removal tool or remove clamp using our tool.

NEW & IMPROVED HANDLE



LT865 Spark Plug Piston Lock

The LT865 is a must have tool when servicing timing belts and chains. This unique tool prevents the crankshaft from shifting when servicing belts and chains. Designed with a brass end to prevent damage to the piston. Replace one spark plug with the spark plug piston lock to lock up motor.



LT-220 Convert-A-Chuck Kit

Convert your 3/8" and 1/4" air ratchet to an angle head drill. Kit includes both the 3/8" (LT-205) and the 1/4" (LT-210) Jacobs Chucks, chuck key (LT-215) and a cordless screwdriver adapter (LT-217). Uses include: drilling, tapping, hole sawing, and stud removal in tight areas. Also available individually.



LT995 Timing Gear Pliers

The LT995 will allow mechanic to turn timing gear when timing belt adjustment is needed. Aids in removal and replacement of timing gears and serpentine belt pulleys. Includes 6 sets of interchangeable composite inserts which safely grip timing gear teeth. **Each composite insert now mounts and swivels on 2 pins located on the head of wrench for a secure fit and greater grip.** Performs timing gear removal by preventing rotation of timing gear sprocket while retaining nut or bolt are removed. Prevents camshaft rotation during timing gear removal eliminating valve/piston interference and subsequent damage. Securely grips all serpentine belt pulleys. US Patent No. 7,077,036B1.




LT740 Funnel Lok™

The Funnel Lok™ hands-free funnel holder is a simple, yet revolutionary tool designed to hold any standard-size funnel firmly in place--making it easy to transfer gasoline, oil, coolant, or any other fluids and powders without slipping or spilling. Provides a stable "third hand". Shaped like a pair of pliers with spring torque action, the Funnel Lok™ features four stabilizing prongs that can be inserted into any container or tank opening from 1 ¼" to 2 ¼" in size. This creates a steady base for the funnel to be held securely in place by the adjustable rings. Made of durable ABS material. Allows the air to vent, which eliminates the risk of blow back. It not only prevents spills of potentially hazardous chemicals, but its hands-free design allows containers to fully drain.



LT940 Gas Tank Fuel Pump Removal Tool

This tool removes plastic fuel pump retaining rings. Universal adjustable design fits most plastic retaining rings. **Increased length of ears and slots in ears allow for wider application for more secure fit when grabbing teeth around fuel pump retaining rings.** Prevents damage to original retaining ring. Use with a ½" drive extension and ratchet. Use to re-install old retaining ring.



PAINT & BODY

LT-800 Inflatable Dent Remover - 2 pieces

The LT-800 Inflatable Dent Remover uses hand pumped air pressure to push dents out from the inside of door and fender panels. Comes in 2 sizes: The LT-805 (8" x 8" Square Inflatable Dent Remover) is for removing dents in tight corners or along welded seams and panel edges. The LT-810 (14" x 8" Oblong Inflatable Dent Remover) is for longer more accessible large dents. Each bag has 5 feet of air hose with oversize hand pump bulb for long reach. Perfect for paintless auto body repair. Universal applications for all automotive and truck door and body panel repair. Eliminate high points caused by body slide hammers and picks. Pushes dents out to their normal shape eliminating excessive bondo and sanding work. A real material and time saver.



LT-250 Wet Sanding Block System

The LT-250 eliminates water buckets and hoses when wet sanding vehicles at your body shop. Utilizes 25 feet of plastic hose and has its own water regulator valve to control water flow. Fast, easy clean-up reduces mess on or around the vehicle. Hooks up to any standard water faucet or spigot.



LT-900 Magnetic Spray Gun Holder

The LT-900 Magnetic Spray Gun Holder will hold any cup or gravity fed spray gun without creating holes in your spray booth. The tubular design mounts to any flat steel surface with a 160 lb. magnetic force. The LT-900 is totally portable - hang it anywhere, move it any time and keep your spray booth brand new and hole free. Not just for spray booths. The LT- 900 is an all purpose magnetic holder for use on your tool box or anywhere else in the shop.



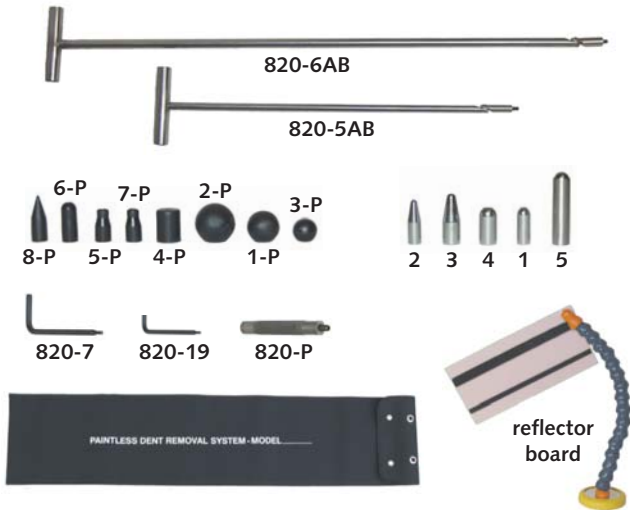
LT790 Shape Tip™ Tool

The LT790 is designed to fit securely on most pry bars. Use to roll out high spots, creases and crowns around dents. Accurately roll and massage out dents and distortions without leaving tool marks. Excellent for use with today's thin alloy metal. Great for applying tape seam sealer. Repair bumpers, glue upholstery and patch tires. Patent pending.



LT820 Paintless Dent Remover System

Affordable - a fraction of the price of current PDR sets. Easy to master – training DVD included. Stainless steel solid rod construction with EDM lockable swivel tips. A breakthrough in PDR technology. Thirteen interchangeable stainless and plastic tips - swivel head action. Replaces hundred plus obsolete PDR tools. Magnetic reflector board included. Add PDR profit center to any automotive repair center. You don't have to be an auto body man to do PDR. **See it work on our web site.** US Patent No. 6,543,270.



LT825D Roller Rod Paintless Dent Removal Kit

The LT825D is the leader in roller rod paintless dent removal technology. Finally a PDR kit made easy for you to master. Includes seven interchangeable tips and five stainless steel rods for over 35 rod & tip combinations. Includes a get started training DVD. All 13 pieces fit in a durable custom blow molded black carrying case. This kit will make a new PDR profit center for any auto tech.

