



**KUKKO**  
Tool factory

A world **in motion**  
since 1919!

**TURNUS**



# General catalogue

TURNUS tool program

EN  
2017/2018





# KUKKO tool factory a world in motion since 1919!

**KUKKO-Werkzeugfabrik Kleinbongartz & Kaiser oHG is the manufacturer of extractor tools for users in trade and industry.**

In 1919, Kleinbongartz & Kaiser oHG, the core company of today's KUKKO Group, was founded by Alfred Kleinbongartz and his brother-in-law Emil Kaiser in Remscheid, the centre of the German tool industry.

As of October 2013, the company location is in Hilden. KUKKO has been an independent, owner-run family company for four generations and is one of the world's leading producers of extractor tools of all kinds.

From the very beginning, KUKKO specialized in the development and manufacturing of extractor tools for the non-destructive dismantling of gears, bearings, ball bearings and similar components in all areas of technology.

To this day, the product lines, extractor tools and dismantling tools are the core business of the KUKKO Group.

Numerous German and foreign patents, registered designs, and utility models bear witness to the intensive, continuous and successful development work.






# Hilden Logistics Center

**State-of-the-art storage technology - Global distribution - Supply capability as a success factor**

An optimized organization, state-of-the-art data technology and the new, automated small parts warehouse at the Hilden location guarantee that 95 per cent of customer orders received at the factory are shipped within 24 hours. In the tool industry, this warehouse is the most modern of its kind. In addition to shipping, it also supplies our company's production.





# Innovation, competence, quality, service and customer proximity

**have for decades been the foundation of the company's success in the world's markets. More than 60% of production is exported and sold worldwide in more than 100 countries.**

The success with more than 150 extractor types in more than 500 different implementation sizes has, over time, resulted in the KUKKO brand name becoming synonymous with extractor tools.

Strict adherence to the requirements of the customer benefit – as well its modernity, high technical competence, significant financial power, and timely customer service – has made KUKKO an esteemed partner of the retail trade and one of the top European system suppliers in the workshop area of the automotive industry.

# 4

## Design and modeling

**3D printing technology in the early design phase**

The tradition of technical drawing on paper was digitalized a long time ago. Today, an engineer can use professional CAD applications for the design and construction of technical solutions. They can be used to create a virtual model of three-dimensional objects using a computer. One great advantage here is the spatial representation of the object as needed.



Meanwhile, it is also possible to quickly create the previously produced 3D model with cutting-edge printing technology early on in the design phase.







# Knowledge management


## Shorter distances, faster design

With the integration of Confluence into the operation, the current design status of any product can be viewed at any time. Using defined data on deadlines and allocation to teams and people, what is missing, who is responsible, and when the task must be completed can all be seen at a glance.

The schedule for the development of a new tool is designed and established from the start through to completion. The clear allocation of tasks and their due dates help prevent unnecessary down times. The development phase is significantly optimized with Confluence.

The customer can also see the transparency of the product development. Specific customer projects can always be monitored and, if necessary, immediately corrected.

*Project status and deadlines globally visualized.*





## Information about the KUKKO product range

We have made plenty of information available for you in the download area. You will find detailed information and application videos concerning the product.



Would you like to order spare parts? You can do this quickly and easily, because almost all the components are available and numbered as spare parts. In the service area of our homepage, you will find the spare parts list for downloading.



## KUKKO catalogue

**The primary product areas at KUKKO are pulling, fitting and removal of ball bearings, nut splitting, extractors, thread repair, wrenches and striking tools.**










Are you looking for the right puller? The KUKKO product range includes the appropriate tools for your application. Whether pullers, nut splitters or wrenches, KUKKO supplies tools with the top quality you expect. Our website also offers you fast access to all KUKKO products via the KUKKO Products tab.



# Content

## Inhalt

---

	<b>01</b>	Vises.....	<b>08</b>	<b>01</b>
	<b>02</b>	Clamps.....	<b>14</b>	<b>02</b>
	<b>03</b>	Bench vises.....	<b>40</b>	<b>03</b>
	<b>04</b>	Screwdriver.....	<b>46</b>	<b>04</b>
	<b>05</b>	Hex keys.....	<b>54</b>	<b>05</b>
	<b>06</b>	Punching and cutting.....	<b>74</b>	<b>06</b>
	<b>07</b>	Signing and marking.....	<b>88</b>	<b>07</b>
	<b>08</b>	Non-sparking tools.....	<b>102</b>	<b>08</b>
	<b>09</b>	Others.....	<b>110</b>	<b>09</b>
		Index.....	<b>120</b>	





# Vises

## Feilkloben


### 01

Hand vises.....	<b>10</b>	01
Hand vises with wrench.....	<b>10</b>	02
Hand vises for machines.....	<b>12</b>	03
Tire and saw sharpening vises.....	<b>12</b>	04
Small stem file vises.....	<b>13</b>	05
Tapered hand vises.....	<b>13</b>	06
		07
		08
		09

## Hand vises for machines

With wide jaw, for clamping workpieces.

# 101







### Description

- Bracket from sturdy, alloyed, hardened and tempered steel, galvanized.
- Joint guide.
- Covered, captive round steel spring.
- Internal side of the jaw is serrated with prismatic incision.
- Wingnut

### Advantage

- Universal application.
- Extremely robust.

Art.-No.		 mm	 mm	 mm	
<b>101-100</b>	-535049	18	40	100	1
<b>101-120</b>	-535124	22	45	120	1
<b>101-130</b>	-535209	25	48	130	1
<b>101-145</b>	-535384	28	52	145	1
<b>101-160</b>	-535469	35	58	160	1
<b>101-180</b>	-535537	40	60	180	1
<b>101-200</b>	-535612	45	65	200	1

## Hand vises with wrench

With wide jaw, hexagonal nut and wrench for clamping workpieces.

# 103







### Description

- Bracket from sturdy, alloyed, hardened and tempered steel, galvanized.
- Joint guide.
- Covered, captive round steel spring.
- Internal side of the jaw is serrated with prismatic incision.
- Wingnut

### Advantage

- Quick attachment using wrench.
- Universal application.
- Extremely robust.

Art.-No.		 mm	 mm	 mm	
<b>103-160</b>	-909833	35	58	160	1
<b>103-180</b>	-527952	40	60	180	1
<b>103-200</b>	-528034	45	65	200	1





**Hand vises, double strong**

With wide jaw, hexagonal nut and wrench for clamping workpieces.

106







**Description**

- Bracket from sturdy, alloyed, hardened and tempered steel, galvanized.
- Joint guide.
- Covered, captive round steel spring.
- Internal side of the jaw is serrated with prismatic incision.

**Advantage**

- Quick attachment using wrench.
- Universal application.
- Extremely rugged design.

Art.-No.		 mm	 mm	 mm	
<b>106-180</b>	-528782	40	68	180	1
<b>106-200</b>	-528867	45	70	200	1

**Hand vises for installers**

With wide jaw, hexagonal nut and wrench for clamping workpieces.

107







**Description**

- Bracket from sturdy, alloyed, hardened and tempered steel, galvanized.
- Joint guide.
- Covered, captive round steel spring.
- Serrated surface inside the jaw.

**Advantage**

- Quick attachment using wrench.
- Universal application.
- Extremely robust.

Art.-No.		 mm	 mm	 mm	
<b>107-200</b>	-528942	50	85	200	1

- 01
- 02
- 03
- 04
- 05
- 06
- 07
- 08
- 09

### All-steel clamps

With wide jaw, hexagonal nut and wrench for clamping workpieces.

# 109







#### Description

- Bracket from sturdy, alloyed, hardened and tempered steel, galvanized.
- Joint guide.
- Covered, captive round steel spring.
- Internal side of the jaw is serrated with prismatic incision.
- Wingnut

#### Advantage

- Quick attachment using wrench.
- Universal application.
- Extremely robust.

Art.-No.		 mm	 mm	 mm	
<b>109-160</b>	-529024	40	65	160	1
<b>109-180</b>	-529109	40	70	180	1
<b>109-200</b>	-529284	50	80	200	1
<b>109-250</b>	-529369	60	90	250	1

### Small stem file vises

With pointed jaw for clamping workpieces in combination with series 520

# 112







#### Description

- Bracket from sturdy, alloyed, hardened and tempered steel, galvanized.
- Joint guide.
- Covered, captive round steel spring.

#### Advantage

- Universal application.
- Extremely robust.

Art.-No.		 mm	 mm	 mm	
<b>112-125</b>	-529444	30	30	125	1
<b>112-150</b>	-529512	35	40	150	1



**Small stem file vises**

With fine jaws for clamping particularly fine workpieces.

113






**Description**

- Bracket from sturdy, alloyed, hardened and tempered steel, galvanized.
- Joint guide.
- Covered, captive round steel spring.
- Internal side of the jaw is serrated with prismatic incision.
- Wingnut

**Advantage**

- Secure hold thanks to knurled handle.
- Universal application.
- Extremely robust.

Art.-No.		 mm	 mm	
<b>113-115</b>	-599232	16	115	1
<b>113-116</b>	-589745	7	115	1
<b>113-130</b>	-599317	20	130	1
<b>113-131</b>	-589820	10	130	1

**Hydraulics**

With pointed jaw for clamping workpieces.

102







**Description**

- Bracket from sturdy, alloyed, hardened and tempered steel, galvanized.
- Joint guide.
- Covered, captive round steel spring.
- Serrated surface inside the jaw.
- Wingnut

**Advantage**

- Universal application.
- Extremely robust.

Art.-No.		 mm	 mm	 mm	
<b>102-120</b>	-527617	20	13	120	1

- 01
- 02
- 03
- 04
- 05
- 06
- 07
- 08
- 09





# Clamps

## Schraubzwingen

### 02

All-steel clamps.....	<b>16</b>
All-steel clamps quick lever.....	<b>19</b>
Heavy all-steel clamps.....	<b>19</b>
Malleable cast iron clamps.....	<b>22</b>
Malleable cast iron clamps.....	<b>26</b>
Low torque cast iron screw clamps.....	<b>29</b>
Displays.....	<b>31</b>
C-clamps.....	<b>32</b>
Clamps for metalwork.....	<b>34</b>
Clamps for ground and welding work.....	<b>36</b>
Wood clamps and Glue pliers.....	<b>38</b>
One hand tension and spreading clamps.....	<b>39</b>
Auxiliary clamp.....	<b>39</b>

01

02

03

04

05

06

07

08

09



**All steel clamp VIRIDIS with 3K comfort handle**

For pressing and clamping several workpieces.

**469+**






**Description**

- Tension power of up to 5,000 N.
- 3-part handle.
- Pressure plate with integrated spindle lock.
- Trapezoidal threaded spindle, gun-metal finished.
- Fixed clamp treated with cold-formed sectional steel.

**Advantage**

- 3-part handle for maximum transfer of force, even when hands are wet or greasy.
- Pressure plate with integrated spindle lock prevents loosening if the workpiece vibrates.
- Smooth-running trapezoidal spindles for even better transfer of force.

Art.-No.		 mm	 mm	
<b>469+0100-050</b>	-018658	100 x 50	11,5 x 5,7	10
<b>469+0200-050</b>	-019334	200 x 50	11,5 x 5,7	10
<b>469+0300-050</b>	-020804	300 x 50	11,5 x 5,7	10
<b>469+0120-060</b>	-018726	120 x 60	13,5 x 6,5	10
<b>469+0200-060</b>	-019716	200 x 60	13,5 x 6,5	10
<b>469+0300-060</b>	-020842	300 x 60	13,5 x 6,5	10
<b>469+0160-080</b>	-018771	160 x 80	16 x 7,5	10
<b>469+0200-080</b>	-020156	200 x 80	16 x 7,5	10
<b>469+0300-080</b>	-020910	300 x 80	16 x 7,5	10
<b>469+0400-080</b>	-021832	400 x 80	16 x 7,5	10
<b>469+0200-100</b>	-020224	200 x 100	19,5 x 9,5	10
<b>469+0250-100</b>	-020392	250 x 100	19,5 x 9,5	10
<b>469+0300-100</b>	-021078	300 x 100	19,5 x 9,5	10
<b>469+0400-100</b>	-021900	400 x 100	19,5 x 9,5	10
<b>469+0250-120</b>	-020460	250 x 120	22 x 10,5	10
<b>469+0300-120</b>	-021214	300 x 120	22 x 10,5	10
<b>469+0400-120-S</b>	-548506	400 x 120	22 x 10,5	10
<b>469+0600-120-S</b>	-548513	600 x 120	22 x 10,5	10
<b>469+0300-140</b>	-021764	300 x 140	25 x 12	10
<b>469+0400-120</b>	-021986	400 x 120	25 x 12	5
<b>469+0500-120</b>	-022068	500 x 120	25 x 12	5
<b>469+0600-120</b>	-022204	600 x 120	25 x 12	5
<b>469+0800-120</b>	-022372	800 x 120	27 x 13	5
<b>469+1000-120</b>	-022419	1000 x 120	27 x 13	5
<b>469+1250-120</b>	-022518	1250 x 120	27 x 13	1
<b>469+1500-120</b>	-022525	1500 x 120	27 x 13	1

**All steel screw clamps VIRIDIS with wood handle**




For pressing and clamping several workpieces.

**469****Description**

- Tension power of up to 5,000 N.
- Wooden handle
- Pressure plate with integrated spindle lock.
- Trapezoidal threaded spindle, gun-metal finished.
- Fixed clamp treated with cold-formed sectional steel.

**Advantage**

- No risk of injury from ridges thanks to covered grip attachment in the wooden handle.
- Pressure plate with integrated spindle lock prevents loosening if the workpiece vibrates.
- Smooth-running trapezoidal spindles for even better transfer of force.

Art.-No.		 mm	 mm	
<b>469-0100-050</b>	-140304	100 x 50	11,5 x 5,7	10
<b>469-0200-050</b>	-022822	200 x 50	11,5 x 5,7	10
<b>469-0300-050</b>	-023676	300 x 50	11,5 x 5,7	10
<b>469-0120-060</b>	-022686	120 x 60	13,5 x 6,5	10
<b>469-0200-060</b>	-022990	200 x 60	13,5 x 6,5	10
<b>469-0300-060</b>	-023744	300 x 60	13,5 x 6,5	10
<b>469-0160-080</b>	-022754	160 x 80	16 x 7,5	10
<b>469-0200-080</b>	-023058	200 x 80	16 x 7,5	10
<b>469-0300-080</b>	-023812	300 x 80	16 x 7,5	10
<b>469-0400-080</b>	-024598	400 x 80	16 x 7,5	10
<b>469-0200-100</b>	-023126	200 x 100	19,5 x 9,5	10
<b>469-0250-100</b>	-023232	250 x 100	19,5 x 9,5	10
<b>469-0300-100</b>	-023980	300 x 100	19,5 x 9,5	10
<b>469-0400-100</b>	-024666	400 x 100	19,5 x 9,5	10
<b>469-0250-120</b>	-023294	250 x 120	22 x 10,5	10
<b>469-0300-120</b>	-024116	300 x 120	22 x 10,5	10
<b>469-0400-120-S</b>	-548520	400 x 120	22 x 10,5	10
<b>469-0600-120-S</b>	-548537	600 x 120	22 x 10,5	10
<b>469-0300-140</b>	-024284	300 x 140	25 x 12	10
<b>469-0400-120</b>	-024734	400 x 120	25 x 12	5
<b>469-0500-120</b>	-024802	500 x 120	25 x 12	5
<b>469-0600-120</b>	-024970	600 x 120	25 x 12	5
<b>469-0800-120</b>	-025038	800 x 120	27 x 13	5
<b>469-1000-120</b>	-025106	1000 x 120	27 x 13	5
<b>469-1250-120</b>	-025274	1250 x 120	27 x 13	1
<b>469-1500-120</b>	-025342	1500 x 120	27 x 13	1

01

02

03

04

05

06

07

08

09

**All steel clamp VIRIDIS with locking handle**

For clamping and pressing several workpieces.




# 469K


**Description**

- Tension power of up to 5,000 N.
- Locking handle
- Pressure plate with integrated spindle lock.
- Trapezoidal threaded spindle, gun-metal finished.
- Fixed clamp treated with cold-formed sectional steel.

**Advantage**

- Pressure plate with integrated spindle lock prevents loosening if the workpiece vibrates.
- Smooth-running trapezoidal spindles for even better transfer of force.

Art.-No.		 mm	 mm	
<b>469K0160-080</b>	-025410	160 x 80	16 x 7,5	10
<b>469K0200-100</b>	-025519	200 x 100	19,5 x 9,5	10
<b>469K0250-120</b>	-025588	250 x 120	22 x 10,5	10
<b>469K0300-140</b>	-025656	300 x 140	25 x 12	10
<b>469K0400-120</b>	-026264	400 x 120	25 x 12	10
<b>469K0500-120</b>	-026646	500 x 120	25 x 12	5
<b>469K0600-120</b>	-027636	600 x 120	25 x 12	5
<b>469K0800-120</b>	-027872	800 x 120	27 x 13	5
<b>469K1000-120</b>	-027940	1000 x 120	27 x 13	5
<b>469K1250-120</b>	-028008	1250 x 120	27 x 13	5
<b>469K1500-120</b>	-028480	1500 x 120	27 x 13	1

**All steel clamp VIRIDIS with 3K comfort/flipper handle**

For clamping and pressing several workpieces.




# 469UH


**Description**

- Tension power of up to 5,000 N.
- Lever handle.
- Pressure plate with integrated spindle lock.
- Trapezoidal threaded spindle, gun-metal finished.
- Fixed clamp treated with cold-formed sectional steel.

**Advantage**

- Pressure plate with integrated spindle lock prevents loosening if the workpiece vibrates.
- Smooth-running trapezoidal spindles for even better transfer of force.

Art.-No.		 mm	 mm	
<b>469U+0200-100</b>	-028862	200 x 100	19,5 x 9,5	10
<b>469U+0250-120</b>	-028930	250 x 120	22 x 10,5	10
<b>469U+0300-140</b>	-029098	300 x 140	25 x 12	10
<b>469U+0400-120</b>	-029166	400 x 120	25 x 12	5
<b>469U+0600-120</b>	-029234	600 x 120	25 x 12	5





**All steel clamp quick lever VIRIDIS**

For fast and effortless clamping of several workpieces with high clamping pressure.

472






**Description**

- Tension power of up to 8,000 N.
- Lever handle
- Fixed clamp treated with cold-formed sectional steel.
- Hardened sliding arm, die-forged.

**Advantage**

- Larger power reserves thanks to streamlined rail profile for an even application of clamping forces, particular when the clamping width is working at full capacity.
- Up to 5 times faster than standard clamps.
- Self-locking, not affected by vibrations.
- Release lever with non-slip protection.

Art.-No.		 mm	 mm	
<b>472H0120-060</b>	-029302	120 x 60	13,5 x 6,5	10
<b>472H0160-080</b>	-030292	160 x 80	16 x 7,5	10
<b>472H0200-100</b>	-030360	200 x 100	19,5 x 9,5	10
<b>472H0250-120</b>	-030438	250 x 120	22 x 10,5	10
<b>472H0300-140</b>	-030506	300 x 140	25 x 12	10
<b>472H0400-120</b>	-030674	400 x 120	25 x 12	5
<b>472H0500-120</b>	-030742	500 x 120	25 x 12	5
<b>472H0600-120</b>	-030810	600 x 120	25 x 12	5
<b>472H0800-120</b>	-030988	800 x 120	27 x 13	5
<b>472H1000-120</b>	-031046	1000 x 120	27 x 13	5

- 01
- 02
- 03
- 04
- 05
- 06
- 07
- 08
- 09

**Heavy U-clamps**

For clamping T and double-T profiles from both sides without any allowance or supplementary support.

475-U






**Description**

- Tension power of up to 12,000 N.
- Locking handle
- Moving special push cap.
- Hexagonal spindle.
- Trapezoidal threaded spindle, gun-metal finished.

**Advantage**

- Moving special press cap enables sloping workpieces up to 35° to be clamped.
- Hexagonal design enables a wrench, ratchet spanner or impact wrench to be used.
- Smooth-running trapezoidal spindles for even better transfer of force.

Art.-No.		 mm	 mm	
<b>476K0300-140</b>	-003432	300x40	30x15	10

**All steel clamp VIRIDIS with locking handle**





# 473K


**Description**

- Tension power of up to 8,500 N.
- Locking handle
- Moving special push cap.
- Hexagonal spindle.
- Trapezoidal threaded spindle, gun-metal finished.

**Advantage**

- Moving special press cap enables sloping workpieces up to 35° to be clamped.
- Hexagonal design enables a wrench, ratchet spanner or impact wrench to be used.
- Smooth-running trapezoidal spindles for even better transfer of force.

Art.-No.		 mm	 mm	 Schlüsselweite	
<b>473K0200-120</b>	-031596	200 x 120	27 x 13	14	5
<b>473K0250-120</b>	-031664	250 x 120	27 x 13	14	5
<b>473K0300-120</b>	-031732	300 x 120	27 x 13	14	5
<b>473K0400-120</b>	-031800	400 x 120	27 x 13	14	5
<b>473K0500-120</b>	-031978	500 x 120	27 x 13	14	5
<b>473K0600-120</b>	-032036	600 x 120	27 x 13	14	5

**Heavy duty all steel fitters clamp VIRIDIS with locking handle**
**For difficult and demanding conditions when clamping workpieces in steel constructions, locksmiths, commercial vehicle construction, mechanical engineering, etc.**





# 475K


**Description**

- Tension power of up to 12,000 N.
- Locking handle
- Moving special push cap.
- Hexagonal spindle.
- Trapezoidal threaded spindle, gun-metal finished.

**Advantage**

- Moving special press cap enables sloping workpieces up to 35° to be clamped.
- Hexagonal design enables a wrench, ratchet spanner or impact wrench to be used.
- Smooth-running trapezoidal spindles for even better transfer of force.

Art.-No.		 mm	 mm	 Schlüsselweite	
<b>475K0250-120</b>	-032104	250 x 120	30 x 15	17	5
<b>475K0300-140</b>	-032272	300 x 140	30 x 15	17	5
<b>475K0500-140</b>	-032418	500 x 140	30 x 15	17	5
<b>475K0800-140</b>	-032586	800 x 140	30 x 15	17	5
<b>475K1000-120</b>	-032654	1000 x 120	30 x 15	17	5
<b>475K1250-120</b>	-032722	1250 x 120	30 x 15	17	1
<b>475K1500-120</b>	-032890	1500 x 120	30 x 15	17	1

**All steel clamp VIRIDIS with locking handle**
**For extremely difficult and demanding conditions when clamping workpieces in steel constructions, locksmiths, commercial vehicle construction, mechanical engineering, etc.**




# 480K


**Description**

- Tension power of up to 22,000 N.
- Locking handle
- Moving special push cap.
- Hexagonal spindle.
- Trapezoidal threaded spindle, gun-metal finished.

**Advantage**


- Moving special press cap enables sloping workpieces up to 35° to be clamped.
- Hexagonal design enables a wrench, ratchet spanner or impact wrench to be used.
- Smooth-running trapezoidal spindles for even better transfer of force.

Art.-No.		 mm	 mm	
<b>480K0300-175</b>	-033026	300 x 175	40 x 20	1
<b>480K0400-175</b>	-033262	400 x 175	40 x 20	1
<b>480K0500-175</b>	-033330	500 x 175	40 x 20	1
<b>480K0600-175</b>	-033408	600 x 175	40 x 20	1
<b>480K0800-175</b>	-033880	800 x 175	40 x 20	1
<b>480K1000-175</b>	-033958	1000 x 175	40 x 20	1
<b>480K1250-175</b>	-034184	1250 x 175	40 x 20	1
<b>480K1500-175</b>	-034252	1500 x 175	40 x 20	1



**TURNUS**<sup>®</sup>

A world **in motion**  
since 1919!



Heavy-duty type for **extremely high** clamping force in trade and industry

- A** • Reinforced arms for powerful clamping, with durable corrosion protection
- Soft plastic caps protect sensitive surfaces
- B** • Integrated spindle lock in pressure plate prevents spindle loosening from vibration
- C** • Integrated inner slip guard (projection 80 mm and above)
- Smooth-running Acme-thread spindle, burnished
- Safety hollow-section bar, grooved and galvanized

**VIRIDIS clamps are available in three versions:**

- Three-component comfort handle for easy application of very high clamping force without slipping, even with wet or oily hands
- Ergonomic wooden handle with covered grip attachment to prevent injuries from sharp edges
- Steel T-handle with coated ends







## Malleable cast iron clamp VIRIDIS with 3K comfort handle

For pressing and clamping several workpieces.

# 490+






### Description

- Tension power of up to 6,000 N.
- 3-part handle.
- E-coating.
- Label with information regarding clamping span.
- Pressure plate with integrated spindle lock.

### Advantage

- 3-part handle for maximum transfer of force, even when hands are wet or greasy.
- Environmentally-friendly cathode electrical dipping coating ktl for complete and even coating on the clamp.
- Quick overview of all dimensions thanks to high-quality labelling with stickers in the clamps.
- Pressure plate with integrated spindle lock prevents loosening if the workpiece vibrates.
- Soft plastic protective caps to protect sensitive surfaces on workpieces.

Art.-No.		 mm	 mm	
<b>490+0100-050</b>	-034498	100 x 50	15 x 5	10
<b>490+0150-050</b>	-034634	150 x 50	15 x 5	10
<b>490+0200-050</b>	-034870	200 x 50	15 x 5	10
<b>490+0120-065</b>	-034566	120 x 65	22 x 6	10
<b>490+0200-065</b>	-487201	200 x 65	22 x 6	10
<b>490+0300-065</b>	-035488	300 x 65	22 x 6	10
<b>490+0160-080</b>	-034702	160 x 80	22 x 6	10
<b>490+0200-080</b>	-035006	200 x 80	22 x 6	10
<b>490+0250-080</b>	-035211	250 x 80	22 x 6	10
<b>490+0300-080</b>	-035556	300 x 80	22 x 6	10
<b>490+0400-080</b>	-035846	400 x 80	22 x 6	10
<b>490+0200-100</b>	-035174	200 x 100	30 x 8	10
<b>490+0250-100</b>	-035242	250 x 100	30 x 8	10
<b>490+0300-100</b>	-035594	300 x 100	30 x 8	10
<b>490+0400-100</b>	-035853	400 x 100	30 x 8	10
<b>490+0500-100</b>	-036300	500 x 100	30 x 8	10
<b>490+0250-120</b>	-035310	250 x 120	30 x 8	10
<b>490+0300-120</b>	-035600	300 x 120	30 x 8	10
<b>490+0400-120</b>	-036096	400 x 120	30 x 8	10
<b>490+0500-120</b>	-036478	500 x 120	30 x 8	10
<b>490+0600-120</b>	-036782	600 x 120	30 x 8	5
<b>490+0800-120</b>	-037086	800 x 120	30 x 8	5
<b>490+1000-120</b>	-037604	1000 x 120	30 x 8	5
<b>490+0300-140</b>	-035617	300 x 140	35 x 9	10
<b>490+0400-140</b>	-036164	400 x 140	35 x 9	5
<b>490+0500-140</b>	-036546	500 x 140	35 x 9	5
<b>490+0600-140</b>	-036850	600 x 140	35 x 9	5
<b>490+0800-140</b>	-037154	800 x 140	35 x 9	5
<b>490+1000-140</b>	-037772	1000 x 140	35 x 9	5
<b>490+0400-175</b>	-036232	400 x 175	35 x 9	5
<b>490+0500-175</b>	-036614	500 x 175	35 x 9	1
<b>490+0600-175</b>	-036928	600 x 175	35 x 9	1
<b>490+0800-175</b>	-037222	800 x 175	35 x 9	1
<b>490+1000-175</b>	-487218	1000 x 175	35 x 9	1

**Malleable cast iron clamp VIRIDIS with wooden handle**




For pressing and clamping several workpieces.

**490****Description**

- Tension power of up to 6,000 N.
- Wooden handle
- E-coating.
- Label with information regarding clamping span.
- Pressure plate with integrated spindle lock.

**Advantage**

- No risk of injury from ridges thanks to covered grip attachment in the wooden handle.
- Environmentally-friendly cathode electrical dipping coating ktl for complete and even coating on the clamp.
- Quick overview of all dimensions thanks to high-quality labelling with stickers in the clamps.
- Pressure plate with integrated spindle lock prevents loosening if the workpiece vibrates.
- Soft plastic protective caps to protect sensitive surfaces on workpieces.

Art.-No.		 mm	 mm	
490-0100-050	-034320	100 x 50	15 x 5	10
490-0150-050	-038144	150 x 50	15 x 5	10
490-0200-050	-038212	200 x 50	15 x 5	10
490-0120-065	-037918	120 x 65	22 x 6	10
490-0200-065	-000608	200 x 65	22 x 6	10
490-0300-065	-001186	300 x 65	22 x 6	10
490-0120-080	-038076	120 x 80	22 x 6	10
490-0160-080	-038175	160 x 80	22 x 6	10
490-0200-080	-000615	200 x 80	22 x 6	10
490-0250-080	-000776	250 x 80	22 x 6	10
490-0300-080	-001193	300 x 80	22 x 6	10
490-0400-080	-001230	400 x 80	22 x 6	10
490-0500-080	-001339	500 x 80	22 x 6	10
490-0600-080	-001827	600 x 80	22 x 6	10
490-0200-100	-000622	200 x 100	30 x 8	10
490-0250-100	-001155	250 x 100	30 x 8	10
490-0300-100	-001209	300 x 100	30 x 8	10
490-0400-100	-001247	300 x 100	30 x 8	10
490-0500-100	-001438	500 x 100	30 x 8	10
490-0200-120	-000738	200 x 120	30 x 8	10
490-0250-120	-001162	250 x 120	30 x 8	10
490-0300-120	-001216	300 x 120	30 x 8	10
490-0400-120	-001254	400 x 120	30 x 8	10
490-0500-120	-001445	500 x 120	30 x 8	10
490-0600-120	-001957	600 x 120	30 x 8	5
490-0800-120	-002251	800 x 120	30 x 8	5
490-1000-120	-002282	1000 x 120	30 x 8	5
490-1250-120	-002404	1250 x 120	30 x 8	5
490-1500-120	-002572	1500 x 120	30 x 8	5
490-0300-140	-001223	300 x 140	35 x 9	10
490-0400-140	-001261	400 x 140	35 x 9	5
490-0500-140	-001452	500 x 140	35 x 9	5
490-0600-140	-002169	600 x 140	35 x 9	5
490-0800-140	-002268	800 x 140	35 x 9	5
490-1000-140	-002299	1000 x 140	35 x 9	5
490-0400-175	-001278	400 x 175	35 x 9	5
490-0500-175	-001605	500 x 175	35 x 9	1
490-0600-175	-002244	600 x 175	35 x 9	1
490-0800-175	-002275	800 x 175	35 x 9	1
490-1000-175	-002305	1000 x 175	35 x 9	1

01

02

03

04

05

06

07

08


09



## Malleable cast iron clamp VIRIDIS with locking handle

For pressing and clamping several workpieces.

# 490K






### Description

- Tension power of up to 6,000 N.
- Locking handle
- E-coating.
- Label with information regarding clamping span.
- Pressure plate with integrated spindle lock.

### Advantage

- Environmentally-friendly cathode electrical dipping coating ktl for complete and even coating on the clamp.
- Quick overview of all dimensions thanks to high-quality labelling with stickers in the clamps.
- Pressure plate with integrated spindle lock prevents loosening if the workpiece vibrates.
- Soft plastic protective caps to protect sensitive surfaces on workpieces.
- Interior non-slip device on the sliding arm provides additional support and prevents the piece from slipping (from 80 mm outreach).

Art.-No.		 mm	 mm	
<b>490K0160-080</b>	-002657	160 x 80	22 x 6	10
<b>490K0200-100</b>	-002671	200 x 100	30 x 8	10
<b>490K0250-120</b>	-002688	250 x 120	30 x 8	10
<b>490K0300-120</b>	-002695	300 x 120	30 x 8	10
<b>490K0400-120</b>	-002718	400 x 120	30 x 8	10
<b>490K0500-120</b>	-002732	500 x 120	30 x 8	10
<b>490K0600-120</b>	-002749	600 x 120	30 x 8	5
<b>490K0800-120</b>	-002756	800 x 120	30 x 8	5
<b>490K1000-120</b>	-002770	1000 x 120	30 x 8	5
<b>490K0300-140</b>	-002701	300 x 140	35 x 9	10
<b>490K0400-175</b>	-002725	400 x 175	35 x 9	5





Malleable cast iron clamp  
VIRIDIS with 3K comfort handle

**Tension power of up to 7,000 N.**

**3-part handle.**

**E-coating.**

**Label with information regarding clamping span.**

**Pressure plate with integrated spindle lock.**

# 493+



## Malleable cast iron clamp VIRIDIS with 3K comfort handle

For pressing and clamping several workpieces.

# 493+






### Description

- Tension power of up to 7,000 N.
- 3-part handle.
- E-coating.
- Label with information regarding clamping span.
- Pressure plate with integrated spindle lock.

### Advantage

- 3-part handle for maximum transfer of force, even when hands are wet or greasy.
- Environmentally-friendly cathode electrical dipping coating ktl for complete and even coating on the clamp.
- Quick overview of all dimensions thanks to high-quality labelling with stickers in the clamps.
- Pressure plate with integrated spindle lock prevents loosening if the workpiece vibrates.
- Soft plastic protective caps to protect sensitive surfaces on workpieces.

Art.-No.		 mm	 mm	
<b>493+0400-120</b>	-002817	400 x 120	35 x 11	5
<b>493+0500-120</b>	-002824	500 x 120	35 x 11	5
<b>493+0600-120</b>	-002855	600 x 120	35 x 11	5
<b>493+0800-120</b>	-002862	800 x 120	35 x 11	5
<b>493+1000-120</b>	-002879	1000 x 120	35 x 11	5
<b>493+1250-120</b>	-003012	1250 x 120	35 x 11	5
<b>493+1500-120</b>	-003234	1500 x 120	35 x 11	5
<b>493+1800-120</b>	-003319	1800 x 120	35 x 11	1
<b>493+2000-120</b>	-003364	2000 x 120	35 x 11	1
<b>493+2200-120</b>	-003401	2200 x 120	35 x 11	1
<b>493+2500-120</b>	-003418	2500 x 120	35 x 11	1
<b>493+3000-120</b>	-003494	3000 x 120	35 x 11	1



**Malleable cast iron clamp VIRIDIS with wooden handle**

For pressing and clamping several workpieces.

493






**Description**

- Tension power of up to 7,000 N.
- Wooden handle
- E-coating.
- Label with information regarding clamping span.
- Pressure plate with integrated spindle lock.

**Advantage**

- No risk of injury from ridges thanks to covered grip attachment in the wooden handle.
- Environmentally-friendly cathode electrical dipping coating ktl for complete and even coating on the clamp.
- Quick overview of all dimensions thanks to high-quality labelling with stickers in the clamps.
- Pressure plate with integrated spindle lock prevents loosening if the workpiece vibrates.
- Soft plastic protective caps to protect sensitive surfaces on workpieces.

Art.-No.		 mm	 mm	
493-0400-120	-003562	400 x 120	35 x 11	5
493-0500-120	-004262	500 x 120	35 x 11	5
493-0600-120	-004279	600 x 120	35 x 11	5
493-0800-120	-004286	800 x 120	35 x 11	5
493-1000-120	-004293	1000 x 120	35 x 11	5
493-1250-120	-004309	1250 x 120	35 x 11	5
493-1500-120	-004316	1500 x 120	35 x 11	5
493-1800-120	-004323	1800 x 120	35 x 11	1
493-2000-120	-004330	2000 x 120	35 x 11	1
493-2200-120	-004347	2200 x 120	35 x 11	1
493-2500-120	-004354	2500 x 120	35 x 11	1
493-3000-120	-004361	3000 x 120	35 x 11	1


01  
02  
03  
04  
05  
06  
07  
08  
09



## Malleable cast iron clamp VIRIDIS with locking handle

For pressing and clamping several workpieces.

# 493K






### Description

- Tension power of up to 7,000 N.
- Locking handle
- E-coating.
- Label with information regarding clamping span.
- Pressure plate with integrated spindle lock.

### Advantage

- Environmentally-friendly cathode electrical dipping coating ktl for complete and even coating on the clamp.
- Quick overview of all dimensions thanks to high-quality labelling with stickers in the clamps.
- Pressure plate with integrated spindle lock prevents loosening if the workpiece vibrates.
- Soft plastic protective caps to protect sensitive surfaces on workpieces.
- Interior non-slip device on the sliding arm provides additional support and prevents the piece from slipping (from 80 mm outreach).

Art.-No.		 mm	 mm	
<b>493K0400-120</b>	-004378	400 x 120	35 x 11	5
<b>493K0500-120</b>	-004385	500 x 120	35 x 11	5
<b>493K0600-120</b>	-004392	600 x 120	35 x 11	5
<b>493K0800-120</b>	-004408	800 x 120	35 x 11	5
<b>493K1000-120</b>	-004415	1000 x 120	35 x 11	5
<b>493K1250-120</b>	-004460	1250 x 120	35 x 11	5
<b>493K1500-120</b>	-004477	1500 x 120	35 x 11	1
<b>493K2000-120</b>	-004484	2000 x 120	35 x 11	1
<b>493K2500-120</b>	-004491	2500 x 120	35 x 11	1
<b>493K3000-120</b>	-004507	3000 x 120	35 x 11	1



**Low torque cast iron screw clamps with 3K comfort grip**

For pressing and clamping large workpieces in construction and industry.




# 505+/509+

**Description**

- Tension power of up to 7,000 N.
- 3-part handle.
- E-coating.
- Pressure plate with integrated spindle lock.
- Trapezoidal threaded spindle, gun-metal finished.

**Advantage**

- 3-part handle for maximum transfer of force, even when hands are wet or greasy.
- Environmentally-friendly cathode electrical dipping coating ktl for complete and even coating on the clamp.
- Smooth-running trapezoidal spindles for even better transfer of force.

Art.-No.		 mm	 mm	
505+040	-944575	400 x 200	35 x 11	1
505+060	-944599	600 x 200	35 x 11	1
505+080	-944605	800 x 200	35 x 11	1
505+100	-944612	1000 x 200	35 x 11	1
506+040	-944629	400 x 250	45 x 12	1
506+060	-944636	600 x 250	45 x 12	1
506+080	-944643	800 x 250	45 x 12	1
506+100	-944650	1000 x 250	45 x 12	1
507+040	-944667	400 x 300	45 x 12	1
507+060	-944674	600 x 300	45 x 12	1
507+080	-944681	800 x 300	45 x 12	1
507+100	-944698	1000 x 300	45 x 12	1
508+040	-944704	400 x 400	45 x 12	1
508+060	-944711	600 x 400	45 x 12	1
508+080	-944728	800 x 400	45 x 12	1
508+100	-944735	1000 x 400	45 x 12	1
509+030	-944742	300 x 500	45 x 12	1
509+060	-944759	600 x 500	45 x 12	1
509+080	-944766	800 x 500	45 x 12	1

01

02

03

04

05

06

07

08

09



### Low torque cast iron screw clamps with wood handle

For pressing and clamping large workpieces in construction and industry.

# 505/509






#### Description

- Tension power of up to 7,000 N.
- Wooden handle
- E-coating.
- Pressure plate with integrated spindle lock.
- Trapezoidal threaded spindle, gun-metal finished.

#### Advantage

- No risk of injury from ridges thanks to covered grip attachment in the wooden handle.
- Environmentally-friendly cathode electrical dipping coating ktl for complete and even coating on the clamp.
- Smooth-running trapezoidal spindles for even better transfer of force.

Art.-No.		 mm	 mm	
505-040	-564995	400 x 200	35 x 11	1
505-060	-565077	600 x 200	35 x 11	1
505-080	-565152	800 x 200	35 x 11	1
505-100	-565237	1000 x 200	35 x 11	1
506-040	-565312	400 x 250	45 x 12	1
506-060	-565497	600 x 250	45 x 12	1
506-080	-565565	800 x 250	45 x 12	1
506-100	-565640	1000 x 250	45 x 12	1
507-040	-565725	400 x 300	45 x 12	1
507-060	-565800	600 x 300	45 x 12	1
507-080	-565985	800 x 300	45 x 12	1
507-100	-566067	1000 x 300	45 x 12	1
508-040	-566142	400 x 400	45 x 12	1
508-060	-566227	600 x 400	45 x 12	1
508-080	-660840	800 x 400	45 x 12	1
508-100	-566487	1000 x 400	45 x 12	1
509-030	-710194	300 x 500	45 x 12	1
509-060	-566630	600 x 500	45 x 12	1
509-080	-566715	800 x 500	45 x 12	1

### Low torque cast iron screw clamp with steel locking handle

For pressing and clamping large workpieces in construction and industry.

# 505K/509K






#### Description

- Tension power of up to 7,000 N.
- Locking handle
- E-coating.
- Pressure plate with integrated spindle lock.
- Trapezoidal threaded spindle, gun-metal finished.

#### Advantage

- Environmentally-friendly cathode electrical dipping coating ktl for complete and even coating on the clamp.
- Smooth-running trapezoidal spindles for even better transfer of force.




Art.-No.		 mm	 mm	
505K040	-772482	400 x 200	35 x 11	1
505K060	-772550	600 x 200	35 x 11	1
505K080	-772635	800 x 200	35 x 11	1
505K100	-772710	1000 x 200	35 x 11	1
506K040	-772895	400 x 250	45 x 12	1
506K060	-772970	600 x 250	45 x 12	1
506K080	-773052	800 x 250	45 x 12	1
506K100	-773137	1000 x 250	45 x 12	1
507K040	-773212	400 x 300	45 x 12	1
507K060	-773397	600 x 300	45 x 12	1
507K080	-773472	800 x 300	45 x 12	1
507K100	-773540	1000 x 300	45 x 12	1
508K040	-773625	400 x 400	45 x 12	1
508K060	-773700	600 x 400	45 x 12	1
508K080	-773885	800 x 400	45 x 12	1
508K100	-773960	1000 x 400	45 x 12	1
509K030	-774042	300 x 500	45 x 12	1
509K060	-774127	600 x 500	45 x 12	1
509K080	-771805	800 x 500	45 x 12	1



Sales display Malleable Iron cast clamps, All steel clamps (appl. wood, metal)

# TVLW-10






Art.-No.		 mm	 mm	
TVLW-10	-875312	1000	2200	1

Sales display Malleable Iron cast clamps, All steel clamps (appl. wood, metal)


# TVLW-20






Art.-No.		 mm	 mm	
TVLW-20	-875329	1000	2200	1

Sales display Malleable Iron cast clamps, All steel clamps (appl. wood, metal)

# TVLW-30



Art.-No.		 mm	 mm	
TVLW-30	-875336	1000	2200	1

Display

# 999



Art.-No.		Inhalt content	
999-000	-693367	leer / empty	1

- 01
- 02
- 03
- 04
- 05
- 06
- 07
- 08
- 09

## Clamps, drop forged

For pressing and clamping several workpieces.

# 361





### Description

- Tension power of up to 20,000 N.
- Locking handle.
- Pressure plate.
- Trapezoidal threaded spindle, gun-metal finished.
- High-quality special grade tool steel.

### Advantage

- Smooth-running trapezoidal spindles for even better transfer of force.

Art.-No.		 mm	
<b>361-025</b>	-364717	25 x 25	1
<b>361-040</b>	-364731	40 x 30	1
<b>361-050</b>	-364755	50 x 36	1
<b>361-075</b>	-364779	75 x 45	1
<b>361-100</b>	-364793	100 x 55	1
<b>361-125</b>	-364816	125 x 55	1
<b>361-150</b>	-364830	150 x 75	1
<b>361-200</b>	-364854	200 x 90	1
<b>361-250</b>	-364878	250 x 100	1
<b>361-300</b>	-364892	300 x 125	1
<b>361-350</b>	-364915	350 x 155	1

## Other clamps

For spring-loaded elastic clamping for several workpieces.

# 365





### Description

- Tension power of up to 15,000 N.
- Locking handle.
- Press cap.
- Trapezoidal threaded spindle, gun-metal finished.
- All-steel rail profile.

### Advantage

- Smooth-running trapezoidal spindles for even better transfer of force.

Art.-No.		 mm	
<b>365-050</b>	-915742	50 x 50	1
<b>365-075</b>	-915759	75 x 50	1
<b>365-100</b>	-915766	100 x 60	1
<b>365-150</b>	-915773	150 x 75	1
<b>365-200</b>	-915780	200 x 90	1
<b>365-250</b>	-915797	250 x 100	1

## C-clamps, with fine metric threads

For pressing and clamping several workpieces.

# 420





### Description

- Tension power of up to 4,000 N.
- Locking handle
- Press cap.
- Spindle with fine thread, galvanized.
- High-quality special grade tool steel.

### Advantage

- Smooth-running spindle with metric thread for an accurate transfer of force.

Art.-No.		 mm	
<b>420-028</b>	-604677	28 x 25	1
<b>420-053</b>	-604752	53 x 38	1
<b>420-078</b>	-604837	78 x 50	1
<b>420-105</b>	-604912	105 x 60	1
<b>420-130</b>	-605094	130 x 70	1
<b>420-155</b>	-667122	155 x 76	1
<b>420-206</b>	-605179	206 x 86	1





## Fairs

### KUKKO is on the spot

We are on several industry trade fairs, Innotrans, Automechanika, BearingNet Conference and Eisenwarenmesse. We always have an open ear for you. Just visit us or make an appointment at the booth.



## Parallel screw clamps

Double spindle guidance for accurate parallel adjustment of clamping surfaces.

# 430







### Description

- Tension power of up to 4,000 N.
- 2 spindles with knurled screw.
- Fine thread, gun-metal finished.
- Jaws made from high-quality steel.

### Advantage

- Smooth-running fine thread for accurate application for force.

Art.-No.		 mm	 mm	 mm	
<b>430-028</b>	-606084	0	28	50	1
<b>430-040</b>	-606169	0	40	60	1
<b>430-055</b>	-606244	0	55	75	1
<b>430-070</b>	-606329	0	70	100	1
<b>430-105</b>	-606404	0	105	135	1

## Toggle speed clamps (KANT-TWIST)

For internal and external tensioning of various profiles

# 431





### Description

- Quality steel bracket.
- Spindle with burnished trapezoidal thread.

### Advantage

- Movable jaws with prism cut.
- Strong design, high performance and long service life.

Art.-No.		 mm	
<b>431-001</b>	-606572	25	1
<b>431-002</b>	-606657	50	1
<b>431-003</b>	-606732	75	1
<b>431-004</b>	-606817	110	1
<b>431-006</b>	-606992	150	1
<b>431-009</b>	-607074	240	1
<b>431-010</b>	-607159	255	1
<b>431-012</b>	-607234	300	1

## Machine speed clamp

For strong, safe tensioning on the machine table.

# 431





### Description

- Clamping jaws made of hardened quality steel.
- Spindle with fine thread for metered tensioning.
- Locking handle for optimal transfer of force.
- Bracket made of cold-rolled quality steel, burnished.
- Steel plate for stable mounting on the machine table.

### Advantage

- Free access to the work area through clamping technique outside of the working range.
- Strong design, high performance and long service life.

Art.-No.		 mm	
<b>431-401</b>	-607494	110 x 40-80	1





**Parallel clamps**

For universal internal and external clamping of various workpiece shapes.

432







**Description**

- 2 rotating clamping blocks with three smooth surfaces and one crossed prism surface.
- Tension power of up to 3,500 N.
- Locking handle
- Trapezoidal threaded spindle, gun-metal finished.

**Advantage**

- Universal application.
- Smooth-running trapezoidal spindles for even better transfer of force.

Art.-No.		 mm	 mm	 mm	
432-001	-795252	25	15	20	5
432-002	-795337	50	33	42	5
432-003	-795412	75	35	49	5
432-004	-795580	100	58	78	5
432-006	-795665	150	110	128	5

**Machine speed clamp**

For securing workpieces on drilling benches, work tables and machine tables.

432





**Description**

- Tension regulator and release lever.
- Body of the pliers: rolled steel, very robust.
- Gripper jaws: Chromium vanadium electric steel, forged.

**Advantage**

- Highly resilient.
- One-hand operation.
- High level of tension thanks to the toggle lever transmission.

Art.-No.		 mm	
432-013	-909482	75 x 60	1

**Glueclamps**

For attaching edges to work tops.

433





**Description**

- Locking handle
- Trapezoidal threaded spindle, gun-metal finished.
- Pressure plate.
- Soft plastic protective caps.

**Advantage**

- Soft plastic protective caps to protect sensitive surfaces on workpieces.

Art.-No.		 mm	
433-070	-911713	70 x 60	1

01  
02  
03  
04  
05  
06  
07  
08  
09

### Low cast screw clamps

For earthing during welding processes. 1. Push the earthing wire through the guiding ring and secure it to the fixed clamp.

# 440







#### Description

- Tension power of up to 5,000 N.
- Locking handle
- E-coating.
- Guiding ring for the earthing wire.
- Pressure plate

#### Advantage

- Environmentally-friendly cathode electrical dipping coating ktl for complete and even coating on the clamp.
- Quick overview of all dimensions thanks to high-quality labelling with stickers in the clamps.
- Smooth-running trapezoidal spindles for even better transfer of force.

Art.-No.		 mm	 mm	 Ampere	
<b>440-150</b>	-607647	150 x 60	30 x 8	400	10
<b>440-156</b>	-032289	150 x 60	30 x 8	600	10
<b>440-158</b>	-803339	150 x 80	30 x 8	400	10

### Low cast screw clamps

For earthing during welding processes. 1. Secure the earthing wire on the rails.

# 441







#### Description

- Tension power of up to 5,000 N.
- Locking handle
- E-coating.
- Guiding ring for the earthing wire.
- Pressure plate

#### Advantage

- Environmentally-friendly cathode electrical dipping coating ktl for complete and even coating on the clamp.
- Quick overview of all dimensions thanks to high-quality labelling with stickers in the clamps.
- Smooth-running trapezoidal spindles for even better transfer of force.

Art.-No.		 Ampere	 mm	 mm	
<b>441-580</b>	-558062	250	150 x 80	22 x 6	10
<b>441-600</b>	-776367	600	200 x 100	30 x 8	10

### Pole clamps with wood handle

For earthing during welding processes.

# 441H







#### Description

- Tension power of up to 5,000 N.
- Wooden handle
- E-coating.
- Guiding ring for the earthing wire.
- Pressure plate

#### Advantage

- Environmentally-friendly cathode electrical dipping coating ktl for complete and even coating on the clamp.
- Quick overview of all dimensions thanks to high-quality labelling with stickers in the clamps.
- Smooth-running trapezoidal spindles for even better transfer of force.

Art.-No.		 Ampere	 mm	 mm	
<b>441H580</b>	-607456	250	150 x 80	22 x 6	10
<b>441H600</b>	-035679	600	200 x 100	30 x 8	10





**Ground clamp**

For earthing during welding processes.

442





**Description**

- Quality steel sheet
- Extra strong spring.

**Advantage**

- Versatile application.

Art.-No.		 Ampere	
442-400	-607807	400	5
442-600	-607982	600	5

**Miter clamps for welding**

For precise angled clamping of workpieces for welding or assembly processes.

450







**Description**

- Malleable cast iron body with smooth and secure support surfaces (90° clamping angle).

**Advantage**


- Moving clamping jaws for various material cross-section sizes.

Art.-No.		 mm	 mm	 mm	
450-050	-564735	50	50	28	1
450-100	-564810	100	100	48	1

**Welders angle clamp**

For precise angled clamping of workpieces for welding or assembly processes.

450



**Description**

- Malleable cast iron body with smooth and secure support surfaces (90° clamping angle).

**Advantage**

- Moving clamping jaws for various material cross-section sizes.

Art.-No.		 mm	 mm	 mm	
450-260	-564650	55	55	35	1

01  
02  
03  
04  
05  
06  
07  
08  
09



## Wood clamps

For pressing and clamping several workpieces, specially designed for wooden parts.

# 511






### Description

- Beechwood.
- Eccentric lever with brass bushing.
- Cork overlays.
- Steel pins to guide between sliding parts and steel rails.

### Advantage

- Non-step pressure adjustment using eccentric lever.
- Non-slip design, even on roundoffs and edges.
- Stable and robust, made from top quality beech wood and bright galvanized steel rails.
- Environmentally-friendly - wooden parts with a natural finish.
- Low unladen weight.

Art.-No.		 mm	 mm	
<b>511-200</b>	-917685	200 x 110	20 x 5	10
<b>511-300</b>	-917692	300 x 110	20 x 5	10
<b>511-400</b>	-013288	400 x 110	20 x 5	10
<b>511-600</b>	-013295	600 x 110	20 x 5	10
<b>511-800</b>	-013301	800 x 110	20 x 5	5

## Glue pliers

For securing several workpieces.

# 516






### Description

- Extra strong spring.
- Anti-slip protection made from vulcanized fiber.
- Quality steel sheet

### Advantage


- Universal application.

Art.-No.		 mm	 mm	
<b>516-110</b>	-634612	40	110	10
<b>516-155</b>	-634797	55	155	10

## Glue plier clamps

For securing several workpieces.

# 516






### Description

- Extra strong spring.
- Anti-slip protection made from vulcanized fiber.
- High-quality plastic design.

### Advantage

- Universal application.

Art.-No.		 mm	 mm	
<b>516-200</b>	-002077	50	180	10
<b>516-300</b>	-002084	75	230	10

**One hand tension and spreading clamps**

For pressing and clamping several workpieces, specially designed for wooden parts.




517

**Description**

- Tension power of up to 2,000 N.
- High-quality plastic design with steel rails.

**Advantage**

- One-hand operation for clamping and loosening with two separate operation elements.
- Tool-less conversion for separation thanks to intelligent loosening mechanism on the upper component.
- Ergonomic 2-component plastic handle behind the rails.

Art.-No.		 mm	 mm	
517-150	-014919	150 x 85	19 x 6	10
517-300	-014926	300 x 85	19 x 6	10
517-450	-014933	450 x 85	19 x 6	10
517-600	-014940	600 x 85	19 x 6	10

**Malleable cast iron clamps**

For pressing and clamping several workpieces, specially designed for home construction.




591

**Description**

- Malleable cast.
- Wooden handle.
- Moving pressure piece.

**Advantage**

- Smooth-running trapezoidal spindles for even better transfer of force.

Art.-No.		 mm	 mm	
591-105	-919122	100 x 50	15 x 5	10
591-155	-919139	150 x 50	15 x 5	10
591-158	-918187	150 x 80	25 x 6	10
591-205	-919146	200 x 50	15 x 5	10
591-208	-918194	200 x 80	25 x 6	10
591-255	-919153	250 x 50	15 x 5	10
591-258	-918200	250 x 80	25 x 6	10
591-305	-919160	300 x 50	15 x 5	10
591-308	-918217	300 x 80	25 x 6	10
591-408	-918224	400 x 80	25 x 6	10
591-508	-918231	500 x 80	25 x 6	10

**Auxiliary clamp**

When combined with the screw clamps, used to press front rails and edge rails and to clamp from three sides. Can also be used to support the sliding rails when clamping with very long screw clamps to stabilize the clamping pressure.



502

**Description**

- Wooden handle.
- Moving pressure piece.
- Clamp with screw for attachment on the screw clamp sliding rails.
- Trapezoidal threaded spindle, gun-metal finished.

**Advantage**

- Universal application.

Art.-No.		 mm	
502-400	-634124	290	1

01

02

03

04


05

06

07

08

09





# Bench vises

## 03

All-steel vises.....42

Iron cast clamps.....44

01

02

03

04


05

06

07

08

09






**All steel vises**

For clamping workpieces.

**520**



**Description**

- Gun-metal finished threaded key.
- Adjusting screws.
- Opens to the front.

**Advantage**

- Available in the colors blue, red and anthracite.

Art.-No.					
			mm	mm	
<b>520-080</b>	-609474	blau	80	100	1
<b>520-100</b>	-609542	blau	100	120	1
<b>520-125</b>	-609627	blau	125	140	1
<b>520-150</b>	-609702	blau	150	150	1
<b>520-175</b>	-609887	blau	175	175	1
<b>520-100-R</b>	-997090	rot	100	120	1
<b>520-125-R</b>	-455668	rot	125	140	1
<b>520-150-R</b>	-455880	rot	150	150	1
<b>520-175-R</b>	-035808	rot	175	175	1
<b>520-100-G</b>	-997083	grau	100	120	1
<b>520-125-G</b>	-759865	grau	125	140	1
<b>520-150-G</b>	-056179	grau	150	150	1
<b>520-175-G</b>	-759872	grau	175	175	1

**Parallel vises**

For clamping workpieces.

**525****Description**

- Made of forged steel.
- Induction-hardened, knurled jaws and smoothed surfaces.
- Gun-metal finished threaded key.
- Induction-hardened and smoothed anvil.
- Induction-hardened and smoothed sliding parts.

**Advantage**

- Replaceable pipe clamping jaws.
- Available in the colors blue, red and anthracite.

Art.-No.					
<b>525-100</b>	-925185	blau	100	125	1
<b>525-125</b>	-925192	blau	125	150	1
<b>525-150</b>	-925208	blau	150	200	1
<b>525-175</b>	-925215	blau	175	220	1
<b>525-100-R</b>	-455675	rot	100	125	1
<b>525-125-R</b>	-178796	rot	125	150	1
<b>525-150-R</b>	-813468	rot	150	200	1
<b>525-175-R</b>	-831332	rot	175	220	1
<b>525-100-G</b>	-035815	grau	100	125	1
<b>525-125-G</b>	-096991	grau	125	150	1
<b>525-150-G</b>	-097028	grau	150	200	1
<b>525-175-G</b>	-097042	grau	175	220	1

01

02

03

04

05

06

07

08


09





**Vise jaws with magnetic strips, aluminum, smooth**

Can be combined with series525 and series520.

# 545





Art.-No.		 mm	
<b>545-080</b>	-929060	80	1
<b>545-100</b>	-929077	100	1
<b>545-115</b>	-929084	115	1
<b>545-125</b>	-929091	125	1
<b>545-135</b>	-929107	135	1
<b>545-150</b>	-929114	150	1
<b>545-180</b>	-929121	180	1

**Vise jaws with magnetic strips, red felt**

Can be combined with series525 and series520.

# 545F





Art.-No.		 mm	
<b>545F100</b>	-998424	100	1
<b>545F125</b>	-914240	125	1
<b>545F150</b>	-914257	150	1
<b>545F180</b>	-029432	180	1

**Vise jaws with magnetic strips, aluminum with rubber, gray**

Can be combined with series525 and series520.

# 545G






Art.-No.		 mm	
<b>545G100</b>	-914264	100	1
<b>545G125</b>	-914271	125	1
<b>545G150</b>	-998431	150	1
<b>545G180</b>	-029456	180	1

**Vise jaws with magnetic strips, plastic, blue**

Can be combined with series525 and series520.

# 545K



Art.-No.		 mm	
<b>545K125</b>	-280864	125	1
<b>545K140</b>	-280871	140	1
<b>545K150</b>	-998448	150	1








**Vise jaws with magnetic strips, aluminum with prisms**

Can be combined with series525 and series520.

546





Art.-No.		 mm	
546-100	-929145	100	1
546-115	-929152	115	1
546-125	-929169	125	1
546-135	-929176	135	1
546-150	-929183	150	1
546-180	-929190	180	1

**Vise jaws made of aluminum**

Can be combined with series525 and series520.

550



Art.-No.		 mm	
550-080	-609962	80	5
550-100	-610029	100	5
550-115	-610104	115	5
550-125	-610289	125	5
550-135	-610364	135	5
550-150	-610449	150	5
550-180	-701512	180	5

**Pipe clamping jaws, replaceable**



For clamping round workpieces.

525



Description

- Made of forged steel.
- Induction-hardened steel.

Art.-No.			
525-101	-928988	525-100	1
525-126	-929008	525-125	1
525-151	-929022	525-150	1
525-176	-929046	525-175	1

**Rotating plate for vise**



Can be combined with series 525 and series 520.

525



Description

- Made of forged steel.
- Induction-hardened steel.

Art.-No.			
525-102	-928995	525-100	1
525-127	-929015	525-125	1
525-152	-929039	525-150	1
525-177	-929053	525-175	1

01  
02  
03  
04  
05  
06  
07  
08  
09



# Screwdriver

## 04

Screwdrivers.....	48
Picks and hooks.....	50
Screwdrivers watchmaker.....	52

01
02
03
04
05
06
07
08
09

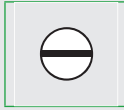




### Screwdriver slot with 2K handle

For fine and delicate screw work in electronics, precision engineering, model building and crafts.

# 171



#### Description

- 2K handle with turning cap and quick-turning zone
- High-quality chromium vanadium molybdenum steel, hardened throughout.

#### Advantage

- Sensitive and quick screwing.
- Clear reduction of screwing times in electronics and precision engineering

Art.-No.						
		mm	mm	mm	mm	
<b>171-0806</b>	-005429	0,2	0,8	60	140	12
<b>171-1206</b>	-002008	0,2	1,2	60	140	12
<b>171-1506</b>	-005443	0,25	1,5	60	140	12
<b>171-1806</b>	-005450	0,3	1,8	60	140	12
<b>171-2006</b>	-005467	0,4	2,0	60	140	12
<b>171-2506</b>	-025960	0,4	2,5	60	140	12
<b>171-2507</b>	-025977	0,4	2,5	75	155	12
<b>171-3010</b>	-025984	0,5	3,0	100	180	12
<b>171-3015</b>	-025991	0,5	3,0	150	230	12
<b>171-3024</b>	-026011	0,5	3,0	240	320	12
<b>171-3510</b>	-026028	0,6	3,5	100	180	12
<b>171-3515</b>	-026035	0,6	3,5	150	230	12
<b>171-4010</b>	-026042	0,8	4,0	100	180	12
<b>171-4015</b>	-026059	0,8	4,0	150	230	12

### Screwdriver PH with 2K handle

For fine and delicate screw work in electronics, precision engineering, model building and crafts.

# 171-PH



#### Description

- 2K handle with turning cap and quick-turning zone
- High-quality chromium vanadium molybdenum steel, hardened throughout.

#### Advantage

- Sensitive and quick screwing.
- Clear reduction of screwing times in electronics and precision engineering

Art.-No.					
			mm	mm	
<b>171-PH000</b>	-026080	PH000	60	140	12
<b>171-PH00</b>	-026073	PH00	60	140	12
<b>171-PH0</b>	-026066	PH0	60	140	12
<b>171-PH108</b>	-026097	PH1	80	160	12
<b>171-PH118</b>	-026103	PH1	185	265	12
<b>171-PH128</b>	-026110	PH1	285	365	12

### Screwdriver PZ with 2K handle

For fine and delicate screw work in electronics, precision engineering, model building and crafts.

# 171-PZ



#### Description

- 2K handle with turning cap and quick-turning zone
- High-quality chromium vanadium molybdenum steel, hardened throughout.

#### Advantage

- Sensitive and quick screwing.
- Clear reduction of screwing times in electronics and precision engineering

Art.-No.					
			mm	mm	
<b>171-PZ0</b>	-002640	PZ0	60	140	12
<b>171-PZ1</b>	-002664	PZ1	80	160	12





**Screwdriver TX with 2K handle**

For fine and delicate screw work in electronics, precision engineering, model building and crafts.

171-T



**Description**

- 2K handle with turning cap and quick-turning zone
- High-quality chromium vanadium molybdenum steel, hardened throughout.

**Advantage**

- Sensitive and quick screwing.
- Clear reduction of screwing times in electronics and precision engineering

Art.-No.					
			mm	mm	
171-T01	-002893	T01	60	140	12
171-T02	-002909	T02	60	140	12
171-T03	-002916	T03	60	140	12
171-T04	-002923	T04	60	140	12
171-T05	-002930	T05	60	140	12
171-T06	-002947	T06	60	140	12
171-T07	-998714	T07	60	140	12
171-T08	-998721	T08	60	140	12
171-T09	-998738	T09	60	140	12
171-T10	-998745	T10	80	160	12
171-T15	-998752	T15	80	160	12
171-T20	-001414	T20	100	180	12

**Hexagon precision screwdriver with 2K handle**

For fine and delicate screw work in electronics, precision engineering, model building and crafts.

171-S



**Description**

- 2K handle with turning cap and quick-turning zone
- High-quality chromium vanadium molybdenum steel, hardened throughout.

**Advantage**


- Sensitive and quick screwing.
- Clear reduction of screwing times in electronics and precision engineering

Art.-No.					
			mm	mm	
171-S07	-005016	0,7	60	140	12
171-S09	-005023	0,9	60	140	12
171-S13	-314330	1,3	60	140	12
171-S15	-895068	1,5	60	140	12
171-S20	-005054	2,0	60	140	12
171-S25	-998653	2,5	60	140	12
171-S30	-998660	3,0	60	140	12

**Hexagon precision screwdriver with ballhead and 2K handle**

For fine and delicate screw work in electronics, precision engineering, model building and crafts.

171-SK



**Description**

- 2K handle with turning cap and quick-turning zone
- High-quality chromium vanadium molybdenum steel, hardened throughout.

**Advantage**

- Sensitive and quick screwing.
- Clear reduction of screwing times in electronics and precision engineering

Art.-No.					
		mm	mm	mm	
171-SK15	-005153	1,5	60	140	12
171-SK20	-005160	2,0	60	140	12
171-SK25	-005177	2,5	60	140	12
171-SK30	-005184	3,0	60	140	12

01  
02  
03  
04  
05  
06  
07  
08  
09



### Hexagon socket wrench with 2K handle

For fine and delicate screw work in electronics, precision engineering, model building and crafts.

# 171-ST



**Description**

- 2K handle with turning cap and quick-turning zone
- High-quality chromium vanadium molybdenum steel, hardened throughout.

**Advantage**

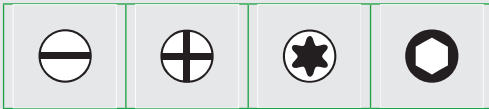
- Sensitive and quick screwing.
- Clear reduction of screwing times in electronics and precision engineering

Art.-No.					
			mm	mm	
171-ST15	-002787	1,5	60	140	12
171-ST20	-002794	2,0	60	140	12
171-ST25	-002800	2,5	60	140	12
171-ST30	-998677	3,0	60	140	12
171-ST32	-002831	3,2	60	140	12
171-ST35	-002848	3,5	60	140	12
171-ST40	-998684	4,0	60	140	12
171-ST45	-998691	4,5	60	140	12
171-ST50	-998707	5,0	60	140	12
171-ST55	-002886	5,5	60	140	12

### Precision screwdriver sets with 2K handle, in rolling case

For fine and delicate screw work in electronics, precision engineering, model building and crafts.

# 171-R



**Description**

- 2K handle with turning cap and quick-turning zone
- High-quality chromium vanadium molybdenum steel, hardened throughout.

**Advantage**

- Sensitive and quick screwing.
- Clear reduction of screwing times in electronics and precision engineering

Art.-No.						Stück pieces	
171-R006	-018115	1,5x60; 2,0x60; 2,5x75	PH00x60; PH0x60; PH1x60			6	1
171-R106	-018122			TX04; 05; 06; 07; 08; 10		6	1
171-R206	-018139				2,5; 3; 3,5; 4; 5; 5,5	6	1

### Pick with 2K handle

For loosening tight sealing discs, separating cables in a cable harness and carrying out other work in the healthcare and automotive sectors.

# 177-P



**Description**

- 2K handle with turning cap and quick-turning zone
- High-quality chromium vanadium molybdenum steel, hardened throughout.

**Advantage**

- Both more sensitive and more heavy-duty work possible.

Art.-No.					
		mm	mm	mm	
177-P000	-017538	3,5	70	155	1



**Pick 45° with 2K handle**

For loosening frozen sealing discs, splitting cables in a cable harness, and performing work in the healthcare and automotive sectors.

177-P



**Description**

- 2K handle with turning cap and quick-turning zone
- High-quality chromium vanadium molybdenum steel, hardened throughout.

**Advantage**

- Both more sensitive and more heavy-duty work possible.

Art.-No.		Ø			
		mm	mm	mm	
177-P045	-017545	3,5	70	155	12

**Pick 90° with 2K handle**

For loosening frozen sealing discs, splitting cables in a cable harness, and performing work in the healthcare and automotive sectors.

177-P



**Description**

- 2K handle with turning cap and quick-turning zone
- High-quality chromium vanadium molybdenum steel, hardened throughout.

**Advantage**

- Both more sensitive and more heavy-duty work possible.

Art.-No.		Ø			
		mm	mm	mm	
177-P090	-017552	3,5	70	155	12

**Hook with 2K handle**

For loosening tight sealing discs, separating cables in a cable harness and carrying out other work in the healthcare and automotive sectors.

177-H



**Description**

- 2K handle with turning cap and quick-turning zone
- High-quality chromium vanadium molybdenum steel, hardened throughout.

**Advantage**

- Both more sensitive and more heavy-duty work possible.

Art.-No.		Ø			
		mm	mm	mm	
177-H000	-017521	3,5	70	155	12

**Mobile hydraulic tools with 2K handle**

For loosening tight sealing discs, separating cables in a cable harness and carrying out other work in the healthcare and automotive sectors.

177-HP



**Description**

- 2K handle with turning cap and quick-turning zone
- High-quality chromium vanadium molybdenum steel, hardened throughout.

**Advantage**

- Both more sensitive and more heavy-duty work possible.

Art.-No.				Stück pieces	
177-HP04	-158132	177-P000, 177-P045, 177-P090, 177-H000	Kunststoff	4	1

01  
02  
03  
04  
05  
06  
07  
08  
09



**Screwdrivers watchmaker**

For demanding, sensitive work.

# 250-PH



**Description**

- Serrated steel handle.
- Nickel-plated.
- Blades made from high-quality chromium vanadium steel, hardened.
- End of the handle has a rotating hexagonal head.

**Advantage**

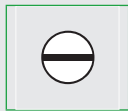
- Removable blade

Art.-No.			 mm	
<b>250-042</b>	-711672	PH0000	88	10
<b>250-043</b>	-711757	PH000	102	10
<b>250-044</b>	-711832	PH00	105	10
<b>250-045</b>	-711917	PH0	120	10

**Screwdrivers watchmaker**

For demanding, sensitive work.

# 250



**Description**

- Serrated steel handle.
- Nickel-plated.
- Blades made from high-quality chromium vanadium steel, hardened.
- End of the handle has a rotating hexagonal head.

**Advantage**

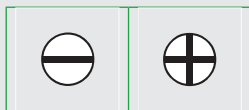
- Removable blade

Art.-No.		 mm	 mm	
<b>250-010</b>	-597580	1,0	85	10
<b>250-015</b>	-597665	1,5	88	10
<b>250-020</b>	-597740	2,0	102	10
<b>250-025</b>	-597825	2,5	105	10
<b>250-030</b>	-597900	3,0	120	10
<b>250-035</b>	-598082	3,5	120	10

**Screwdriver watchmaker with exchangeable blades**

For demanding, sensitive work.

# 250



**Description**

- Serrated steel handle.
- Nickel-plated.
- Blades made from high-quality chromium vanadium steel, hardened.
- End of the handle has a rotating hexagonal head.

**Advantage**

- Removable blade
- Interchangeable blades in the magazine.

Art.-No.				
<b>250-120</b>	-598815	1,5; 2; 2,5; 3	-	10
<b>250-130</b>	-712099	-	PH0; PH00; PH000; PH0000	10
<b>250-140</b>	-712174	1,5; 2,0; 2,5; 3,0	PH00	10





**Set of screwdrivers watchmaker**

For demanding, sensitive work.

250



**Description**

- Serrated steel handle.
- Nickel-plated.
- Blades made from high-quality chromium vanadium steel, hardened.
- End of the handle has a rotating hexagonal head.

**Advantage**

- Removable blade

Art.-No.				Stück pieces	
<b>250-500</b>	-598730	-	PH000; PH00; PH0	3	10
<b>250-520</b>	-713409	1,0; 1,5; 2,0; 3,0	PH00; PH0	6	10
<b>250-540</b>	-701444	1,0; 1,5; 2,0; 2,5; 3,0; 3,5	-	6	10
<b>250-545</b>	-713577	1,0; 1,5; 1,8; 2,3; 2,9	-	5	10

**Watchmaker screwdriver set, in wooden chest**

For demanding, sensitive work.

250



**Description**

- Serrated steel handle.
- Nickel-plated.
- Blades made from high-quality chromium vanadium steel, hardened.
- End of the handle has a rotating hexagonal head.

**Advantage**

- Removable blade

Art.-No.				Stück pieces	
<b>250-550</b>	-713652	-	PH0000; PH000; PH00; PH0	4	5
<b>250-560</b>	-599072	1,0; 1,5; 2,0; 2,5; 3,0; 3,5	-	6	5
<b>250-570</b>	-713737	1,0; 1,5; 2,0; 3,0	PH00; PH0	6	5

01  
02  
03  
04  
05  
06  
07  
08  
09



# Hex keys

## Stiftschlüssel

### 05

Offset blade screwdrivers metric.....	<b>56</b>
Offset blade screwdrivers inch.....	<b>60</b>
Offset blade screwdrivers with ballhead.....	<b>63</b>
TX-screwdrivers.....	<b>66</b>
Tamper-TX-offset blade screwdrivers.....	<b>68</b>
Tamper-TX-offset blade screwdrivers with ballhead.....	<b>69</b>
Many-toothed offset blade screwdrivers.....	<b>70</b>
Offset blade screwdrivers with a round lug.....	<b>70</b>
Hexagonal screwdrivers with T-handle dual bladed.....	<b>70</b>
Screwdrivers with grip.....	<b>71</b>

01

02

03

04

05

06

07

08


09









**Offset blade screwdriver ISO 2936 (mm)**

201



**Description**

- High-quality chromium vanadium steel 59Cr Mo V4
- Front edge, clean fit.
- Hardness and torque in accordance with ISO 2936 (DIN 911).
- Nickel-plated (copper base).

Art.-No.		 mm	 mm	 mm	
201-105	-573560	1,5	46,5	15,5	50
201-002	-573645	2,0	52,0	18,0	50
201-205	-573720	2,5	58,5	20,5	50
201-003	-573805	3,0	66,0	23,0	50
201-305	-573980	3,5	69,5	25,5	50
201-004	-574062	4,0	74,0	29,0	50
201-405	-574147	4,5	80,0	30,5	50
201-005	-574222	5,0	85,0	33,0	50
201-505	-574307	5,5	90,5	35,5	50
201-006	-574482	6,0	96,0	38,0	50
201-007	-574550	7,0	102,0	41,0	50
201-008	-574635	8,0	108,0	44,0	50
201-009	-574710	9,0	114,0	47,0	25
201-010	-574895	10,0	122,0	50,0	25
201-011	-574970	11,0	129,0	53,0	25
201-012	-575052	12,0	137,0	57,0	25
201-013	-575137	13,0	145,0	63,0	20
201-014	-575212	14,0	154,0	70,0	20
201-015	-575397	15,0	161,0	73,0	20
201-016	-575472	16,0	168,0	76,0	10
201-017	-575540	17,0	177,0	80,0	10
201-018	-575625	18,0	188,0	84,0	10
201-019	-575700	19,0	199,0	89,0	10
201-020	-575885	20,0	200,0	90,0	5
201-021	-575960	21,0	211,0	96,0	5
201-022	-576042	22,0	222,0	102,0	5
201-024	-576127	24,0	248,0	114,0	1
201-027	-576202	27,0	277,0	127,0	1
201-030	-576387	30,0	315,0	142,0	1
201-032	-576462	32,0	347,0	157,0	1
201-036	-576530	36,0	391,0	176,0	1

**Sets of offset blade screwdrivers ISO 2936**


In lockable, shockproof plastic casing.

207



**Description**

- High-quality chromium vanadium steel 59Cr Mo V4
- Front edge, clean fit.
- Hardness and torque in accordance with ISO 2936 (DIN 911).
- Nickel-plated (copper base).

Art.-No.		 mm
207-008	-597177	2,0; 2,5; 3,0; 4,0; 5,0; 6,0; 8,0; 10,0







## Sets in holders

205



## Description

- High-quality chromium vanadium steel 59Cr Mo V4
- Front edge, clean fit.
- Hardness and torque in accordance with ISO 2936 (DIN 911).
- Nickel-plated (copper base).

Art.-No.		 mm	Stück pieces	
205-101	-584870	1,5; 2,0; 2,5; 3,0; 4,0; 5,0; 6,0	7	10
205-102	-584955	2,5; 3,0; 4,0; 5,0; 6,0; 8,0	6	10
205-103	-585037	3,0; 4,0; 5,0; 6,0; 8,0; 10,0	6	10
205-104	-585112	2,5; 3,0; 4,0; 5,0; 6,0; 8,0; 10,0	7	10
205-202	-798789	2,5; 3,0; 4,0; 5,0; 6,0; 8,0	6	10
205-204	-798796	2,5; 3,0; 4,0; 5,0; 6,0; 8,0; 10,0	7	10

## Offset blade screwdriver in TURNUS-clip, comfort

In lockable, shockproof plastic casing.

215





## Description

- High-quality chromium vanadium steel 59Cr Mo V4
- Front edge, clean fit.
- Nickel-plated (copper base).

## Advantage

- The ballhead ensures problem-free screwing at an angle up to 30°.

Art.-No.		 mm	Stück pieces	
215-006	-798956	1,5; 2,0; 2,5; 3,0; 4,0; 5,0; 6,0; 8,0; 10,0	9	10

## Sets of offset blade screwdrivers



In practical plastic case for presentation in store.

203



## Description

- High-quality chromium vanadium steel 59Cr Mo V4
- Front edge, clean fit.
- Hardness and torque in accordance with ISO 2936 (DIN 911).
- Nickel-plated (copper base).

Art.-No.		 mm	Stück pieces	
203-080	-579272	2,0; 2,5; 3,0; 4,0; 5,0; 6,0; 8,0; 10,0	8	10
203-100	-579357	2; 2,5; 3; 4; 5; 6; 8; 10; 12; 14	10	10
203-208	-580087	2,0; 2,5; 3,0; 4,0; 5,0; 6,0; 8,0; 10,0	8	10

01  
02  
03  
04  
05  
06  
07  
08  
09





Sets of offset blade screwdrivers

# 204



Description

- High-quality chromium vanadium steel 59Cr Mo V4
- Front edge, clean fit.
- Hardness and torque in accordance with ISO 2936 (DIN 911).
- Nickel-plated (copper base).

Art.-No.		 mm	Stück pieces	
<b>204-808</b>	-584610	2,0; 3,0; 4,0; 5,0; 6,0; 8,0; 10,0	8	10

Sets of offset blade screwdrivers



For neat storage in the workshop.

# 201



Description


- High-quality chromium vanadium steel 59Cr Mo V4
- Front edge, clean fit.
- Hardness and torque in accordance with ISO 2936 (DIN 911).
- Nickel-plated (copper base).

Art.-No.		 mm	Stück pieces	
<b>201-909</b>	-594022	2,5; 3,0; 4,0; 5,0; 6,0; 8,0; 10,0; 12,0; 14,0	9	1







Offset blade screwdriver ISO 2936, long (mm)

204



Description

- High-quality chromium vanadium steel 59Cr Mo V4
- Front edge, clean fit.
- Hardness and torque in accordance with ISO 2936 (DIN 911).
- Nickel-plated (copper base).

Art.-No.		 mm	 mm	 mm	
204-105	-582975	1,5	91,5	15,5	50
204-002	-583057	2,0	102,0	18	50
204-205	-583132	2,5	114,5	20,5	50
204-003	-583217	3,0	129,0	23	50
204-305	-694920	3,5	140,0	25,5	50
204-004	-583392	4,0	144,0	29	50
204-405	-695187	4,5	156,0	30,5	50
204-005	-583477	5,0	165,0	33	50
204-505	-695262	5,5	175,0	35,5	50
204-006	-583545	6,0	186,0	38	50
204-007	-583620	7,0	197,0	41	50
204-008	-583705	8,0	208,0	44	50
204-009	-583880	9,0	219,0	47	50
204-010	-583965	10,0	234,0	50	50
204-011	-584047	11,0	247,0	53	20
204-012	-584122	12,0	262,0	57	20
204-013	-584207	13,0	277,0	63	20
204-014	-584382	14,0	294,0	70	20
204-017	-584467	17,0	337,0	80	5
204-019	-584535	19,0	379,0	89	5
204-022	-694685	22,0	422,0	102	5
204-024	-694760	24,0	472,0	114	1
204-027	-694845	27,0	527,0	127	1

01  
02  
03  
4  
05  
06  
07  
08  
09

Set of offset blade screwdrivers ISO 2936 L



In lockable, shockproof plastic casing.

207



Description



- High-quality chromium vanadium steel 59Cr Mo V4
- Front edge, clean fit.
- Hardness and torque in accordance with ISO 2936 (DIN 911).
- Nickel-plated (copper base).

Art.-No.		 mm	Stück pieces	
207-011	-597337	2; 2,5; 3; 4; 5; 6; 8; 10	8	10

Sets of offset blade screwdrivers ISO 2936 lang

204




Art.-No.		 mm	Stück pieces	
204-909	-594107	2,5; 3,0; 4,0; 5,0; 6,0; 8,0; 10,0; 12,0; 14,0	9	10



**Offset blade screwdriver ISO 2936 (inches)**

**238/239**



**Description**

- High-quality chromium vanadium steel 59Cr Mo V4
- Front edge, clean fit.
- Hardness and torque in accordance with ISO 2936 (DIN 911).
- Nickel-plated (copper base).

Art.-No.					
		inch	mm	mm	
238-119	-580322	3/64	41	13	100
238-127	-580407	1/20	41	13	100
238-159	-580575	1/16	47	16	100
238-198	-580650	5/64	52	18	100
238-238	-580735	3/32	58	20	100
238-277	-580810	7/64	66	23	100
238-318	-580995	1/8	66	23	100
238-357	-581077	9/64	72	26	100
238-397	-581152	5/32	74	29	100
238-476	-581237	3/16	85	33	100
238-556	-581312	7/32	91	36	100
238-635	-581497	1/4	96	38	100
238-714	-581565	9/32	102	42	50
238-794	-581640	5/16	108	44	50
238-873	-581725	11/32	114	47	50
238-953	-582142	3/8	122	50	25
239-111	-582227	7/16	130	53	25
239-127	-582302	1/2	145	63	20
239-143	-582487	9/16	154	69	20
239-159	-582555	5/8	176	76	10
239-190	-582630	3/4	199	99	10
239-220	-582715	7/8	222	102	5
239-254	-582890	1	275	125	1

**Sets of offset blade screwdrivers ISO 2936 (inches)**

In lockable, shockproof plastic casing.

**207**



**Description**

- High-quality chromium vanadium steel 59Cr Mo V4
- Front edge, clean fit.
- Hardness and torque in accordance with ISO 2936 (DIN 911).
- Nickel-plated (copper base).

Art.-No.			Stück pieces	
		inch		
207-010	-597252	5/64; 3/32; 1/8; 5/32; 3/16; 1/4; 5/16; 3/8	8	10

**Offset blade screwdriver with ballhead, in TURNUS clip (inches)**

In lockable, shockproof plastic casing.

**215**



**Description**

- High-quality chromium vanadium steel 59Cr Mo V4
- Front edge, clean fit.
- Nickel-plated (copper base).

**Advantage**

- The ballhead ensures problem-free screwing at an angle up to 30°.

Art.-No.			Stück pieces	
		inch		
215-001	-746414	1/20; 1/16; 5/64; 3/32; 1/8; 5/32; 3/16; 7/32; 1/4; 5/16	10	10







Sets in holders (inches)

205



Description

- High-quality chromium vanadium steel 59Cr Mo V4
- Front edge, clean fit.
- Hardness and torque in accordance with ISO 2936 (DIN 911).
- Nickel-plated (copper base).

Art.-No.		 inch	Stück pieces	
205-109	-585600	3/32; 1/8; 5/32; 1/4; 5/16; 3/8	7	10



Sets of offset blade screwdrivers (inches)

204



Description

- High-quality chromium vanadium steel 59Cr Mo V4
- Front edge, clean fit.
- Hardness and torque in accordance with ISO 2936 (DIN 911).
- Nickel-plated (copper base).

Art.-No.		 inch	Stück pieces	
204-809	-584795	5/64; 3/32; 1/8; 5/32; 3/16; 1/4; 5/16; 3/8	8	10

Sets of offset blade screwdrivers (inches)



In practical plastic case for presentation in store.

203



Description

- High-quality chromium vanadium steel 59Cr Mo V4
- Front edge, clean fit.
- Hardness and torque in accordance with ISO 2936 (DIN 911).
- Nickel-plated (copper base).

Art.-No.		 inch	Stück pieces	
203-110	-579685	1/20; 1/16; 5/64; 3/32; 1/8; 5/32; 1/4; 5/16; 3/8	10	10
203-280	-580162	5/64; 3/32; 1/8; 5/32; 3/16; 1/4; 5/16; 3/8	8	10

Sets of offset blade screwdrivers (inches)



For neat storage in the workshop.

202



Description

- High-quality chromium vanadium steel 59Cr Mo V4
- Front edge, clean fit.
- Hardness and torque in accordance with ISO 2936 (DIN 911).
- Nickel-plated (copper base).


Art.-No.		 inch	Stück pieces	
202-290	-694500	3/32; 1/8; 5/32; 3/16; 1/4; 5/16; 3/8; 1/2; 9/16	9	1

01  
02  
03  
04  
05  
06  
07  
08  
09



**Offset blade screw driver ISO 2936, long (inches)**

# 240/241/242



**Description**

- High-quality chromium vanadium steel 59Cr Mo V4
- Front edge, clean fit.
- Hardness and torque in accordance with ISO 2936 (DIN 911).
- Nickel-plated (copper base).

Art.-No.					
		inch	mm	mm	
240-159	-585785	1/16	92	16	50
240-198	-585860	5/64	102	18	50
240-238	-585945	3/32	114	20	50
240-318	-586027	1/8	129	23	50
240-357	-695002	9/64	140	26	50
240-397	-586102	5/32	114	29	50
240-476	-586287	3/16	165	33	50
240-556	-700942	7/32	175	36	50
240-635	-586362	1/4	186	38	50
240-714	-586447	9/32	207	42	25
240-794	-586515	5/16	208	44	25
240-873	-586690	11/32	233	47	25
240-953	-586775	3/8	234	50	25
241-111	-586850	7/16	261	53	10
241-127	-586935	1/2	293	63	10
241-429	-587017	9/16	294	69	10
241-588	-587192	5/8	336	76	5
241-905	-587277	3/4	379	89	5
242-220	-701024	7/8	422	102	5
242-540	-701109	1	525	125	1

**Set of offset blade screwdrivers ISO 2936 L (inches)**

In lockable, shockproof plastic casing.

# 207



**Description**

- High-quality chromium vanadium steel 59Cr Mo V4
- Front edge, clean fit.
- Hardness and torque in accordance with ISO 2936 (DIN 911).
- Nickel-plated (copper base).

Art.-No.			Stück pieces	
		inch		
207-012	-695910	5/64; 3/32; 1/8; 5/32; 3/16; 1/4; 5/16; 3/8	8	10

**Sales display and workshop stand (inches)**

# 204




Art.-No.			Stück pieces	
		inch		
204-990	-695347	3/32; 1/8; 5/32; 3/16; 1/4; 5/16; 3/8; 1/2; 9/16	9	10



Offset blade screwdriver with ballhead, short

214







Description

- High-quality chromium vanadium steel 59Cr Mo V4
- Front edge, clean fit.
- Nickel-plated (copper base).

Advantage

- The ballhead ensures problem-free screwing at an angle up to 30°.

Art.-No.		 mm	 mm	 mm	
214-105	-000387	1,5	46,5	15,5	50
214-002	-587437	2,0	52,0	18,0	50
214-025	-699482	2,5	58,5	20,5	50
214-003	-587680	3,0	66,0	23,0	50
214-004	-587765	4,0	74,0	29,0	50
214-005	-587840	5,0	85,0	33,0	50
214-006	-587925	6,0	96,0	38,0	50
214-007	-588007	7,0	102,0	41,0	25
214-008	-588182	8,0	108,0	44,0	25
214-010	-588267	10,0	122,0	50,0	25
214-012	-035198	12,0	137,0	57,0	50

01  
02  
03  
04  
05  
06  
07  
08  
09

Set of offset blade screwdrivers with ballhead, short

In lockable, shockproof plastic casing.

214





Description

- High-quality chromium vanadium steel 59Cr Mo V4
- Front edge, clean fit.
- Nickel-plated (copper base).

Advantage

- The ballhead ensures problem-free screwing at an angle up to 30°.

Art.-No.		 mm	Stück pieces	
214-200	-699635	2; 3; 4; 5; 6; 8; 10	8	10

Offset blade screwdriver with ballhead, in TURNUS clip

In lockable, shockproof plastic casing.

215





Description

- High-quality chromium vanadium steel 59Cr Mo V4
- Front edge, clean fit.
- Nickel-plated (copper base).

Advantage


- The ballhead ensures problem-free screwing at an angle up to 30°.

Art.-No.		 mm	Stück pieces	
215-000	-588427	1,5; 2,0; 2,5; 3,0; 4,0; 5,0; 6,0; 8,0; 10,0	9	10



**Offset blade screwdrivers with ballhead, long (mm)**

213







**Description**

- High-quality chromium vanadium steel 59Cr Mo V4
- Front edge, clean fit.
- Nickel-plated (copper base).

**Advantage**

- The ballhead ensures problem-free screwing at an angle up to 30°.

Art.-No.		 mm	 mm	 mm	
213-015	-697815	1,5	91,5	15,5	25
213-002	-588830	2,0	102,0	18,0	25
213-025	-697990	2,5	114,5	20,5	25
213-003	-589097	3,0	129,0	23,0	25
213-004	-589172	4,0	144,0	29,0	25
213-005	-589257	5,0	165,0	33,0	25
213-006	-589332	6,0	186,0	38,0	25
213-007	-669447	7,0	197,0	41,0	10
213-008	-589417	8,0	208,0	44,0	10
213-010	-589585	10,0	234,0	50,0	10
213-012	-589660	12,0	262,0	57,0	5

**Set of offset blade screwdrivers with ballhead, long**

In lockable, shockproof plastic casing.

213





**Description**

- High-quality chromium vanadium steel 59Cr Mo V4
- Front edge, clean fit.
- Nickel-plated (copper base).

**Advantage**

- The ballhead ensures problem-free screwing at an angle up to 30°.

Art.-No.		 mm	Stück pieces	
213-990	-699307	2;3;4; 5; 6; 8; 10	8	10

**Offset blade screwdriver with ballhead, long, in TURNUS clip, in SB packaging**

In lockable, shockproof plastic casing.

215





**Description**

- High-quality chromium vanadium steel 59Cr Mo V4
- Front edge, clean fit.
- Nickel-plated (copper base).

**Advantage**

- The ballhead ensures problem-free screwing at an angle up to 30°.

Art.-No.		 mm	Stück pieces	
215-002	-700607	1,5; 2,0; 2,5; 3,0; 4,0; 5,0; 6,0; 8,0; 10,0	9	10

**Offset blade screwdriver with ballhead, long, in TURNUS holder**

In lockable, shockproof plastic casing.

215





**Description**

- High-quality chromium vanadium steel 59Cr Mo V4
- Front edge, clean fit.
- Nickel-plated (copper base).

**Advantage**


- The ballhead ensures problem-free screwing at an angle up to 30°.

Art.-No.		 mm	Stück pieces	
215-003	-676032	1,5; 2,0; 2,5; 3,0; 4,0; 5,0; 6,0; 8,0; 10,0	9	20



Offset blade screwdriver with ballhead, long (inch)

213



Description

- High-quality chromium vanadium steel 59Cr Mo V4
- Front edge, clean fit.
- Nickel-plated (copper base).

Advantage

- The ballhead ensures problem-free screwing at an angle up to 30°.

Art.-No.					
		inch	mm	mm	
213-127	-698157	1/20	81	13	25
213-159	-698072	1/16	92	16	25
213-198	-698232	5/64	102	18	25
213-238	-698317	3/32	114	20	25
213-277	-698492	7/64	129	23	25
213-318	-798918	1/8	129	23	25
213-357	-698645	9/64	140	26	25
213-397	-698720	5/32	144	29	25
213-476	-698805	3/16	165	33	25
213-556	-698980	7/32	176	36	25
213-635	-798925	1/4	186	38	25
213-794	-699147	5/16	208	44	10
213-953	-798932	3/8	234	50	10
213-960	-000929	1/2	293	63	10

01  
02  
03  
04  
05  
06  
07  
08  
09

Offset blade screwdriver with ballhead, long and color coded

For simple allocation.

213



Description

- High-quality chromium vanadium steel 59Cr Mo V4
- Front edge, clean fit.
- Nickel-plated (copper base).

Advantage

- The ballhead ensures problem-free screwing at an angle up to 30°.
- Color coding makes selection even easier.

Art.-No.						
		mm	mm	mm		
213BT015	-997243	1,5	91,5	15,5		25
213BT002	-178550	2,0	102,0	18,0		25
213BT025	-997267	2,5	114,5	20,5		25
213BT003	-997182	3,0	129,0	23,0		25
213BT004	-997199	4,0	144,0	29,0		25
213BT005	-997205	5,0	165,0	33,0		25
213BT006	-997212	6,0	186,0	38,0		25
213BT008	-997229	8,0	208,0	44,0		10
213BT010	-997236	10,0	234,0	50,0		10

Offset blade screwdriver with ballhead, color coded, in holder

215BT



Description

- High-quality chromium vanadium steel 59Cr Mo V4
- Front edge, clean fit.
- Nickel-plated (copper base).

Advantage

- The ballhead ensures problem-free screwing at an angle up to 30°.
- Color coding makes selection even easier.

Art.-No.			Stück pieces	
		mm		
215BT004	-035228	1,5; 2,0; 2,5; 3,0; 4,0; 5,0; 6,0; 8,0; 10,0	9	10






**TX offset blade screwdriver**

Makes work easier and is more resistant to wear-and-tear.

# 211-TX



**Description**

- High-quality chromium vanadium steel 59Cr Mo V4
- Stability meets the requirements set out by the licenser Camcar, Textron U.S.A.

**Advantage**

- Increased torque and added safety.
- The wavelike leveling provides a larger contact surface area between the tool and the screw.

Art.-No.			 mm	 mm	
211-506	-589905	TX 6	44,5	18,5	10
211-507	-590062	TX 7	50,5	18,5	10
211-508	-590147	TX 8	51,0	19,0	10
211-509	-590222	TX 9	51,0	19,0	10
211-510	-590307	TX 10	54,0	20,0	10
211-515	-590482	TX 15	57,5	21,5	10
211-520	-695422	TX 20	61,0	23,0	10
211-525	-590635	TX 25	64,5	24,5	10
211-527	-590710	TX 27	69,5	26,5	10
211-530	-590895	TX 30	76,0	30,0	10
211-540	-590970	TX 40	83,0	33,0	10
211-545	-591052	TX 45	91,0	37,0	10
211-550	-591137	TX 50	104,0	41,0	10
211-555	-591212	TX 55	120,0	47,0	10
211-560	-591397	TX 60	134,0	52,0	10

**Set of TX-offset blade screwdrivers**

For easier work effort and reduced wear-and-tear.

# 211



**Description**

- High-quality chromium vanadium steel 59Cr Mo V4
- Stability meets the requirements set out by the licenser Camcar, Textron U.S.A.

**Advantage**

- Increased torque and added safety.
- The wavelike leveling provides a larger contact surface area between the tool and the screw.

Art.-No.			Stück pieces	
211-505	-591472	9; 10; 15; 20; 25; 27; 30; 40	8	10

**TX offset blade screwdriver, in set**

Makes work easier and is more resistant to wear-and-tear.

# 212



**Description**

- High-quality chromium vanadium steel 59Cr Mo V4
- Stability meets the requirements set out by the licenser Camcar, Textron U.S.A.

**Advantage**

- Increased torque and added safety.
- The wavelike leveling provides a larger contact surface area between the tool and the screw.

Art.-No.			Stück pieces	
212-260	-695675	9; 10; 15; 20; 25; 27; 30; 40	8	5



**Set of TX-offset blade screwdrivers**

Foe easier work effort and reduced wear-and-tear.

211



**Description**

- High-quality chromium vanadium steel 59Cr Mo V4
- Stability meets the requirements set out by the licenser Camcar, Textron U.S.A.

**Advantage**

- Increased torque and added safety.
- The wavelike leveling provides a larger contact surface area between the tool and the screw.

Art.-No.			Stück pieces	
<b>211-504</b>	-927592	9; 10; 15; 20; 25; 27; 30; 40	8	10

**TX Sets in holder**

Makes work easier and is more resistant to wear-and-tear.

212



212-258



212-259

**Description**

- High-quality chromium vanadium steel 59Cr Mo V4
- Stability meets the requirements set out by the licenser Camcar, Textron U.S.A.

**Advantage**

- Increased torque and added safety.
- The wavelike leveling provides a larger contact surface area between the tool and the screw.

Art.-No.			Stück pieces	
<b>212-258</b>	-695590	9; 10; 15; 20; 25; 27; 30; 40	8	10
<b>212-259</b>	-798901	9; 10; 15; 20; 25; 27; 30; 40	8	10

**TX offset blade screwdriver, long**

Makes work easier and is more resistant to wear-and-tear.

211-TX-L



**Description**

- High-quality chromium vanadium steel 59Cr Mo V4
- Stability meets the requirements set out by the licenser Camcar, Textron U.S.A.

**Advantage**

- Increased torque and added safety.
- The wavelike leveling provides a larger contact surface area between the tool and the screw.

Art.-No.					
			mm	mm	
<b>211-609</b>	-798871	TX 9	59,0	19,0	10
<b>211-610</b>	-779580	TX 10	65,0	20,0	10
<b>211-615</b>	-779665	TX 15	75,5	20,5	10
<b>211-620</b>	-779740	TX 20	87,0	22,0	10
<b>211-625</b>	-779825	TX 25	94,5	22,5	10
<b>211-627</b>	-790042	TX 27	105,5	25,5	10
<b>211-630</b>	-779900	TX 30	111,0	30,0	10
<b>211-640</b>	-780067	TX 40	119,0	33,0	10


01  
02  
03  
04  
05  
06  
07  
08  
09



### Tamper TX offset blade screwdriver

Makes work easier and is more resistant to wear-and-tear.

# 211



#### Description

- High-quality chromium vanadium steel 59Cr Mo V4
- Stability meets the requirements set out by the licenser Camcar, Textron U.S.A.

#### Advantage

- Increased torque and added safety.
- The wavelike leveling provides a larger contact surface area between the tool and the screw.

Art.-No.			 mm	 mm	
<b>211T509</b>	-910587	TX 9	59,0	19,0	10
<b>211T510</b>	-910594	TX 10	65,0	20,0	10
<b>211T515</b>	-910600	TX 15	75,5	20,5	10
<b>211T520</b>	-910617	TX 20	87,0	22,0	10
<b>211T525</b>	-910624	TX 25	97,5	22,5	10
<b>211T527</b>	-910631	TX 27	105,5	25,5	10
<b>211T530</b>	-910648	TX 30	111,0	30,0	10
<b>211T540</b>	-910655	TX 40	119,0	33,0	10

### Set of Tamper-TX-offset blade screwdrivers

Makes work easier and is more resistant to wear-and-tear, comes in a practical holder.

# 211



#### Description

- High-quality chromium vanadium steel 59Cr Mo V4
- Stability meets the requirements set out by the licenser Camcar, Textron U.S.A.

#### Advantage

- Increased torque and added safety.
- The wavelike leveling provides a larger contact surface area between the tool and the screw.

Art.-No.			Stück pieces	
<b>211T505</b>	-804466	9; 10; 15; 20; 25; 27; 30; 40	8	10

### Set of Tamper-TX-offset blade screwdrivers

Makes work easier and is more resistant to wear-and-tear.

# 212



#### Description

- High-quality chromium vanadium steel 59Cr Mo V4
- Stability meets the requirements set out by the licenser Camcar, Textron U.S.A.

#### Advantage

- Increased torque and added safety.
- The wavelike leveling provides a larger contact surface area between the tool and the screw.

Art.-No.			Stück pieces	
<b>212-265</b>	-927608	9; 10; 15; 20; 25; 27; 30; 40	8	10



**TX offset blade screwdriver with ballhead**

Makes work easier and is more resistant to wear-and-tear.

# 212-TX



**Description**

- High-quality chromium vanadium steel 59Cr Mo V4
- Stability meets the requirements set out by the licenser Camcar, Textron U.S.A.

**Advantage**

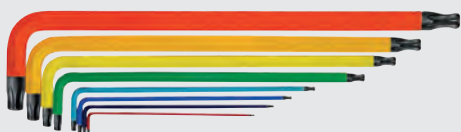
- Increased torque and added safety.
- The wavelike leveling provides a larger contact surface area between the tool and the screw.
- The ballhead ensures problem-free screwing at an angle up to 30°.

Art.-No.			 mm	 mm	
212-309	-998028	TX 9	67,0	19,0	10
212-310	-998035	TX 10	76,0	20,0	10
212-315	-998042	TX 15	86,5	20,5	10
212-320	-998059	TX 20	98,0	22,0	10
212-325	-998066	TX 25	100,5	22,5	10
212-327	-009199	TX 27	111,5	25,5	10
212-330	-998073	TX 30	125,0	30,0	10
212-340	-009281	TX 40	139,0	33,0	10
212-345	-009298	TX 45	145,0	37,0	10
212-350	-009304	TX 50	149,0	41,0	10
212-355	-998080	TX 55	157,0	47,0	10
212-360	-009328	TX 60	167,0	52,0	10

**TX offset blade screwdriver with ballhead and with color coding**

Makes work easier and is more resistant to wear-and-tear.

# 212



**Description**

- High-quality chromium vanadium steel 59Cr Mo V4
- Stability meets the requirements set out by the licenser Camcar, Textron U.S.A.

**Advantage**

- Increased torque and added safety.
- The wavelike leveling provides a larger contact surface area between the tool and the screw.
- The ballhead ensures problem-free screwing at an angle up to 30°.

Art.-No.			 mm	 mm		
212BT309	-997106	TX 9	67,0	19,0		10
212BT310	-997113	TX 10	76,0	20,0		10
212BT315	-997120	TX 15	86,5	20,5		10
212BT320	-997137	TX 20	98,0	22,0		10
212BT325	-997144	TX 25	100,5	22,5		10
212BT327	-997151	TX 27	111,5	25,5		10
212BT330	-997168	TX 30	125,0	30,0		10
212BT340	-997175	TX 40	139,0	33,0		10

**TX offset blade screwdriver with ballhead in TURNUS-clip, color coded**

Makes work easier and is more resistant to wear-and-tear.

# 212BT



**Description**

- High-quality chromium vanadium steel 59Cr Mo V4
- Stability meets the requirements set out by the licenser Camcar, Textron U.S.A.

**Advantage**

- Increased torque and added safety.
- The wavelike leveling provides a larger contact surface area between the tool and the screw.
- The ballhead ensures problem-free screwing at an angle up to 30°.


Art.-No.			Stück pieces	
212BT260	-035143	9; 10; 15; 20; 25; 27; 30; 40	8	5

01  
02  
03  
04  
05  
06  
07  
08  
09







**Many-toothed offset blade screwdriver for XZN DIN 65253**

210




**Description**

- High-quality chromium vanadium steel 59Cr Mo V4
- Front edge, clean fit.
- Hardness and torque in accordance with ISO 2936 (DIN 911).
- Nickel-plated (copper base).

Art.-No.					
			mm	mm	
210-004	-000912	M 4	67	24	10
210-005	-798802	M 5	75	30	10
210-006	-798819	M 6	86	34	10
210-008	-798826	M 8	98	40	10
210-010	-798833	M10	110	46	10
210-012	-798840	M 12	124	52	10
210-014	-798857	M 14	139	59	10
210-016	-798864	M 16	156	72	10





**Offset blade screwdriver with a round lug ISO 6911**

205



**Description**

- High-quality chromium vanadium steel 59Cr Mo V4
- Front edge, clean fit.
- Hardness and torque in accordance with ISO 2936 (DIN 911).
- Nickel-plated (copper base).

Art.-No.					
		mm	mm	mm	
205-003	-592202	3	66	23	100
205-004	-592387	4	74	29	100
205-005	-592462	5	85	33	100
205-006	-592530	6	96	38	100
205-007	-592615	7	102	41	50
205-008	-592790	8	108	44	50
205-010	-592950	10	122	50	25
205-012	-593032	12	137	57	25
205-014	-593117	14	154	70	20
205-017	-593292	17	177	80	10
205-019	-593377	19	199	89	10
205-022	-593452	22	222	102	1

**Hexagonal screwdriver with T-handle dual bladed**

For use with high torques.

235






**Description**

- Handle with ergonomic flexible components.
- Finger protection
- Constant blade marking.
- Fully hardened and tempered special steel.

**Advantage**

- The flexible finger protection prevents fingers from coming into contact with the blade.
- When the short blade bracket is used, the already high level of torque provided by the cross-handle system is increased further by using the longer bracket as a lever.

Art.-No.				
		mm	mm	
235-0210	-314255	2,0	125	1
235-0251	-314262	2,5	125	1
235-0310	-314279	3,0	125	1
235-0415	-314286	4,0	125	1
235-0515	-314293	5,0	150	1
235-0620	-314309	6,0	150	1
235-0820	-314316	8,0	175	1
235-1020	-314323	10,0	175	1









## Hexagon screwdriver with T-grip

222-230




## Description

- Blade made from high-quality chromium vanadium steel 59 Cr Mo V 4
- Handle made from shockproof polypropylene (PPN) with hanging hole

Art.-No.					
			mm	mm	
222-090	-594695	2,0	100	70	10
222-100	-700782	2,5	100	70	10
223-121	-594855	3,0	100	70	10
223-150	-594930	3,0	150	70	10
223-200	-595012	3,0	200	70	10
224-100	-700867	4,0	100	70	10
224-150	-595272	4,0	150	70	10
224-200	-595357	4,0	200	70	10
225-101	-595432	5,0	100	90	10
225-150	-595500	5,0	150	90	10
225-200	-595685	5,0	200	90	10
226-100	-595760	6,0	100	90	10
226-150	-595845	6,0	150	90	10
226-200	-595920	6,0	200	90	10
228-100	-596002	8,0	100	90	10
228-150	-596187	8,0	150	90	10
228-200	-596262	8,0	200	90	10
230-100	-596347	10,0	100	110	10
230-200	-596422	10,0	200	110	10





## Hexagon screwdriver with ballhead and T-grip

214



## Description

- Blade made from high-quality chromium vanadium steel 59 Cr Mo V 4
- Handle made from shockproof polypropylene (PPN) with hanging hole

Art.-No.					
			mm	mm	
214-310	-699710	3	100	70	10
214-410	-699895	4	100	70	10
214-415	-699970	4	150	70	10
214-510	-700034	5	100	90	10
214-515	-700119	5	150	90	10
214-615	-700294	6	150	90	10
214-620	-700379	6	200	90	10
214-815	-700454	8	150	90	10
214-820	-700522	8	200	90	10
214-910	-699550	10	200	110	10

01

02

03

04

05

06

07

08

09







**TX T-handle socket screw drive**

**212**



**Description**

- Blade made from high-quality chromium vanadium steel 59 Cr Mo V 4
- Handle made from shockproof polypropylene (PPN) with hanging hole

Art.-No.			 mm	 mm	
<b>212-108</b>	-696177	TX 8	100	70	10
<b>212-109</b>	-696252	TX 9	100	70	10
<b>212-110</b>	-696337	TX 10	100	70	10
<b>212-115</b>	-696412	TX 15	100	70	10
<b>212-120</b>	-696580	TX 20	100	90	10
<b>212-125</b>	-696665	TX 25	100	90	10
<b>212-127</b>	-696740	TX 27	100	90	10
<b>212-130</b>	-696825	TX 30	100	90	10
<b>212-140</b>	-696900	TX 40	100	90	10
<b>212-145</b>	-697082	TX 45	150	90	10
<b>212-150</b>	-697167	TX 50	150	90	10
<b>212-215</b>	-697242	TX 15	200	90	10
<b>212-220</b>	-590550	TX 20	200	90	10
<b>212-225</b>	-697327	TX 25	200	90	10
<b>212-227</b>	-697402	TX 27	200	90	10
<b>212-230</b>	-697570	TX 30	200	90	10
<b>212-240</b>	-697655	TX 40	200	90	10
<b>212-245</b>	-697730	TX 45	250	110	10
<b>212-250</b>	-596750	TX 50	250	110	10





**Hexagon socket wrench with T-grip**

**236**



**Description**

- Blade made from high-quality chromium vanadium steel 59 Cr Mo V 4
- Handle made from shockproof polypropylene (PPN) with hanging hole

Art.-No.			 mm	 mm	
<b>236-050</b>	-000974	5,0	230	110	6
<b>236-055</b>	-000981	5,5	230	110	6
<b>236-060</b>	-000998	6,0	230	110	6
<b>236-070</b>	-001063	7,0	230	110	6
<b>236-080</b>	-001070	8,0	230	110	6
<b>236-090</b>	-001087	9,0	230	110	6
<b>236-100</b>	-001094	10,0	230	110	6
<b>236-110</b>	-001100	11,0	230	110	6
<b>236-120</b>	-001117	12,0	230	110	6
<b>236-130</b>	-001124	13,0	230	110	6
<b>236-140</b>	-000530	14,0	230	110	6
<b>236-150</b>	-117399	15,0	230	110	6
<b>236-160</b>	-117405	16,0	230	110	6
<b>236-170</b>	-001131	17,0	230	110	6

# Special stamps

Turnus Special stamps are always used when individuality or specific components is required.

Specialized staff implement your wishes quickly and in high quality.

Inquiries about special stamps in the form of drawings or photographs are processed on the same day so that production can be realized within 1 week.

You get a fair deal.

We create a 3D drawing and finished with a milling program on technically advanced CNC milling machines.

The character is inductively heated and thus specially hardened.

Quality Made in Germany.





# Punch and cut

## Lochen und Schneiden

### 06

Disk cutters.....	<b>76</b>
Punches.....	<b>77</b>
Arc punches.....	<b>78</b>
Arc punches sets.....	<b>79</b>
Punches gasket cutters tools.....	<b>80</b>
Circular pattern cutting snips.....	<b>82</b>
Accessories for metal shears.....	<b>83</b>
Metal shears.....	<b>85</b>

01

02

03

04

05

06

07

08

09








### Firmer chisels


For cutting discs, leather, paper, press boards and plastic.

# 321



#### Description

- Prism rail, bright polish with millimeter-precise adjustment
- Plastic hilt.
- Cutting blade in grade tool steel design.

Art.-No.		Ø mm	
<b>321-200</b>	-616144	40-200	1
<b>321-400</b>	-616229	40-400	1
<b>321-600</b>	-616304	40-600	1
<b>321-800</b>	-616489	40-800	1

### Disk cutter with 2 blades


For cutting discs and sealing rings made from rubber, leather, paper, press boards and plastic.

# 322



#### Description

- Prism rail, bright polish with millimeter-precise adjustment
- Plastic hilt.
- 2 cutting blades in grade tool steel design for manufacturing sealing rings.

Art.-No.		Ø mm	
<b>322-200</b>	-616632	40-200	1
<b>322-400</b>	-616717	40-400	1
<b>322-600</b>	-616892	40-600	1
<b>322-800</b>	-616977	40-800	1


**Round punches DIN 7200B**

For punching or manufacturing seals and sealing rings made from rubber, leather, felt, plastic, cork, fabric, etc.

325

**Description**

- High-quality special grade tool steel.
- Die-forged.
- Cutting part is induction-hardened.
- Powerful design.
- Resistant stove-enamelling.

Art.-No.		Ø mm	
325-001	-618957	1	10
325-002	-619039	2	10
325-003	-619114	3	10
325-004	-619299	4	10
325-005	-619374	5	10
325-006	-619459	6	10
325-007	-619527	7	10
325-008	-619602	8	10
325-009	-619787	9	10
325-010	-619862	10	10
325-011	-619947	11	10
325-012	-620004	12	10
325-013	-620189	13	10
325-014	-620264	14	5
325-015	-620349	15	5
325-016	-620424	16	5
325-018	-620592	18	5
325-020	-620677	20	5

01

02

03

04

05

06

07

08

09


**Hollow punch DIN 7200B, in set**

For punching or manufacturing seals and sealing rings made from rubber, leather, felt, plastic, cork, fabric, etc.

325

**Description**

- High-quality special grade tool steel.
- Die-forged.
- Cutting part is induction-hardened.
- Powerful design.
- Resistant stove-enamelling.

Art.-No.		Ø mm	Stück pieces	
325-120	-620752	2-19	12	1



**Arc punches DIN 7200A**


For punching or manufacturing seals and sealing rings made from rubber, leather, felt, plastic, cork, fabric, etc.

**326**



**Description**

- High-quality special grade tool steel.
- Die-forged.
- Cutting part is induction-hardened.
- Powerful design.
- Resistant stove-enamelling.

Art.-No.		Ø mm	
326-002	-620837	2	10
326-003	-620912	3	10
326-004	-621094	4	10
326-005	-621179	5	10
326-006	-621254	6	10
326-007	-621339	7	10
326-008	-621414	8	10
326-009	-621582	9	10
326-010	-621667	10	10
326-011	-621742	11	10
326-012	-621827	12	10
326-013	-621902	13	10
326-014	-622084	14	10
326-015	-622169	15	10
326-016	-622244	16	10
326-017	-622329	17	10
326-018	-622404	18	10
326-019	-622572	19	10
326-020	-622657	20	10
326-021	-622732	21	1
326-022	-622817	22	1
326-023	-622992	23	1
326-024	-623074	24	1
326-025	-623159	25	1
326-026	-623234	26	1
326-027	-623319	27	1
326-028	-623494	28	1
326-029	-623562	29	1
326-030	-623647	30	1
326-031	-623722	31	1
326-032	-623807	32	1
326-033	-623982	33	1
326-034	-624064	34	1
326-035	-624149	35	1
326-036	-624224	36	1
326-037	-624309	37	1
326-038	-624484	38	1
326-039	-624552	39	1
326-040	-624637	40	1
326-041	-911003	41	1
326-042	-624897	42	1
326-043	-624972	43	1
326-044	-625054	44	1
326-045	-625139	45	1
326-046	-625214	46	1
326-047	-625399	47	1
326-048	-625474	48	1
326-049	-625542	49	1
326-050	-625627	50	1
326-055	-625702	55	1
326-060	-625887	60	1
326-065	-625962	65	1
326-070	-626044	70	1
326-075	-626129	75	1
326-080	-626204	80	1
326-085	-922320	85	1
326-090	-626389	90	1
326-095	-917128	95	1
326-100	-626464	100	1



**Arc punches set in wooden chest**

For punching or manufacturing seals and sealing rings made from rubber, leather, felt, plastic, cork, fabric, etc.

326



**Description**

- High-quality special grade tool steel.
- Die-forged.
- Cutting part is induction-hardened.
- Powerful design.
- Resistant stove-enamelling.

**Advantage**

- Clean and organized.

Art.-No.		Ø mm	Stück pieces	
<b>326-132</b>	-012076	2; 4; 6; 8; 10; 12; 14; 16; 8; 20	10	1
<b>326-133</b>	-012083	2; 4; 6; 8; 10; 12; 14; 16; 18; 20; 22; 24; 26; 28; 30	15	1
<b>326-134</b>	-012090	2; 3; 4; 5; 6; 7; 8; 9; 10; 11; 12; 13; 14; 15; 16; 17; 18; 19; 20	19	1

**Arc punches set in a plastic rolling case**

For punching or manufacturing seals and sealing rings made from rubber, leather, felt, plastic, cork, fabric, etc.

326



**Description**

- High-quality special grade tool steel.
- Die-forged.
- Cutting part is induction-hardened.
- Powerful design.
- Resistant stove-enamelling.

**Advantage**

- Clean and organized thanks to the practical rolling case.

Art.-No.		Ø mm	Stück pieces	
<b>326-109</b>	-916695	3; 5; 7; 9; 11; 13; 15; 17; 19	9	1
<b>326-119</b>	-916701	2; 3; 4; 5; 6; 7; 8; 9; 10; 11; 12; 13; 14; 15; 16; 17; 18; 19; 20	19	1
<b>326-120</b>	-626532	3; 5; 6; 8; 10; 12; 13; 14; 16; 19; 22; 25	12	1
<b>326-130</b>	-997700	2; 4; 6; 8; 10; 12; 14; 16; 18; 20; 22; 24; 26; 28; 30	15	1

**Arc punches set**

For punching or manufacturing seals and sealing rings made from rubber, leather, felt, plastic, cork, fabric, etc.

326



**Description**

- High-quality special grade tool steel.
- Die-forged.
- Cutting part is induction-hardened.
- Powerful design.
- Resistant stove-enamelling.

**Advantage**

- Clean and organized.
- In a practical plastic case for use on site.
- **Plastic plate** to place underneath the workpiece included in the set.

Art.-No.		Ø mm	Stück pieces	
<b>326-230</b>	-687991	2-3-4-5-6-7- 8-9- 10- 11- 12- 13- 14- 15 -16-17-18- 19-20-22-24-25- 28-30	25	1

01  
02  
03  
04  
05  
06  
07  
08  
09

### Punches gasket cutters sets

For punching or producing seals and sealing rings from rubber, leather, felt, plastic, cork, fabric, etc. 2 punching tools with various diameters can be added to produce sealing rings in a single process.

# 326





#### Description

- 2K holder.
- High-quality special grade tool steel.
- Die-forged.
- Cutting part is induction-hardened.
- Powerful design.

#### Advantage

- In a practical plastic case for use on site.

Art.-No.		Ø mm		Stück pieces	
<b>326-320</b>	-915605	3; 4; 6; 8; 10; 12; 14; 16; 18; 20	Kunststoff	11	1
<b>326-330</b>	-745004	3; 4; 6; 8; 10; 12; 14; 16; 18; 20; 22; 24; 26; 28; 30	Kunststoff	16	1
<b>326-350</b>	-915612	3; 4; 6; 8; 10; 12; 14; 16; 18; 20; 22; 24; 26; 28; 30; 32; 34; 36; 38; 40; 42; 44; 46; 48; 50	Kunststoff	32	1
<b>326-360</b>	-745264	2; 3; 4; 6; 8; 10; 12; 14; 16; 18; 20; 22; 24; 26; 28; 30; 32; 34; 36; 38; 40; 42; 44; 46; 48; 50; 52; 54; 56; 58; 60	Kunststoff	37	1



**Spare tube**

For punching or manufacturing seals and sealing rings made from rubber, leather, felt, plastic, cork, fabric, etc.

**326****Description**

- High-quality special grade tool steel.
- Cutting part is induction-hardened.
- Recessed cone.

Art.-No.		Ø mm	
326-402	-927660	2	1
326-403	-927677	3	1
326-404	-927684	4	1
326-405	-927691	5	1
326-406	-927707	6	1
326-407	-927714	7	1
326-408	-927721	8	1
326-409	-927738	9	1
326-410	-927745	10	1
326-412	-927752	12	1
326-414	-927769	14	1
326-416	-927776	16	1
326-418	-927783	18	1
326-420	-927790	20	1
326-422	-927806	22	1
326-424	-927813	24	1
326-426	-927820	26	1
326-428	-927837	28	1
326-430	-924799	30	1
326-432	-927844	32	1
326-434	-927851	34	1
326-436	-925147	36	1
326-438	-927868	38	1
326-440	-927875	40	1
326-442	-927882	42	1
326-444	-927899	44	1
326-446	-927905	46	1
326-448	-927912	48	1
326-450	-927929	50	1
326-452	-927936	52	1
326-454	-924911	54	1
326-456	-924805	56	1
326-458	-927943	58	1
326-460	-927950	60	1

01  
02  
03  
4  
05  
06  
07  
08  
09**Stamping iron block holder**

For inserting the hole punches when punching and manufacturing seals and sealing rings made from rubber, leather, felt, plastic, cork, fabric, etc.

**326****Description**

- High-quality special grade tool steel.


Art.-No.		Ø mm	
326-590	-096953	20-50	1
326-592	-096960	20-60	1



### Stamping iron holder

For inserting the hole punches when punching and manufacturing seals and sealing rings made from rubber, leather, felt, plastic, cork, fabric, etc.

# 326




**Description**

- High-quality special grade tool steel.

Art.-No.		Ø mm	
<b>326-553</b>	-166670	2-60	1
<b>326-573</b>	-079062	3-20	1
<b>326-575</b>	-096922	3-30	1
<b>326-580</b>	-096939	2-10	1

### Single

# 326



**Description**

- High-quality special grade tool steel.

Art.-No.		
<b>326-595</b>	-096977	1

### Turret hole punches

For punching with low level of force.

# 750



**Description**

- Body of the pliers made from high-strength special steel.
- Bracket with non-slip red PVC handle, removable locking device.
- Removable pipes on the end of the handles, hardened and smoothed.
- Blow hole diameter 2 – 2.5 – 3 – 3.5 – 4 and 4.5 mm.

**Advantage**

- Adjusted hole size can be viewed in the window.
- Saves around 70% of force required

Art.-No.		L mm	
<b>750-220</b>	-611927	220	6
<b>750-250</b>	-650520	250	1

### Circular pattern cutting snips

Light-weight design for cutting curves and for short straight cuts.

# 971



**Description**

- Cutting head made from STAINLESS STEEL, die-forged.
- Induction-hardened blades (54-58 HRC), finely serrated.
- Bracket made from sturdy plate steel with non-slip 2-component casing.
- Non-slip guard and integrated spring (self-opening).
- CUTTING PERFORMANCE: Sheets up to 1.2 mm, V2A sheets up to 1.0 mm.

Art.-No.			L mm	
<b>971-240</b>	-557157	rechts / right	240	6
<b>971-241</b>	-557232	links / left	240	6



**Circular cutting snips**

Light-weight design for short and straight cuts.

971



**Description**

- Cutting head made from STAINLESS STEEL, die-forged.
- Induction-hardened blades (54-58 HRC), finely serrated.
- Bracket made from sturdy plate steel with non-slip 2-component casing.
- Non-slip guard and integrated spring (self-opening).
- CUTTING PERFORMANCE: Sheets up to 1.2 mm, V2A sheets up to 1.0 mm.

Art.-No.			L mm	
971-242	-558222	links / left	240	6

**Circular cutting snips**

Heavy duty design for cutting curves and for short straight cuts.

972



**Description**

- Cutting head made from STAINLESS STEEL, die-forged.
- Induction-hardened blades (54-58 HRC), finely serrated.
- Bracket made from sturdy plate steel with non-slip 2-component casing.
- Non-slip guard and integrated spring (self-opening).
- CUTTING PERFORMANCE: Sheets up to 1.8 mm, V2A sheets up to 1.2 mm.

Art.-No.			L mm	
972-260	-558307	rechts / right	260	5
972-261	-558482	links / left	260	5

**Accessories for metal shears**

Light-weight design for straight end-to-end cuts and for cutting figures.

973



**Description**

- Cutting head made from STAINLESS STEEL, die-forged.
- Induction-hardened blades (54-58 HRC), finely serrated.
- Bracket made from sturdy plate steel with non-slip 2-component casing.
- Non-slip guard and integrated spring (self-opening).
- CUTTING PERFORMANCE: Sheets up to 1.2 mm, V2A sheets up to 1.0 mm.

Art.-No.			L mm	
973-240	-558550	rechts / right	240	6
973-241	-558635	links / left	240	6

**Accessories for metal shears**

Heavy-duty design for straight end-to-end cuts and for cutting figures.

974



**Description**

- Cutting head made from STAINLESS STEEL, die-forged.
- Induction-hardened blades (58-62 HRC), finely serrated.
- Bracket made from sturdy plate steel with non-slip 2-component casing.
- Non-slip guard and integrated spring (self-opening).
- CUTTING PERFORMANCE: Sheets up to 1.8 mm, V2A sheets up to 1.2 mm.

Art.-No.			L mm	
974-260	-558710	rechts / right	260	5
974-261	-558895	links / left	260	5

01  
02  
03  
04  
05  
06  
07  
08  
09



**Accessories for metal shears**

For straight line and pattern cuts

**974**



**Description**

- Cutting head coated with TiN for even higher endurance, even with hard materials
- HSS blade inserts

**Advantage**

- Available for right-hand or left-hand splitting

Art.-No.			 mm	
<b>974-HSL</b>	-710279	rechts / right	260	1
<b>974-HSR</b>	-710354	links / left	260	1

**Berliner metal shears**

For long, straight cuts.

**980**



**Description**

- Die-forged, blades induction.
- Hardened (54-58 HRC), smoothed and sand-blasted.
- Bracket with high-quality, blue protective coating and stopper.

**Advantage**

- Quality steel.

Art.-No.			 mm	
<b>980-250</b>	-560775	rechts / right	250	5
<b>980-275</b>	-560850	rechts / right	275	5
<b>980-300</b>	-645922	rechts / right	300	5

**Pelikan straight pattern cutting shears**

For long, straight, end-to-end cuts.

**981**



**Description**

- Die-forged, blades induction.
- Hardened (54-58 HRC), smoothed and sand-blasted.
- Bracket with high-quality, blue protective coating and stopper.

**Advantage**

- Quality steel.
- Particularly suited for separating sheet panels

Art.-No.			 mm	
<b>981-300</b>	-560935	rechts / right	300	5

**Hole cutting shears**

For short, straight cuts and for cutting figures

**982**



**Description**

- Die-forged, blades induction.
- Hardened (54-58 HRC), smoothed and sand-blasted.
- Bracket with high-quality, blue protective coating and stopper.

**Advantage**

- Quality steel.

Art.-No.			 mm	
<b>982-250</b>	-561017	rechts / right	250	5
<b>982-251</b>	-561192	links / left	250	5
<b>982-275</b>	-561277	rechts / right	275	5
<b>982-276</b>	-561352	links / left	275	5
<b>982-300</b>	-646004	rechts / right	300	5
<b>982-301</b>	-646189	links / left	300	5



**Accessories for metal shears**

For cutting figures and for straight, end-to-end cuts.

983



**Description**

- Die-forged, blades induction.
- Hardened (54-58 HRC), smoothed and sand-blasted.
- Bracket with high-quality, blue protective coating and stopper.

**Advantage**

- Quality steel.

Art.-No.				
983-260	-561437	rechts / right	260	5
983-261	-561505	links / left	260	5
983-280	-561680	rechts / right	280	5
983-281	-561765	links / left	280	5

**Universal metal shears**

For all types of cuts.

984



**Description**

- Die-forged, blades induction.
- Hardened (54-58 HRC), smoothed and sand-blasted.
- Bracket with high-quality, blue protective coating and stopper.

**Advantage**

- Quality steel.

Art.-No.				
984-250	-561840	rechts / right	250	5

**American metal shears**

For long, straight cuts

985



**Description**

- Die-forged, blades induction.
- Hardened (54-58 HRC), smoothed and sand-blasted.
- Bracket with high-quality, blue protective coating and stopper.

**Advantage**

- Quality steel.

Art.-No.			
985-250	-561925	250	5

**Goldsmith / sheet metal shears**

For cutting thin sheets.

986



**Description**

- Die-forged from special steel, hardened (54-58 HRC).
- Smoothed and sand-blasted.
- Hardened blades, smoothed and brightly polished.
- Bracket with high-quality protective coating in opened or closed design and/or with handle loop.

**Advantage**

- Available with straight or curved blades.

Art.-No.					
986-180	-562182	X		180	12
986-181	-562267		X	180	12

01  
02  
03  
04  
05  
06  
07  
08  
09



**Goldsmith / sheet metal shears**

For cutting thin sheets.

**987**



**Description**

- Die-forged from special steel, hardened (54-58 HRC).
- Smoothed and sand-blasted.
- Hardened blades, smoothed and brightly polished.
- Bracket with high-quality protective coating in opened or closed design and/or with handle loop.

**Advantage**

- Available with straight or curved blades.

Art.-No.				L	
<b>987-180</b>	-562342	X		180	12
<b>987-181</b>	-562427		X	180	12

**Goldsmith / sheet metal shears**

For cutting thin sheets.

**988**



**Description**

- Die-forged from special steel, hardened (54-58 HRC).
- Smoothed and sand-blasted.
- Hardened blades, smoothed and brightly polished.
- Bracket with high-quality protective coating in opened or closed design and/or with handle loop.

**Advantage**

- Available with straight or curved blades.

Art.-No.				L	
<b>988-180</b>	-562595	X		180	12
<b>988-181</b>	-562670		X	180	12

**Universal / multi-purpose shears**

For industrial use and crafts.

**993**



**Description**

- Particularly sturdy design.
- Cuts fine sheets, wires, plastic, rubber, leather, cardboard, paper, carpets, flowers, branches, etc.
- Practical one-handed metal lock.

Art.-No.		L	
		mm	
<b>993-140</b>	-563585	140	1
<b>993-190</b>	-563660	190	1

**Work shears**

Cuts thick paper, cardboard, thin rubber, leather and fabric.

**995**



**Description**

- Die-forged from special steel and hardened.
- Polished blades.
- Coated handles, a long and round handle loop.

Art.-No.		L	
		mm	
<b>995-175</b>	-166441	175	1
<b>995-200</b>	-563905	200	1
<b>995-225</b>	-166465	225	1
<b>995-250</b>	-564087	250	1
<b>995-300</b>	-011598	300	1





### Multipurpose shears

Individual application, cuts paper, fabric, etc.

# 996



#### Description

- Blades from rust-proof steel.
- Handles made from shockproof plastic with soft plastic inserts, adjustable and screwed in place.

Art.-No.		L mm	
996-180	-564162	180	1
996-210	-564247	210	1

### Folding spring

Depending on the model, as a supplement for the shears. For long, straight figure cuts.

# 984



#### Description

- Die-forged, blades induction.
- Hardened (54-58 HRC), smoothed and sand-blasted.
- Bracket with high-quality, blue protective coating and stopper.

#### Advantage

- Support during processes.
- Quality steel.

Art.-No.		
984-900	-703349	1

### Universal truck tools „Basic set“ on wall panel

For the clean and orderly storage of various Kukko pullers in your workshop.

# WT-020



#### Description

- The combination of tools is based on many years of user experience in various industries.
- More information about the products on this wall is provided on our website directly under the product name in the field „+ consists of.“

#### Advantage


- Complete easy-to-manage package.
- Central access to products for every employee in the workshop.

Art.-No.		Stück pieces
WT-020	-141508	15

### Pulling devices for heavy trucks „Basic set“ on wall panel

For the clean and orderly storage of various Kukko pullers in your workshop.

# WT-021



#### Description

- The combination of tools is based on many years of user experience in various industries.
- More information about the products on this wall is provided on our website directly under the product name in the field „+ consists of.“

#### Advantage


- Complete easy-to-manage package.
- Central access to products for every employee in the workshop.

Art.-No.		Stück pieces
WT-021	-141515	12

01  
02  
03  
04  
05  
06  
07  
08  
09

ST

ST



# Sign and marking

## 07

Stencils.....	<b>90</b>
Steel numbers.....	<b>91</b>
Steel letters.....	<b>94</b>
Special stamps.....	<b>97</b>
Stamping wheels.....	<b>99</b>
Typ holders.....	<b>101</b>
Single types.....	<b>101</b>
Ticket pliers.....	<b>101</b>

01  
02  
03  
04  
05  
06  
**07**  
08  
09





## Stencil „Figures“



For marking with dye, even on uneven surfaces.

# 327



### Description

- Standardized type face in accordance with DIN 1451.
- Made from resistant and flexible sheet zinc.
- Includes setting corners for simple marking and linking of symbols.
- Sturdy and reusable.

Art.-No.		 mm	Satz / Set	
<b>327-020</b>	-012106	20	0 - 9	1
<b>327-030</b>	-998288	30	0 - 9	1
<b>327-040</b>	-998295	40	0 - 9	1
<b>327-050</b>	-998301	50	0 - 9	1
<b>327-060</b>	-998318	60	0 - 9	1
<b>327-070</b>	-915407	70	0 - 9	1
<b>327-080</b>	-915414	80	0 - 9	1
<b>327-100</b>	-915421	100	0 - 9	1
<b>327-120</b>	-943691	120	0 - 9	1
<b>327-150</b>	-943523	150	0 - 9	1
<b>327-180</b>	-943707	180	0 - 9	1
<b>327-200</b>	-941833	200	0 - 9	1
<b>327-2025</b>	-944407	250	0 - 9	1
<b>327-2030</b>	-998325	300	0 - 9	1
<b>327-2040</b>	-998332	400	0 - 9	1
<b>327-2050</b>	-998349	500	0 - 9	1

## Stencil „Letters“



For marking with dye, even on uneven surfaces.

# 327



### Description

- Standardized type face in accordance with DIN 1451.
- Made from resistant and flexible sheet zinc.
- Includes setting corners for simple marking and linking of symbols.
- Lower case letters also available on request.
- Sturdy and reusable.

Art.-No.		 mm	Satz / Set	
<b>327-220</b>	-915438	20	A - Z	1
<b>327-230</b>	-915445	30	A - Z	1
<b>327-240</b>	-915452	40	A - Z	1
<b>327-250</b>	-915469	50	A - Z	1
<b>327-260</b>	-915476	60	A - Z	1
<b>327-270</b>	-915483	70	A - Z	1
<b>327-280</b>	-915490	80	A - Z	1
<b>327-300</b>	-915506	100	A - Z	1
<b>327-320</b>	-943714	120	A - Z	1
<b>327-350</b>	-943530	150	A - Z	1
<b>327-380</b>	-943721	180	A - Z	1
<b>327-400</b>	-943134	200	A - Z	1
<b>327-4025</b>	-944445	250	A - Z	1
<b>327-4030</b>	-000394	300	A - Z	1
<b>327-4040</b>	-000400	400	A - Z	1
<b>327-4050</b>	-000417	500	A - Z	1

**Steel number set, standard, 9-piece**To clearly mark workpieces with a strength of up to 900 N/mm<sup>2</sup>.




# 328

**Description**

- Standardized type face in accordance with DIN 1451.
- Hardness of the engraving between 58 and 61 HRC.
- Side marking with font size, „Made in Germany“ and the safety notice „Wear eye protection“.

**Advantage**

- Particularly long service life as the engraving is performed using a cold-forming process that does not disrupt the material's fiber flow.
- Packaged in our tried-and-tested, break-proof plastic case.
- A sharpened exposed edge to the side of the engraving improves accuracy.

Art.-No.		A mm	 mm	 mm	
328-101	-266141	1,0	6	65	1
328-1015	-926274	1,5	6	65	1
328-102	-688257	2,0	6	65	1
328-1025	-919320	2,5	6	65	1
328-103	-688332	3,0	6	65	1
328-104	-688417	4,0	7	65	1
328-105	-688585	5,0	8	65	1
328-106	-692520	6,0	9	70	1
328-107	-804565	7,0	10	75	1
328-108	-688660	8,0	11	75	1
328-110	-688745	10,0	12	80	1
328-112	-688820	12,0	14	80	1
328-115	-010072	15,0	16	90	1
328-120	-010096	20,0	20	100	1

**Steel number set, heavy duty quality, 9-piece, DIN 7353**To clearly mark workpieces with a strength of up to 1,300 N/mm<sup>2</sup> (42 HRC).




# 330

**Description**

- Standardized type face in accordance with DIN 7353.
- Hardness of the engraving between 58 and 61 HRC.
- Side marking with font size, „Made in Germany“ and the safety notice „Wear eye protection“.

**Advantage**

- Particularly long service life as the engraving is performed using a cold-forming process that does not disrupt the material's fiber flow.
- Packaged in our tried-and-tested, break-proof plastic case.
- A sharpened exposed edge to the side of the engraving improves accuracy.

Art.-No.		A mm	 mm	 mm	
330-501	-158200	1,0	7	70	1
330-5015	-158217	1,5	7	70	1
330-502	-928315	2,0	7	70	1
330-5025	-224899	2,5	8	75	1
330-503	-224905	3,0	8	75	1
330-504	-928346	4,0	9	75	1
330-505	-928353	5,0	10	75	1
330-506	-928360	6,0	12	80	1
330-508	-011314	8,0	14	80	1
330-510	-928384	10,0	16	90	1
330-512	-928391	12,0	18	95	1
330-515	-928407	15,0	18	95	1
330-520	-928414	20,0	20	100	1

01  
02  
03  
04  
05  
06  
07  
08  
09



**Steel number set, heavy duty quality, hardened strike head, 9-piece**

To clearly mark workpieces with a strength of up to 1,300 N/mm<sup>2</sup> (42 HRC).

330



**Description**

- Standardized type face in accordance with DIN 1451.
- Hardness of the engraving between 58 and 61 HRC.
- Side marking with font size, „Made in Germany“ and the safety notice „Wear eye protection“.

**Advantage**

- Particularly long service life as the engraving is performed using a cold-forming process that does not disrupt the material's fiber flow.
- Packaged in our tried-and-tested, break-proof plastic case.
- A sharpened exposed edge to the side of the engraving improves accuracy.
- Better grip thanks to larger shaft.
- The larger shaft increases the weight and therefore makes it easier to drive the tool into the work-piece.

Art.-No.		A			
		mm	mm	mm	
330-001V	-928131	1,0	7	70	1
330-002V	-928148	2,0	7	70	1
330-003V	-928162	3,0	8	70	1
330-004V	-928186	4,0	9	75	1
330-005V	-928209	5,0	10	75	1
330-006V	-928223	6,0	12	80	1
330-008V	-158194	8,0	14	80	1
330-010V	-928261	10,0	16	90	1
330-012V	-928285	12,0	18	95	1

**Steel number set, heavy duty quality, polished nickel plating, 9-piece, DIN 7353**

To clearly mark workpieces with a strength of up to 1,300 N/mm<sup>2</sup> (42 HRC).

330



**Description**

- Standardized punch stamp in accordance with DIN 7353.
- Hardness of the engraving between 58 and 61 HRC.
- Side marking with font size, „Made in Germany“ and the safety notice „Wear eye protection“.

**Advantage**

- Particularly long service life as the engraving is performed using a cold-forming process that does not disrupt the material's fiber flow.
- Particularly suited for marking stainless steel as the nickel-plated surface does not leave any additional rust behind unlike non-nickel-plated surfaces.
- Packaged in our tried-and-tested, break-proof plastic case.
- A sharpened exposed edge to the side of the engraving improves accuracy.
- Better grip thanks to larger shaft.

Art.-No.		A			
		mm	mm	mm	
330-001	-224868	1,0	6	65	1
330-0015	-031718	1,5	6	65	1
330-002	-626617	2,0	7	70	1
330-0025	-224875	2,5	7	70	1
330-003	-626792	3,0	7	70	1
330-004	-626877	4,0	8	70	1
330-005	-626952	5,0	9	70	1
330-006	-627034	6,0	10	75	1
330-007	-799106	7,0	10	75	1
330-008	-627119	8,0	12	80	1
330-010	-627294	10,0	14	80	1
330-012	-627379	12,0	16	90	1
330-015	-627454	15,0	16	90	1
330-020	-627522	20,0	20	100	1



**Steel number set, heavy duty quality, punctured, 9-piece**To clearly mark workpieces with a strength of up to 1,300 N/mm<sup>2</sup> (42 HRC).

330

**Description**

- Standardized type face in accordance with DIN 1451.
- Hardness of the engraving between 58 and 61 HRC.
- Side marking with font size, „Made in Germany“ and the safety notice „Wear eye protection“.

**Advantage**

- Particularly long service life as the engraving is performed using a cold-forming process that does not disrupt the material's fiber flow.
- Packaged in our tried-and-tested, break-proof plastic case.
- A sharpened exposed edge to the side of the engraving improves accuracy.
- Better grip thanks to larger shaft.
- The larger shaft increases the weight and therefore makes it easier to drive the tool into the work-piece.

Art.-No.		A			
		mm	mm	mm	
330-003P	-928155	3,0	8	70	1
330-004P	-928179	4,0	9	70	1
330-005P	-928193	5,0	10	75	1
330-006P	-928216	6,0	12	80	1
330-008P	-010102	8,0	14	80	1
330-010P	-928254	10,0	16	90	1

**Steel number set, heavy duty quality, perpendicularly engraved, 9-piece**To clearly mark workpieces with a strength of up to 1,300 N/mm<sup>2</sup> (42 HRC).

330

**Description**

- Standardized type face in accordance with DIN 1451.
- Hardness of the engraving between 58 and 61 HRC.
- Side marking with font size, „Made in Germany“ and the safety notice „Wear eye protection“.
- Leaves a mirror-image label that enables users to read labels in difficult-to-reach locations using a mirror.

**Advantage**

- Particularly long service life as the engraving is performed using a cold-forming process that does not disrupt the material's fiber flow.
- Packaged in our tried-and-tested, break-proof plastic case.
- A sharpened exposed edge to the side of the engraving improves accuracy.
- Better grip thanks to larger shaft.
- The larger shaft increases the weight and therefore makes it easier to drive the tool into the work-piece.

Art.-No.		A			
		mm	mm	mm	
330-001R	-928124	1,0	7	70	1
330-002R	-801700	2,0	7	70	1
330-003R	-801717	3,0	8	75	1
330-004R	-801335	4,0	9	75	1
330-005R	-801724	5,0	10	75	1
330-006R	-802097	6,0	12	80	1
330-008R	-802110	8,0	14	80	1
330-010R	-011352	10,0	16	90	1

01  
02  
03  
04  
05  
06  
07  
08  
09



### Steel letter set, standard, 27-piece

To clearly mark workpieces with a strength of up to 900 N/mm<sup>2</sup> (27 HRC).

# 329






#### Description

- Standardized type face in accordance with DIN 1451.
- Hardness of the engraving between 58 and 61 HRC.
- Side marking with font size, „Made in Germany“ and the safety notice „Wear eye protection“.

#### Advantage

- Particularly long service life as the engraving is performed using a cold-forming process that does not disrupt the material's fiber flow.
- Packaged in our tried-and-tested, break-proof plastic case.
- A sharpened exposed edge to the side of the engraving improves accuracy.

Art.-No.		A mm	 mm	 mm	
329-201	-266493	1,0	6	65	1
329-2015	-027605	1,5	6	65	1
329-202	-688905	2,0	6	65	1
329-2025	-919337	2,5	6	65	1
329-203	-692605	3,0	6	65	1
329-204	-689087	4,0	7	65	1
329-205	-689162	5,0	8	65	1
329-206	-689247	6,0	9	70	1
329-207	-804572	7,0	10	70	1
329-208	-689322	8,0	11	75	1
329-210	-689407	10,0	12	80	1
329-212	-689575	12,0	14	80	1
329-215	-002220	15,0	16	90	1
329-220	-002237	20,0	20	100	1

### Steel letter set, heavy duty quality, 27-piece, DIN 7353

To clearly mark workpieces with a strength of up to 1,300 N/mm<sup>2</sup> (42 HRC).

# 331






#### Description

- Standardized type face in accordance with DIN 7353.
- Hardness of the engraving between 58 and 61 HRC.
- Side marking with font size, „Made in Germany“ and the safety notice „Wear eye protection“.

#### Advantage

- Particularly long service life as the engraving is performed using a cold-forming process that does not disrupt the material's fiber flow.
- Packaged in our tried-and-tested, break-proof plastic case.
- A sharpened exposed edge to the side of the engraving improves accuracy.
- Better grip thanks to larger shaft.
- The larger shaft increases the weight and therefore makes it easier to drive the tool into the work-piece.

Art.-No.		A mm	 mm	 mm	
331-501	-928643	1,0	7	70	1
331-5015	-928650	1,5	7	70	1
331-502	-928667	2,0	7	70	1
331-5025	-928674	2,5	8	70	1
331-503	-928681	3,0	8	70	1
331-504	-928698	4,0	9	70	1
331-505	-928704	5,0	10	75	1
331-506	-928711	6,0	12	80	1
331-508	-928728	8,0	14	80	1
331-510	-928735	10,0	16	90	1
331-512	-928742	12,0	18	95	1
331-515	-928759	15,0	18	95	1
331-520	-928766	20,0	20	100	1

### Steel letter set, heavy duty quality, with hardened striking head, 27-piece

To clearly mark workpieces with a strength of up to 1,300 N/mm<sup>2</sup> (42 HRC).

# 331-V






#### Description

- Standardized type face in accordance with DIN 1451.
- Hardness of the engraving between 58 and 61 HRC.
- Side marking with font size, „Made in Germany“ and the safety notice „Wear eye protection“.

#### Advantage

- Particularly long service life as the engraving is performed using a cold-forming process that does not disrupt the material's fiber flow.
- Packaged in our tried-and-tested, break-proof plastic case.
- A sharpened exposed edge to the side of the engraving improves accuracy.
- Better grip thanks to larger shaft.
- The larger shaft increases the weight and therefore makes it easier to drive the tool into the work-piece.

Art.-No.		A mm	 mm	 mm	
331-001V	-006273	1,0	7	70	1
331-002V	-006280	2,0	7	70	1
331-003V	-006303	3,0	8	75	1
331-004V	-928506	4,0	9	75	1
331-005V	-928520	5,0	10	75	1
331-006V	-928544	6,0	12	85	1
331-008V	-928575	8,0	14	80	1
331-010V	-928605	10,0	16	90	1
331-012V	-928636	12,0	18	95	1



**Steel letter set, heavy duty quality, polished nickel plated, 27-piece, DIN 7353**

To clearly mark workpieces with a strength of up to 1,300 N/mm<sup>2</sup> (42 HRC).

331



**Description**

- Standardized punch stamp in accordance with DIN 7353.
- Hardness of the engraving between 58 and 61 HRC.
- Side marking with font size, „Made in Germany“ and the safety notice „Wear eye protection“.

**Advantage**

- Particularly long service life as the engraving is performed using a cold-forming process that does not disrupt the material's fiber flow.
- Particularly suited for marking stainless steel as the nickel-plated surface does not leave any additional rust behind unlike non-nickel-plated surfaces.
- Packaged in our tried-and-tested, break-proof plastic case.
- A sharpened exposed edge to the side of the engraving improves accuracy.
- Better grip thanks to larger shaft.

Art.-No.		A			
		mm	mm	mm	
331-001	-917012	1,0	6	65	1
331-002	-627607	2,0	7	70	1
331-003	-627782	3,0	7	70	1
331-004	-627867	4,0	8	70	1
331-005	-627942	5,0	9	70	1
331-006	-628024	6,0	10	75	1
331-007	-911065	7,0	10	75	1
331-008	-628109	8,0	12	80	1
331-010	-628284	10,0	14	80	1
331-012	-628369	12,0	16	90	1
331-015	-628444	15,0	16	90	1
331-020	-628512	20,0	20	100	1

**Steel letter set, heavy duty quality, punctured, 27-piece**

To clearly mark workpieces with a strength of up to 1,300 N/mm<sup>2</sup> (42 HRC).

331-P



**Description**

- Standardized type face in accordance with DIN 1451.
- Hardness of the engraving between 58 and 61 HRC.
- Side marking with font size, „Made in Germany“ and the safety notice „Wear eye protection“.

**Advantage**

- Particularly long service life as the engraving is performed using a cold-forming process that does not disrupt the material's fiber flow.
- Packaged in our tried-and-tested, break-proof plastic case.
- A sharpened exposed edge to the side of the engraving improves accuracy.
- Better grip thanks to larger shaft.
- The larger shaft increases the weight and therefore makes it easier to drive the tool into the work-piece.

Art.-No.		A			
		mm	mm	mm	
331-003P	-006297	3,0	8	70	1
331-004P	-928490	4,0	9	70	1
331-005P	-928513	5,0	10	75	1
331-006P	-928537	6,0	12	80	1
331-008P	-928568	8,0	14	80	1
331-010P	-928599	10,0	16	90	1





**Steel letter set, heavy duty quality, perpendicularly engraved, 27-piece**

To clearly mark workpieces with a strength of up to 1,300 N/mm<sup>2</sup> (42 HRC).

# 331-R



**Description**

- Standardized type face in accordance with DIN 1451.
- Hardness of the engraving between 58 and 61 HRC.
- Side marking with font size, „Made in Germany“ and the safety notice „Wear eye protection“.
- Leaves a mirror-image label that enables users to read labels in difficult-to-reach locations using a mirror.

**Advantage**

- Particularly long service life as the engraving is performed using a cold-forming process that does not disrupt the material's fiber flow.
- Packaged in our tried-and-tested, break-proof plastic case.
- A sharpened exposed edge to the side of the engraving improves accuracy.
- Better grip thanks to larger shaft.
- The larger shaft increases the weight and therefore makes it easier to drive the tool into the work-piece.

Art.-No.		A			
		mm	mm	mm	
<b>331-001R</b>	-928445	1,0	7	70	1
<b>331-002R</b>	-918446	2,0	7	70	1
<b>331-003R</b>	-802127	3,0	8	75	1
<b>331-004R</b>	-802134	4,0	9	75	1
<b>331-005R</b>	-802141	5,0	10	75	1
<b>331-006R</b>	-811785	6,0	12	80	1
<b>331-008R</b>	-802158	8,0	14	80	1
<b>331-010R</b>	-918453	10,0	16	90	1

**Steel letter set, heavy duty quality, lower case letters, 27-piece**

To clearly mark workpieces with a strength of up to 1,300 N/mm<sup>2</sup> (42 HRC).

# 331-K



**Description**

- Standardized type face in accordance with DIN 1451.
- Hardness of the engraving between 58 and 61 HRC.
- Side marking with font size, „Made in Germany“ and the safety notice „Wear eye protection“.

**Advantage**

- Particularly long service life as the engraving is performed using a cold-forming process that does not disrupt the material's fiber flow.
- Packaged in our tried-and-tested, break-proof plastic case.
- A sharpened exposed edge to the side of the engraving improves accuracy.
- Better grip thanks to larger shaft.
- The larger shaft increases the weight and therefore makes it easier to drive the tool into the work-piece.

Art.-No.		A			
		mm	mm	mm	
<b>331-001K</b>	-918439	1,0	7	70	1
<b>331-002K</b>	-915735	2,0	7	70	1
<b>331-003K</b>	-909284	3,0	8	75	1
<b>331-004K</b>	-916718	4,0	9	75	1
<b>331-005K</b>	-909291	5,0	10	75	1
<b>331-006K</b>	-918040	6,0	12	80	1
<b>331-008K</b>	-928551	8,0	14	80	1
<b>331-010K</b>	-928582	10,0	16	90	1
<b>331-012K</b>	-928612	12,0	18	95	1



**Numbers / Letters****To clearly mark workpieces with a strength of up to 900 N/mm<sup>2</sup> (27 HRC).**

# 300



Turnus Special stamps are always used when individuality or specific components is required.

Specialized staff implement your wishes quickly and in high quality.

Inquiries about special stamps in the form of drawings or photographs are processed on the same day so that production can be realized within 1 week. You get a fair deal.

We create a 3D drawing and finished with a milling program on technically advanced CNC milling machines.

The character is inductively heated and thus specially hardened.


Quality Made in Germany.

**Description**

- High-precision milling thanks to CNC technology.
- Each hand stamp is manufactured according to your own individual requirements.
- Special characters, figures and letters can be combined according to your preferences and can also be surrounded by a border upon request.
- Hardness of the engraving between 58 and 61 HRC.

**Advantage**

- The stamp is sharpened on all sides up to the engraving to ensure precise stamping.

Art.-No.		A <sub>I</sub> mm	...stellig ...digit	
300H0201	-057145	2	1	1
300H0202	-057152	2	2	1
300H0203	-057169	2	3	1
300H0204	-057176	2	4	1
300H0205	-057183	2	5	1
300H0206	-057190	2	6	1
300H0207	-057206	2	7	1
300H0208	-057213	2	8	1
300H0209	-057220	2	9	1
300H0210	-057237	2	10	1
300H0301	-057244	3	1	1
300H0302	-057251	3	2	1
300H0303	-057268	3	3	1
300H0304	-057275	3	4	1
300H0305	-057299	3	5	1
300H0306	-057305	3	6	1
300H0307	-057312	3	7	1
300H0308	-057329	3	8	1
300H0309	-057336	3	9	1
300H0310	-057343	3	10	1
300H0401	-057350	4	1	1
300H0402	-057374	4	2	1
300H0403	-057381	4	3	1
300H0404	-057398	4	4	1
300H0405	-057404	4	5	1
300H0406	-057411	4	6	1
300H0407	-057428	4	7	1
300H0408	-057435	4	8	1
300H0409	-039509	4	9	1
300H0410	-039516	4	10	1
300H0501	-039523	5	1	1
300H0502	-039530	5	2	1
300H0503	-039554	5	3	1
300H0504	-039561	5	4	1
300H0505	-039578	5	5	1
300H0506	-039585	5	6	1
300H0507	-039592	5	7	1
300H0508	-039608	5	8	1
300H0510	-039639	5	10	1
300H0601	-039646	6	1	1
300H0602	-039653	6	2	1
300H0603	-039660	6	3	1
300H0604	-039677	6	4	1
300H0605	-039684	6	5	1
300H0606	-039691	6	6	1
300H0607	-039714	6	7	1
300H0608	-039721	6	8	1
300H0609	-039738	6	9	1
300H0610	-039745	6	10	1
300H0801	-039752	8	1	1
300H0802	-039769	8	2	1
300H0803	-039776	8	3	1
300H0804	-039783	8	4	1
300H0805	-039790	8	5	1
300H0806	-039806	8	6	1
300H0807	-039813	8	7	1
300H0808	-009946	8	8	1
300H0809	-009953	8	9	1
300H0810	-009960	8	10	1
300H1001	-009977	10	1	1
300H1002	-009984	10	2	1
300H1003	-009991	10	3	1
300H1004	-010003	10	4	1
300H1005	-010010	10	5	1
300H1006	-010027	10	6	1
300H1007	-010034	10	7	1
300H1008	-010041	10	8	1
300H1009	-010058	10	9	1
300H1010	-010065	10	10	1

01  
02  
03  
4  
05  
06  
07  
08  
09

## Hand stamp, additional symbols

To clearly mark workpieces with a strength of up to 900 N/mm<sup>2</sup> (27 HRC).

# 300SZ



Turnus Special stamps are always used when individuality or specific components is required.

Specialized staff implement your wishes quickly and in high quality.

Inquiries about special stamps in the form of drawings or photographs are processed on the same day so that production can be realized within 1 week. You get a fair deal.

We create a 3D drawing and finished with a milling program on technically advanced CNC milling machines.

The character is inductively heated and thus specially hardened.




Quality Made in Germany.

### Description

- High-precision milling thanks to CNC technology.
- Special characters such as earthing symbols, diameter symbols, etc., can be ordered for certain item numbers.
- Hardness of the engraving between 58 and 61 HRC.

### Advantage

- The stamp is sharpened on all sides up to the engraving to ensure precise stamping.

Art.-No.		A $\bar{I}$ mm	 mm	 mm	Zeichen Sign	
300SZ0201	-464202	2	7	70	±	1
300SZ0202	-464219	2	7	70	∧	1
300SZ0203	-464226	2	7	70	∅	1
300SZ0204	-464233	2	7	70	-	1
300SZ0205	-464240	2	7	70	+	1
300SZ0206	-464257	2	7	70	>	1
300SZ0207	-464264	2	7	70	~	1
300SZ0208	-464271	2	7	70	→	1
300SZ0209	-464288	2	7	70	(	1
300SZ0210	-464295	2	7	70	.	1
300SZ0301	-464301	3	8	75	ce	1
300SZ0302	-464318	3	8	75	∧	1
300SZ0303	-464325	3	8	75	∅	1
300SZ0304	-464332	3	8	75	-	1
300SZ0305	-464349	3	8	75	+	1
300SZ0306	-464356	3	8	75	>	1
300SZ0307	-464363	3	8	75	~	1
300SZ0308	-464370	3	8	75	→	1
300SZ0309	-464387	3	8	75	(	1
300SZ0310	-464394	3	8	75	.	1
300SZ0401	-464400	4	9	75	±	1
300SZ0402	-464417	4	9	75	∧	1
300SZ0403	-464424	4	9	75	∅	1
300SZ0404	-464431	4	9	75	-	1
300SZ0405	-464448	4	9	75	+	1
300SZ0406	-464455	4	9	75	>	1
300SZ0407	-464462	4	9	75	~	1
300SZ0408	-464479	4	9	75	→	1
300SZ0409	-464486	4	9	75	(	1
300SZ0410	-464493	4	9	75	.	1
300SZ0501	-464509	5	10	70	±	1
300SZ0502	-464516	5	10	70	∧	1
300SZ0503	-464523	5	10	70	∅	1
300SZ0504	-464530	5	10	70	-	1
300SZ0505	-464547	5	10	70	+	1
300SZ0506	-464554	5	10	70	>	1
300SZ0507	-464561	5	10	70	~	1
300SZ0508	-464578	5	10	70	→	1
300SZ0509	-464585	5	10	70	(	1
300SZ0510	-464592	5	10	70	.	1
300SZ0601	-464608	6	12	80	±	1
300SZ0602	-464615	6	12	80	∧	1
300SZ0603	-464622	6	12	80	∅	1
300SZ0604	-464639	6	12	80	-	1
300SZ0605	-464646	6	12	80	+	1
300SZ0606	-464653	6	12	80	>	1
300SZ0607	-464660	6	12	80	~	1
300SZ0608	-464677	6	12	80	→	1
300SZ0609	-464684	6	12	80	(	1
300SZ0610	-464691	6	12	80	.	1
300SZ0801	-464707	8	14	80	±	1
300SZ0802	-464714	8	14	80	∧	1
300SZ0803	-464721	8	14	80	∅	1
300SZ0804	-464738	8	14	80	-	1
300SZ0805	-464745	8	14	80	+	1
300SZ0806	-464752	8	14	80	>	1
300SZ0807	-464769	8	14	80	~	1
300SZ0808	-464776	8	14	80	→	1
300SZ0809	-464783	8	14	80	(	1
300SZ0810	-464790	8	14	80	.	1





### Hand stamp, star

To clearly mark workpieces with a strength of up to 900 N/mm<sup>2</sup> (27 HRC).

# 300S5






#### Description

- High-precision milling thanks to CNC technology.
- Particularly for limiting texts and serial numbers on type designation plates.
- Hardness of the engraving between 58 and 61 HRC.

#### Advantage

- The stamp is sharpened on all sides up to the engraving to ensure precise stamping.

Art.-No.		A mm	 mm	 mm	Zeichen Sign	
300H02S5	-222321	2	7	70	☆	1
300H03S5	-222338	3	8	75	☆	1
300H04S5	-222369	4	9	75	☆	1
300H05S5	-222383	5	10	75	☆	1
300H06S5	-023454	6	12	80	☆	1
300H07S5	-222413	7	14	80	☆	1
300H08S5	-222444	8	14	80	☆	1
300H10S5	-023522	10	16	90	☆	1

### Hand stamp, 6-line star

To clearly mark workpieces with a strength of up to 900 N/mm<sup>2</sup> (27 HRC).

# 300-S6






#### Description

- High-precision milling thanks to CNC technology.
- Particularly for limiting texts and serial numbers on type designation plates.
- Hardness of the engraving between 58 and 61 HRC.

#### Advantage


- The stamp is sharpened on all sides up to the engraving to ensure precise stamping.

Art.-No.		A mm	 mm	 mm	Zeichen Sign	
300H02S6	-023379	2	7	70	✱	1
300H03S6	-222345	3	8	75	✱	1
300H04S6	-222376	4	9	75	✱	1
300H05S6	-222390	5	10	75	✱	1
300H06S6	-222406	6	12	80	✱	1
300H07S6	-222437	7	14	80	✱	1
300H08S6	-222451	8	14	80	✱	1
300H10S6	-222468	10	16	90	✱	1

### Numberer 0-9

For clearly marking numerical series in workpieces with a strength of up to 1,300 N/mm<sup>2</sup> (42HRC).

# 332




#### Description

- Standardised type face in accordance with DIN 1451
- Hardness of the engraving between 58 and 61 HRC.

#### Advantage

- Particularly suited for marking stainless steel as the nickel-plated surface does not leave any additional rust behind unlike non-nickel-plated surfaces
- The sharpened exposed edge allows the set numbers to be read
- Thanks to the space-saving design, it can also be used in installation situations where space is limited

Art.-No.		A mm	...stellig ...digit	
332-352	-928803	2	6	1
332-353	-928810	3	6	1
332-354	-928827	4	6	1

01  
02  
03  
4  
05  
06  
07  
08  
09

**Stamping wheels, figures**



# 332


**Description**

- Made from specially alloyed grade tool steel.
- Alternative to hand stamps.

**Advantage**

- All numbers can be engraved with one tool.
- Particularly suited for marking stainless steel as the nickel-plated surface does not leave any additional rust behind unlike non-nickel-plated surfaces.

Art.-No.		∅ mm	A mm	 mm	
<b>332-102</b>	-918804	73 x 6	2	9,8	1
<b>332-103</b>	-918811	73 x 6	3	9,8	1
<b>332-104</b>	-804695	73 x 7	4	9,8	1
<b>332-105</b>	-918828	73 x 8	5	9,8	1
<b>332-106</b>	-803742	73 x 9	6	9,8	1
<b>332-108</b>	-918835	73 x 11	8	9,8	1
<b>332-110</b>	-803308	73 x 12	10	9,8	1
<b>332-112</b>	-924690	73 x 15	12	9,8	1

**Stamping wheels, letters**



# 332


**Description**

- Made from specially alloyed grade tool steel.
- Alternative to hand stamps.

**Advantage**


- All numbers can be engraved with one tool.
- Particularly suited for marking stainless steel as the nickel-plated surface does not leave any additional rust behind unlike non-nickel-plated surfaces.

Art.-No.		∅ mm	A mm	 mm	
<b>332-122</b>	-918859	73 x 6	2	9,8	1
<b>332-123</b>	-918866	73 x 6	3	9,8	1
<b>332-124</b>	-918873	73 x 7	4	9,8	1
<b>332-125</b>	-918880	73 x 8	5	9,8	1
<b>332-126</b>	-918897	73 x 9	6	9,8	1
<b>332-128</b>	-918903	73 x 11	8	9,8	1
<b>332-130</b>	-918910	73 x 12	10	9,8	1
<b>332-132</b>	-924706	73 x 15	12	9,8	1

**Holder for stamping wheels**

As a universal tool holder for the stamping wheel


# 332


**Description**

- For mounting different-sized stamping wheels thanks to the included spacer sleeves
- Simple fastening of the stamping wheel in the holder

**Advantage**

- Especially safe operation thanks to the ergonomic shaft

Art.-No.		A mm	...-stellig ...-digit	
<b>332-100</b>	-997274	2 - 6	1	1



### Typ holder set

For multi-digit engraving.

# 333



#### Description

- Extremely flexible engraving system that can be combined with a number of different type designation stamps.
- Type plates locked via an external grub screw.

#### Advantage


- Complete set packaged in a practical KUKKO L-Boxx-Mini.
- Specially treated grade tool steel for a particularly long service life.
- Anti-corrosive protection thanks to nickel-plated surface.
- Thanks to specially designed tweezers, type plates are particularly easy to insert into the stamp.

Art.-No.		A mm	...stellig ...-digit	Stück pieces		
333-015	-158255	1,5	15	120	L-Boxx-Mini	1
333-020	-158262	2,0	15	120	L-Boxx-Mini	1
333-025	-158279	2,5	10	115	L-Boxx-Mini	1
333-030	-158286	3,0	10	115	L-Boxx-Mini	1
333-040	-158293	4,0	10	115	L-Boxx-Mini	1
333-050	-158309	5,0	8	113	L-Boxx-Mini	1

### Typ holder sets

For multi-digit engraving.

# 333



#### Description

- Extremely flexible engraving system that can be combined with a number of different type designation stamps.
- Type plates locked via an external grub screw.

#### Advantage

- Specially treated grade tool steel for a particularly long service life.
- Anti-corrosive protection thanks to nickel-plated surface.

Art.-No.		A mm	
333-000	-158224	1,5 - 2,0	1
333-001	-158231	2,5 - 3,0	1
333-002	-158248	4,0 - 5,0	1

### Single types A - Z / 0 - 9

# 333



#### Description

- Made from specially alloyed grade tool steel.

#### Advantage

- Particularly suited for marking stainless steel as the nickel-plated surface does not leave any additional rust behind unlike non-nickel-plated surfaces.

Art.-No.		A mm			
333-015E	-032159	1,5	2x4	19	1
333-020E	-032166	2,0	2x4	19	1
333-025E	-032173	2,5	3x6	19	1
333-030E	-032180	3,0	3x6	19	1
333-040E	-032197	4,0	4x8	23	1
333-050E	-032203	5,0	5x8	23	1

### Ticket pliers

# 334



#### Description

- Made from aluminium or brass.
- With embossed bead edging and hole for connecting the tool to be marked using a key ring, etc.
- Can also be embossed with individual symbols on request, for example for use when issuing in-house tools.

Art.-No.		Ø mm	Material material	A mm	
334-030	-334307	27	Ms	12	20
334-031	-143305	27	Al	12	50

01  
02  
03  
04  
05  
06  
07  
08  
09



# Non-sparking tools

## Funkenfreie Werkzeuge

### 08

Non-sparking slotted screwdrivers.....	<b>104</b>
Non-sparking offset blade screwdrivers.....	<b>104</b>
Non-sparking ball peen hammers.....	<b>105</b>
Non-sparking pliers.....	<b>105</b>
Non-sparking spanners.....	<b>106</b>
Non-sparking ratchet.....	<b>109</b>

01

02

03

04

05

06

07

08

09

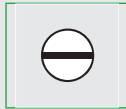





### Non-sparking slotted screwdrivers

For use in areas containing combustible or easily ignitable vapors, liquids or particulate and in all situations where sparks could result in a risk of fire and explosion.

# 175F



#### Description

- Non-arcing.
- Non-magnetic.
- Wear-resistant alloy.

#### Advantage


- Extremely corrosion-resistant in many different environments (e.g. sea water)
- Alloys have been tested by the German Federal Institute for Materials Research and Testing in Berlin.

Art.-No.			
<b>175F0410</b>	-014209	4,5x100	1
<b>175F0415</b>	-014216	4,5x150	1
<b>175F0610</b>	-014223	6,0x100	1
<b>175F0615</b>	-014230	6,0x150	1
<b>175F0815</b>	-014247	8,0x150	1
<b>175F1020</b>	-014254	10,0x200	1
<b>175F1030</b>	-014261	10,0x300	1

### Non-sparking phillips screwdrivers

For use in areas containing combustible or easily ignitable vapors, liquids or particulate and in all situations where sparks could result in a risk of fire and explosion.

# 175FPH



#### Description

- Non-arcing.
- Non-magnetic.
- Wear-resistant alloy.

#### Advantage


- Extremely corrosion-resistant in many different environments (e.g. sea water)
- Alloys have been tested by the German Federal Institute for Materials Research and Testing in Berlin.

Art.-No.			
<b>175FPH1</b>	-014278	PH1	1
<b>175FPH2</b>	-014285	PH2	1
<b>175FPH3</b>	-014292	PH3	1

### Non-sparking offset blade screwdrivers

For use in areas containing combustible or easily ignitable vapors, liquids or particulate and in all situations where sparks could result in a risk of fire and explosion.

# 201F



#### Description

- Non-arcing.
- Non-magnetic.
- Wear-resistant alloy.

#### Advantage

- Extremely corrosion-resistant in many different environments (e.g. sea water)
- Alloys have been tested by the German Federal Institute for Materials Research and Testing in Berlin.

Art.-No.				
		mm	mm	
<b>201F002</b>	-014445	2	50	1
<b>201F003</b>	-014452	3	63	1
<b>201F004</b>	-014469	4	70	1
<b>201F005</b>	-997601	5	80	1
<b>201F006</b>	-997618	6	90	1
<b>201F008</b>	-010652	8	100	1
<b>201F010</b>	-997625	10	112	1
<b>201F012</b>	-997632	12	125	1
<b>201F014</b>	-057138	14	140	1



## Non-sparking ball peen hammers

For use in areas containing combustible or easily ignitable vapors, liquids or particulate and in all situations where sparks could result in a risk of fire and explosion.

# 345F



### Description

- Non-arcing.
- Non-magnetic.
- Wear-resistant alloy.

### Advantage

- Extremely corrosion-resistant in many different environments (e.g. sea water)
- Alloys have been tested by the German Federal Institute for Materials Research and Testing in Berlin.

Art.-No.		L  ←→  mm	
<b>345F020</b>	-004729	200	1
<b>345F030</b>	-004736	300	1
<b>345F050</b>	-004743	500	1
<b>345F100</b>	-997649	1000	1

## Non-sparking water pump wrenches

For use in areas containing combustible or easily ignitable vapors, liquids or particulate and in all situations where sparks could result in a risk of fire and explosion.

# 721F



### Description

- Non-arcing.
- Non-magnetic.
- Wear-resistant alloy.

### Advantage

- Extremely corrosion-resistant in many different environments (e.g. sea water)
- Alloys have been tested by the German Federal Institute for Materials Research and Testing in Berlin.

Art.-No.		L  ←→  mm	
<b>721F250</b>	-010737	250	1
<b>721F300</b>	-997656	300	1

## Non-sparking combination pliers

For use in areas containing combustible or easily ignitable vapors, liquids or particulate and in all situations where sparks could result in a risk of fire and explosion.

# 725F



### Description

- Non-arcing.
- Non-magnetic.
- Wear-resistant alloy.

### Advantage

- Extremely corrosion-resistant in many different environments (e.g. sea water)
- Alloys have been tested by the German Federal Institute for Materials Research and Testing in Berlin.

Art.-No.		L  ←→  mm	
<b>725F200</b>	-010751	200	1

01  
02  
03  
04  
05  
06  
07  
08  
09



### Non-sparking adjustable wrenches

For use in areas containing combustible or easily ignitable vapors, liquids or particulate and in all situations where sparks could result in a risk of fire and explosion.

# 832F



#### Description

- Non-arcng.
- Non-magnetic.
- Wear-resistant alloy.

#### Advantage

- Extremely corrosion-resistant in many different environments (e.g. sea water)
- Alloys have been tested by the German Federal Institute for Materials Research and Testing in Berlin.

Art.-No.		L  ←→  mm	
<b>832F150</b>	-014858	150	1
<b>832F200</b>	-014865	200	1
<b>832F250</b>	-014872	250	1
<b>832F300</b>	-014889	300	1

### Non-sparking barrel key

For use in areas containing combustible or easily ignitable vapors, liquids or particulate and in all situations where sparks could result in a risk of fire and explosion.

# 833F



#### Description

- Non-arcng.
- Non-magnetic.
- Wear-resistant alloy.

#### Advantage

- Extremely corrosion-resistant in many different environments (e.g. sea water)
- Alloys have been tested by the German Federal Institute for Materials Research and Testing in Berlin.

Art.-No.		L  ←→  mm	
<b>833F380</b>	-014896	380	1

**Non-sparking single open-end wrenches**

For use in areas containing combustible or easily ignitable vapors, liquids or particulate and in all situations where sparks could result in a risk of fire and explosion.




# 1005F

**Description**

- Non-arcing.
- Non-magnetic.
- Wear-resistant alloy.

**Advantage**

- Extremely corrosion-resistant in many different environments (e.g. sea water)
- Alloys have been tested by the German Federal Institute for Materials Research and Testing in Berlin.

Art.-No.				
		mm	mm	
1005F006	-013998	6	75	1
1005F007	-014001	7	80	1
1005F008	-013585	8	95	1
1005F009	-014018	9	100	1
1005F010	-014476	10	105	1
1005F011	-014483	11	115	1
1005F012	-014490	12	125	1
1005F013	-997281	13	135	1
1005F014	-997298	14	140	1
1005F015	-997304	15	145	1
1005F016	-997311	16	150	1
1005F017	-997328	17	150	1
1005F018	-997335	18	170	1
1005F019	-997342	19	170	1
1005F020	-014612	20	180	1
1005F021	-914363	21	195	1
1005F022	-997359	22	195	1
1005F023	-997366	23	205	1
1005F024	-997373	24	215	1
1005F025	-914400	25	220	1
1005F026	-997380	26	230	1
1005F027	-997397	27	240	1
1005F028	-997403	28	250	1
1005F029	-997410	29	260	1
1005F030	-997427	30	260	1
1005F032	-997434	32	275	1
1005F036	-997441	36	305	1
1005F038	-997458	38	315	1
1005F041	-997465	41	340	1
1005F046	-997472	46	380	1
1005F050	-997489	50	410	1
1005F055	-997496	55	440	1
1005F060	-014797	60	480	1
1005F065	-014803	65	510	1
1005F070	-014810	70	575	1
1005F075	-014827	75	610	1

01  
02  
03  
04  
05  
06  
07  
08  
09



## Non-sparking open jaw spanner (DIN 895)

For use in areas containing combustible or easily ignitable vapors, liquids or particulate and in all situations where sparks could result in a risk of fire and explosion.

# 1006F






### Description

- Non-arcing.
- Non-magnetic.
- Wear-resistant alloy.

### Advantage


- Extremely corrosion-resistant in many different environments (e.g. sea water)
- Alloys have been tested by the German Federal Institute for Materials Research and Testing in Berlin.

Art.-No.		 mm	 mm	
1006F0607	-015800	6x7	125	1
1006F0809	-015817	7x8	140	1
1006F1011	-011642	10x11	140	1
1006F1013	-014834	10x13	160	1
1006F1014	-015848	10x14	160	1
1006F1213	-011666	12x13	160	1
1006F1415	-015879	14x15	200	1
1006F1617	-015886	16x17	200	1
1006F1719	-015893	17x19	225	1
1006F1819	-015909	18x19	225	1
1006F2022	-011710	20x22	225	1
1006F2123	-011727	21x23	225	1
1006F2224	-011734	22x24	240	1
1006F2427	-015954	24x27	270	1
1006F2528	-015961	25x28	270	1
1006F3032	-015978	30x32	30	1
1006F3236	-015985	32x36	300	1
1006F4146	-001933	41x46	360	1
1006F4650	-001940	46x50	420	1

## Non-sparking Combination spanners (DIN 3113)

For use in areas containing combustible or easily ignitable vapors, liquids or particulate and in all situations where sparks could result in a risk of fire and explosion.

# 1007F






### Description

- Non-arcing.
- Non-magnetic.
- Wear-resistant alloy.

### Advantage

- Extremely corrosion-resistant in many different environments (e.g. sea water)
- Alloys have been tested by the German Federal Institute for Materials Research and Testing in Berlin.

Art.-No.		 mm	 mm	
1007F06	-011802	6	135	1
1007F07	-001964	7	135	1
1007F08	-997502	8	135	1
1007F09	-997519	9	150	1
1007F10	-997526	10	150	1
1007F11	-997533	11	150	1
1007F12	-002015	12	190	1
1007F13	-997540	13	190	1
1007F14	-997557	14	190	1
1007F15	-997564	15	210	1
1007F16	-997571	16	210	1
1007F17	-006792	17	210	1
1007F18	-006808	18	230	1
1007F19	-006815	19	230	1
1007F20	-006822	20	230	1
1007F21	-006839	21	250	1
1007F22	-006846	22	250	1
1007F24	-006853	24	270	1
1007F27	-006860	27	280	1
1007F30	-006877	30	300	1
1007F32	-006884	32	300	1
1007F36	-006891	36	330	1
1007F41	-014155	41	410	1
1007F46	-014162	46	410	1
1007F50	-014179	50	435	1
1007F55	-014186	55	455	1
1007F60	-014193	60	475	1





**Non-sparking ratchet, 1/2"**

For use in areas containing combustible or easily ignitable vapors, liquids or particulate and in all situations where sparks could result in a risk of fire and explosion.

# 836F



**Description**

- Non-arcng.
- Non-magnetic.
- Wear-resistant alloy.

**Advantage**

- Extremely corrosion-resistant in many different environments (e.g. sea water)
- Alloys have been tested by the German Federal Institute for Materials Research and Testing in Berlin.

Art.-No.		L mm	
836F1225	-010768	250	1

**Non-sparking socket wrench dies 1/2"**

For use in areas containing combustible or easily ignitable vapors, liquids or particulate and in all situations where sparks could result in a risk of fire and explosion.

# 1897F



**Description**

- Non-arcng.
- Non-magnetic.
- Wear-resistant alloy.

**Advantage**

- Extremely corrosion-resistant in many different environments (e.g. sea water)
- Alloys have been tested by the German Federal Institute for Materials Research and Testing in Berlin.

Art.-No.		 mm	
1897F1210	-997588	10	1
1897F1211	-014308	11	1
1897F1213	-009533	13	1
1897F1214	-014322	14	1
1897F1216	-014339	16	1
1897F1217	-014346	17	1
1897F1218	-014353	18	1
1897F1219	-014360	19	1
1897F1220	-014377	20	1
1897F1221	-014384	21	1
1897F1222	-014391	22	1
1897F1224	-014407	24	1
1897F1227	-014414	27	1
1897F1230	-014421	30	1
1897F1232	-014438	32	1

01  
02  
03  
04  
05  
06  
07  
08  
09



# Others

## Sonstiges

### 09

Set of nozzle reamers.....	<b>112</b>
Tool and drill holders.....	<b>112</b>
Safety pliers.....	<b>114</b>
Lead seals.....	<b>115</b>
Stamp for lead sealing pliers.....	<b>115</b>
Lead seal wires.....	<b>115</b>
Back-kick free soft-head hammers.....	<b>116</b>
Wrecking bars.....	<b>116</b>
Door clamping mechanism.....	<b>117</b>
Vise-grip wrenches.....	<b>118</b>

01

02

03

04

05

06

07

08

09





### Set of nozzle reamers

For cleaning nozzles.

# 245



#### Description

- Induction-hardened and smoothed.
- Quality steel.
- Conical design.
- Shape with square hinge for attachment to the metal holder.

Art.-No.		∅ mm	Stück pieces	
245-004	-597412	0,6; 0,65; 0,7; 0,75; 0,8; 0,9; 1,0; 1,1; 1,3; 1,5; 1,7; 1,9	12	5

### Tool and drill holder with ratchet

For threading and grinding.

# 280



#### Description

- Can be converted for right-hand and left-hand rotation plus rigid lock.
- Two jaw chuck for secure clamping for the square shafts.
- Sliding T-handle with grooved grid on the ends.
- Chrome-plated.

#### Advantage


- Suitable for particularly difficult-to-reach spots.

Art.-No.		 mm	 DIN 352	 DIN 206	L mm	
280-085	-910938	M3 - M10	M1 - M10	2,5 - 6,5	85	1
280-100	-910945	M5 - M12	M4,5 - M12	5,5 - 10	100	1

### Tool and drill holder with ratchet

For threading and grinding deep-set workpieces.

# 280



#### Description

- Can be converted for right-hand and left-hand rotation plus rigid lock.
- Two jaw chuck for secure clamping for the square shafts.
- Sliding T-handle with grooved grid on the ends.
- Chrome-plated.

#### Advantage

- Suitable for particularly difficult-to-reach spots.

Art.-No.		 mm	 DIN 352	 DIN 206	L mm	
280-250	-910952	2 - 5,5	M1 - M10	2,5 - 6,5	250	1
280-300	-910969	4,5 - 8	M5 - M12	5,5 - 10	300	1

### Tool holder

For holding various tools for universal use.

# 300



#### Description

- Striated brass grip
- Two interchangeable clamping cartridges for various diameters.
- Square head nut.

Art.-No.		 mm	L mm	
300-090	-601119	0 - 2,5	90	5
300-100	-601294	0 - 3,2	100	5
300-110	-601379	0 - 4	110	5




**Tool holder**

For holding various tools for universal use.

# 310

**Description**

- Fully perforated.
- Knurled union nut.
- Serrated plastic handle.
- Perforated

Art.-No.		 mm	 mm	
<b>310-105</b>	-601454	0 - 1,2	105	5
<b>310-110</b>	-601522	1,2 - 2,0	110	5
<b>310-115</b>	-601607	2,0 - 3,0	115	5
<b>310-135</b>	-601782	2,0 - 3,5	135	5
<b>310-160</b>	-601867	3,0 - 4,5	160	5
<b>310-170</b>	-601942	4,0 - 6,0	170	5
<b>310-180</b>	-909215	6,0 - 8,0	180	5




**Tool holder**

For holding various tools for universal use.

# 315

**Description**

- Brass
- Nickel-plated.
- Perforated

Art.-No.		 mm	 mm	
<b>315-801</b>	-701284	0 - 1,0	80	5
<b>315-802</b>	-701369	1 - 2,0	80	5




**Tool holder**

For holding various tools for universal use.

# 320

**Description**

- With 2 fixed welding tong components and head nuts.
- Brass shaft
- Grooved and nickel-plated
- Perforated

Art.-No.		 mm	 mm	
<b>320-115</b>	-602109	0 - 1,5 - 1,5 - 3,0	115	5

01  
02  
03  
04  
05  
06  
07  
08  
09

**Ticket pliers, nickel plated**

For marking test badges and similar

# 334


**Description**

- Solid steel design for particularly long lifespan

**Advantage**

- Quick and easy handling for efficient operation

Art.-No.		∅ mm	L mm	
<b>334-820</b>	-929558	3	120	1

**Sealing pliers**

For cutting sealing wire and lead seals with just one tool.

# 334


**Description**

- Accurate combination of pliers including lead-sealing pliers and side cutters.
- With replaceable stamps provided by us, with your own individual engraving on request.

**Advantage**

- Saves time as the tool does not need to be changed.

Art.-No.		∅ mm	L mm	
<b>334-900</b>	-928926	8	155	1

**Lead sealing pliers**

For universal lead sealing.

# 334


**Description**

- With replaceable stamps provided by us, with your own individual engraving on request.
- Simple operation thanks to conversion of the lever.

Art.-No.		∅ mm	L mm	Bezeichnung description		
<b>334-908</b>	-928933	8	130			1
<b>334-910</b>	-928940	10	130			1
<b>334-918</b>	-928957	8			334-908	1
<b>334-920</b>	-928964	10		Stempel	334-910	1





**Lead seals**

For universal lead sealing.

334



**Description**

- Flexible and portable.
- Particularly suited to smaller products such as fuel canisters.

Art.-No.		Ø mm	Inhalt content	
334-928	-998394	8	1 kg ~ 850 Stk./ pcs.	1
334-930	-334932	10	1 kg ~ 380 Stk./ pcs.	1

**Stamp for lead sealing pliers**

334



**Description**

- Spare stamp for lead sealing pliers.

**Advantage**

- On request, we can also produce your own individual lead stamps containing your logo or individual design.

Art.-No.		Ø mm	Bezeichnung description		
334-918	-928957	8		334-908	1
334-920	-928964	10	Stempel	334-910	1

**Sealing wire, zinc plated, on coil**

For universal lead sealing. The sealing wire is wound around a spool and can be cut to the required length.

334



Art.-No.		 mm	Inhalt content	
334-929	-998400	0,5 x 0,3	0,5 kg = 200 m	1
334-931	-334314	0,5 x 0,3	1,0 kg = 400 m	1

**Lead wire, galvanized, in coils**

For universal lead sealing.

334



**Description**

- Practical packaging containing bundles of standardized lengths.

Art.-No.		 mm	 mm	Stück pieces	
334-933	-334338	0,5 x 0,3	120	1000	1
334-934	-334345	0,5 x 0,3	180	1000	1

01  
02  
03  
04  
05  
06  
07  
08  
09



### Back-kick free soft-head hammers

for straightening work in which the material cannot be damaged.

# 343




#### Description

- Completely plastic-coated mallet in recoil-proof design.
- Temperature-resistant from - 20°C to + 90°C

#### Advantage


- Special filling in the hammerhead results in a multiplication of the impact energy.
- Perfect for straightening work in which the material cannot be damaged.
- Recoil-proof and protective of joints.



Art.-No.		Ø mm	L mm	
<b>343-035</b>	-911102	35	280	12
<b>343-050</b>	-911119	50	320	12
<b>343-060</b>	-911126	60	375	12

### Wrecking bar

For removing hammered in nails.

# 350







Art.-No.		L mm	 mm	
<b>350-040</b>	-446260	400	18	1
<b>350-060</b>	-464127	600	18	1
<b>350-080</b>	-464134	800	18	1



Door clamping mechanism with 50 x 50 x 6 mm T-profile

512







Art.-No.		 mm	 mm	 mm	
512-100	-013318	1000	80	48	1
512-120	-803162	1200	80	48	1
512-150	-918064	1500	80	48	1
512-210	-918071	2000	80	48	1
512-250	-002022	2500	80	48	1

Door clamping mechanism with 40 x 40 x 5 mm T-profile

513




Art.-No.		 mm	 mm	 mm	
513-100	-002039	1000	66	43	1
513-120	-666668	1200	66	43	1
513-150	-002046	1500	66	43	1
513-210	-002053	2100	66	43	1
513-250	-002060	2500	66	43	1

Door lining mounting struts

515



Art.-No.		 mm	
515-100	-001148	560-1010	2

01  
02  
03  
04  
05  
06  
07  
08  
09

### Pipe welder vise-grip wrenches

Specially designed for central clamping when welding pipes or rounded material.

# 696+




#### Description

- Upper gripper jaw, angled, prism design.
- Tension regulator and release lever.
- Body of the pliers: rolled steel, very robust.
- Sturdy gripping jaws in U design, die-forged.

#### Advantage

- Highly resilient.
- One-hand operation.
- Secure three-point support.
- High level of tension thanks to the toggle lever transmission.

Art.-No.		L mm	
696+010	-909659	260	5

### Clamp vise-grip wrenches

Clamps bulky workpieces and profiles with high bars.

# 697+




#### Description

- Tension regulator and release lever.
- Body of the pliers: rolled steel, very robust.
- Narrow, sturdy clamp gripping jaws in C-design, die-forged and hardened and tempered.

#### Advantage

- Particularly suited for clamping profile materials (U or T design).
- Highly resilient.
- One-hand operation.
- High level of tension thanks to the toggle lever transmission.

Art.-No.		L mm	
697+006	-812300	260	5

### Clamp vise-grip wrenches

For access to narrow points.

# 698+



#### Description

- Slim gripper jaw outlet.
- Tension regulator and release lever.
- Body of the pliers: rolled steel, very robust.
- Narrow, sturdy clamp gripping jaws in C-design, die-forged and hardened and tempered.

#### Advantage

- Particularly suited for clamping profile materials (U or T design).
- Highly resilient.
- One-hand operation.
- High level of tension thanks to the toggle lever transmission.

Art.-No.		L mm	
698+008	-909697	280	5



## Parallel clamp vise-grip wrenches

For access to narrow points.

# 698+



### Description

- Slim gripper jaw outlet.
- Tension regulator and release lever.
- Body of the pliers: rolled steel, very robust.
- Narrow, sturdy clamp gripping jaws in C-design, die-forged and hardened and tempered.

### Advantage

- Particularly suited for clamping profile materials (U or T design).
- Highly resilient.
- One-hand operation.
- High level of tension thanks to the toggle lever transmission.

Art.-No.		L mm	
698+007	-909680	280	5

## Universal vise-grip wrenches

For secure clamping of rounded, profile and flat material.

# 690+



### Description

- Tension regulator and release lever.
- Body of the pliers: rolled steel, very robust.
- Gripper jaws: Chromium vanadium electric steel, forged.

### Advantage

- Highly resilient.
- One-hand operation.
- High level of tension thanks to the toggle lever transmission.

Art.-No.		L mm	
690+004	-909604	220	5

## Universal Opti vise-grip wrenches

For secure clamping of rounded, profile and flat material.

# 691+



### Description

- Tension regulator and release lever.
- Body of the pliers: rolled steel, very robust.
- Gripper jaws: Chromium vanadium electric steel, forged.

### Advantage

- Highly resilient.
- One-hand operation.
- High level of tension thanks to the toggle lever transmission.

Art.-No.		L mm	
691+005	-909611	220	5

## Clamp vise-grip wrenches

For secure clamping of rounded, profile and flat material.

# 692+



### Description

- Tension regulator and release lever.
- Body of the pliers: rolled steel, very robust.
- Gripper jaws: Chromium vanadium electric steel, forged.

### Advantage

- Highly resilient.
- One-hand operation.
- High level of tension thanks to the toggle lever transmission.

Art.-No.		L mm	
692+014	-909628	280	5

01  
02  
03  
04  
05  
06  
07  
08  
09

# INDEX

101-100.....	10	171-ST50.....	50	203-110.....	61	211-609.....	67	213-357.....	65	236-090.....	72
101-101.....	10	171-ST55.....	50	203-208.....	57	211-610.....	67	213-397.....	65	236-100.....	72
101-120.....	10	171-T01.....	49	203-280.....	61	211-615.....	67	213-476.....	65	236-110.....	72
101-130.....	10	171-T02.....	49	204-002.....	59	211-620.....	67	213-556.....	65	236-120.....	72
101-131.....	10	171-T03.....	49	204-003.....	59	211-625.....	67	213-635.....	65	236-130.....	72
101-145.....	10	171-T04.....	49	204-004.....	59	211-627.....	67	213-794.....	65	236-140.....	72
101-146.....	10	171-T05.....	49	204-005.....	59	211-630.....	67	213-953.....	65	236-150.....	72
101-160.....	10	171-T06.....	49	204-006.....	59	211-640.....	67	213-960.....	65	236-160.....	72
101-180.....	10	171-T07.....	49	204-007.....	59	211T505.....	68	213-990.....	64	236-170.....	72
101-181.....	10	171-T08.....	49	204-008.....	59	211T509.....	68	213BT002.....	65	238-119.....	60
101-200.....	10	171-T09.....	49	204-009.....	59	211T510.....	68	213BT003.....	65	238-127.....	60
101-201.....	10	171-T10.....	49	204-010.....	59	211T515.....	68	213BT004.....	65	238-159.....	60
102-120.....	13	171-T15.....	49	204-011.....	59	211T520.....	68	213BT005.....	65	238-198.....	60
103-160.....	10	171-T20.....	49	204-012.....	59	211T525.....	68	213BT006.....	65	238-238.....	60
103-180.....	10	175F0410.....	104	204-013.....	59	211T527.....	68	213BT008.....	65	238-277.....	60
103-200.....	10	175F0415.....	104	204-014.....	59	211T530.....	68	213BT010.....	65	238-318.....	60
106-180.....	11	175F0610.....	104	204-017.....	59	211T540.....	68	213BT015.....	65	238-357.....	60
106-200.....	11	175F0615.....	104	204-019.....	59	212-108.....	72	213BT025.....	65	238-397.....	60
107-200.....	11	175F0815.....	104	204-022.....	59	212-109.....	72	214-002.....	63	238-476.....	60
109-160.....	12	175F1020.....	104	204-024.....	59	212-110.....	72	214-003.....	63	238-556.....	60
109-180.....	12	175F1030.....	104	204-027.....	59	212-115.....	72	214-004.....	63	238-635.....	60
109-200.....	12	175FPH1.....	104	204-105.....	59	212-120.....	72	214-005.....	63	238-714.....	60
109-250.....	12	175FPH2.....	104	204-205.....	59	212-125.....	72	214-006.....	63	238-794.....	60
112-125.....	12	175FPH3.....	104	204-305.....	59	212-127.....	72	214-007.....	63	238-873.....	60
112-150.....	12	177-H000.....	51	204-405.....	59	212-130.....	72	214-008.....	63	238-953.....	60
113-115.....	13	177-HP04.....	51	204-505.....	59	212-140.....	72	214-010.....	63	239-111.....	60
113-116.....	13	177-P000.....	50	204-808.....	58	212-145.....	72	214-012.....	63	239-127.....	60
113-130.....	13	177-P045.....	51	204-809.....	61	212-150.....	72	214-025.....	63	239-143.....	60
113-131.....	13	177-P090.....	51	204-909.....	59	212-215.....	72	214-105.....	63	239-159.....	60
171-0806.....	48	201-002.....	56	204-990.....	62	212-220.....	72	214-200.....	63	239-190.....	60
171-1206.....	48	201-003.....	56	205-003.....	70	212-225.....	72	214-310.....	71	239-220.....	60
171-1506.....	48	201-004.....	56	205-004.....	70	212-227.....	72	214-410.....	71	239-254.....	60
171-1806.....	48	201-005.....	56	205-005.....	70	212-230.....	72	214-415.....	71	240-159.....	62
171-2006.....	48	201-006.....	56	205-006.....	70	212-240.....	72	214-510.....	71	240-198.....	62
171-2506.....	48	201-007.....	56	205-007.....	70	212-245.....	72	214-515.....	71	240-238.....	62
171-2507.....	48	201-008.....	56	205-008.....	70	212-250.....	72	214-615.....	71	240-318.....	62
171-3010.....	48	201-009.....	56	205-010.....	70	212-258.....	67	214-620.....	71	240-357.....	62
171-3015.....	48	201-010.....	56	205-012.....	70	212-259.....	67	214-815.....	71	240-397.....	62
171-3024.....	48	201-011.....	56	205-014.....	70	212-260.....	66	214-820.....	71	240-476.....	62
171-3510.....	48	201-012.....	56	205-017.....	70	212-265.....	68	214-910.....	71	240-556.....	62
171-3515.....	48	201-013.....	56	205-019.....	70	212-309.....	69	215-000.....	63	240-635.....	62
171-4010.....	48	201-014.....	56	205-022.....	70	212-310.....	69	215-001.....	60	240-714.....	62
171-4015.....	48	201-015.....	56	205-101.....	57	212-315.....	69	215-002.....	64	240-794.....	62
171-PHO.....	48	201-016.....	56	205-102.....	57	212-320.....	69	215-003.....	64	240-873.....	62
171-PHO00.....	48	201-017.....	56	205-103.....	57	212-325.....	69	215-006.....	57	240-953.....	62
171-PH108.....	48	201-018.....	56	205-104.....	57	212-327.....	69	215BT004.....	65	241-111.....	62
171-PH118.....	48	201-019.....	56	205-109.....	61	212-330.....	69	222-090.....	71	241-127.....	62
171-PH128.....	48	201-020.....	56	205-202.....	57	212-340.....	69	222-100.....	71	241-429.....	62
171-PZ0.....	48	201-021.....	56	205-204.....	57	212-345.....	69	223-121.....	71	241-588.....	62
171-PZ1.....	48	201-022.....	56	207-008.....	56	212-350.....	69	223-150.....	71	241-905.....	62
171-R006.....	50	201-024.....	56	207-010.....	60	212-355.....	69	223-200.....	71	242-220.....	62
171-R106.....	50	201-027.....	56	207-011.....	59	212-360.....	69	224-100.....	71	242-540.....	62
171-R206.....	50	201-030.....	56	207-012.....	62	212BT260.....	69	224-150.....	71	245-004.....	112
171-S07.....	49	201-032.....	56	210-004.....	70	212BT309.....	69	224-200.....	71	250-010.....	52
171-S09.....	49	201-036.....	56	210-005.....	70	212BT310.....	69	225-101.....	71	250-015.....	52
171-S13.....	49	201-105.....	56	210-006.....	70	212BT315.....	69	225-150.....	71	250-020.....	52
171-S15.....	49	201-205.....	56	210-008.....	70	212BT320.....	69	225-200.....	71	250-025.....	52
171-S20.....	49	201-305.....	56	210-010.....	70	212BT325.....	69	226-100.....	71	250-030.....	52
171-S25.....	49	201-405.....	56	210-012.....	70	212BT327.....	69	226-150.....	71	250-035.....	52
171-S30.....	49	201-505.....	56	210-014.....	70	212BT330.....	69	226-200.....	71	250-042.....	52
171-SK15.....	49	201-909.....	58	210-016.....	70	212BT340.....	69	228-100.....	71	250-043.....	52
171-SK20.....	49	201F002.....	104	211-504.....	67	213-002.....	64	228-150.....	71	250-044.....	52
171-SK25.....	49	201F003.....	104	211-505.....	66	213-003.....	64	228-200.....	71	250-045.....	52
171-SK30.....	49	201F004.....	104	211-506.....	66	213-004.....	64	230-100.....	71	250-120.....	52
171-SK35.....	50	201F005.....	104	211-507.....	66	213-005.....	64	230-200.....	71	250-130.....	52
171-ST15.....	50	201F006.....	104	211-508.....	66	213-006.....	64	235-0210.....	70	250-140.....	52
171-ST20.....	50	201F008.....	104	211-509.....	66	213-007.....	64	235-0251.....	70	250-500.....	53
171-ST25.....	50	201F010.....	104	211-510.....	66	213-008.....	64	235-0310.....	70	250-520.....	53
171-ST30.....	50	201F012.....	104	211-515.....	66	213-010.....	64	235-0415.....	70	250-540.....	53
171-ST32.....	50	201F014.....	104	211-520.....	66	213-012.....	64	235-0515.....	70	250-545.....	53
171-ST35.....	50	202-290.....	61	211-525.....	66	213-015.....	64	235-0620.....	70	250-550.....	53
171-ST40.....	50	203-080.....	57	211-527.....	66	213-025.....	64	235-0820.....	70	250-560.....	53
171-ST45.....	50	203-100.....	57	211-530.....	66	213-127.....	65	235-1020.....	70	250-570.....	53
				211-540.....	66	213-159.....	65	236-050.....	72	280-085.....	112
				211-545.....	66	213-198.....	65	236-055.....	72	280-100.....	112
				211-550.....	66	213-238.....	65	236-060.....	72	280-250.....	112
				211-555.....	66	213-277.....	65	236-070.....	72	280-300.....	112
				211-560.....	66	213-318.....	65	236-080.....	72	300-090.....	112





300-100	112	300H1002	97	321-200	76	326-065	78	327-270	90	330-0025	92
300-110	112	300H1003	97	321-400	76	326-070	78	327-280	90	330-501	91
300H0255	99	300H1004	97	321-600	76	326-075	78	327-300	90	330-502	91
300H0256	99	300H1005	97	321-800	76	326-080	78	327-320	90	330-503	91
300H0355	99	300H1006	97	322-200	76	326-085	78	327-350	90	330-504	91
300H0356	99	300H1007	97	322-400	76	326-090	78	327-380	90	330-505	91
300H0455	99	300H1008	97	322-600	76	326-095	78	327-400	90	330-506	91
300H0456	99	300H1009	97	322-800	76	326-100	78	327-2025	90	330-508	91
300H0555	99	300H1010	97	325-001	77	326-109	79	327-2030	90	330-510	91
300H0556	99	300SZ0201	98	325-002	77	326-119	79	327-2040	90	330-512	91
300H0655	99	300SZ0202	98	325-003	77	326-120	79	327-2050	90	330-515	91
300H0656	99	300SZ0204	98	325-004	77	326-130	79	327-4025	90	330-520	91
300H0755	99	300SZ0205	98	325-005	77	326-132	79	327-4030	90	330-5015	91
300H0756	99	300SZ0206	98	325-006	77	326-133	79	327-4040	90	330-5025	91
300H0855	99	300SZ0207	98	325-007	77	326-134	79	327-4050	90	331-001	95
300H0856	99	300SZ0208	98	325-008	77	326-230	79	328-101	91	331-001K	96
300H1055	99	300SZ0209	98	325-009	77	326-320	80	328-102	91	331-001R	96
300H1056	99	300SZ0210	98	325-010	77	326-330	80	328-103	91	331-001V	94
300H0201	97	300SZ0301	98	325-011	77	326-350	80	328-104	91	331-002	95
300H0202	97	300SZ0302	98	325-012	77	326-360	80	328-105	91	331-002K	96
300H0203	97	300SZ0303	98	325-013	77	326-402	81	328-106	91	331-002R	96
300H0204	97	300SZ0304	98	325-014	77	326-403	81	328-107	91	331-002V	94
300H0205	97	300SZ0305	98	325-015	77	326-404	81	328-108	91	331-003	95
300H0206	97	300SZ0306	98	325-016	77	326-405	81	328-110	91	331-003K	96
300H0207	97	300SZ0307	98	325-018	77	326-406	81	328-112	91	331-003P	95
300H0208	97	300SZ0308	98	325-020	77	326-407	81	328-115	91	331-003R	96
300H0209	97	300SZ0309	98	325-120	77	326-408	81	328-120	91	331-003V	94
300H0210	97	300SZ0310	98	326-002	78	326-409	81	328-1015	91	331-004	95
300H0301	97	300SZ0401	98	326-003	78	326-410	81	328-1025	91	331-004K	96
300H0302	97	300SZ0402	98	326-004	78	326-412	81	329-201	94	331-004P	95
300H0303	97	300SZ0403	98	326-005	78	326-414	81	329-202	94	331-004R	96
300H0304	97	300SZ0404	98	326-006	78	326-416	81	329-203	94	331-004V	94
300H0305	97	300SZ0405	98	326-007	78	326-418	81	329-204	94	331-005	95
300H0306	97	300SZ0406	98	326-008	78	326-420	81	329-205	94	331-005K	96
300H0307	97	300SZ0407	98	326-009	78	326-422	81	329-206	94	331-005P	95
300H0308	97	300SZ0408	98	326-010	78	326-424	81	329-207	94	331-005R	96
300H0309	97	300SZ0409	98	326-011	78	326-426	81	329-208	94	331-005V	94
300H0310	97	300SZ0410	98	326-012	78	326-428	81	329-210	94	331-006	95
300H0401	97	300SZ0501	98	326-013	78	326-430	81	329-212	94	331-006K	96
300H0402	97	300SZ0502	98	326-014	78	326-432	81	329-215	94	331-006P	95
300H0403	97	300SZ0503	98	326-015	78	326-434	81	329-220	94	331-006R	96
300H0404	97	300SZ0504	98	326-016	78	326-436	81	329-2015	94	331-006V	94
300H0405	97	300SZ0505	98	326-017	78	326-438	81	329-2025	94	331-007	95
300H0406	97	300SZ0506	98	326-018	78	326-440	81	330-001	92	331-008	95
300H0407	97	300SZ0507	98	326-019	78	326-442	81	330-001R	93	331-008K	96
300H0408	97	300SZ0508	98	326-020	78	326-444	81	330-001V	92	331-008P	95
300H0409	97	300SZ0509	98	326-021	78	326-446	81	330-002	92	331-008R	96
300H0410	97	300SZ0510	98	326-022	78	326-448	81	330-002R	93	331-008V	94
300H0501	97	300SZ0601	98	326-023	78	326-450	81	330-002V	92	331-010	95
300H0502	97	300SZ0602	98	326-024	78	326-452	81	330-003	92	331-010K	96
300H0503	97	300SZ0603	98	326-025	78	326-454	81	330-003P	93	331-010P	95
300H0504	97	300SZ0604	98	326-026	78	326-456	81	330-003R	93	331-010R	96
300H0505	97	300SZ0605	98	326-027	78	326-458	81	330-003V	92	331-010V	94
300H0506	97	300SZ0606	98	326-028	78	326-460	81	330-004	92	331-012	95
300H0507	97	300SZ0607	98	326-029	78	326-553	82	330-004P	93	331-012K	96
300H0508	97	300SZ0608	98	326-030	78	326-573	82	330-004R	93	331-012V	94
300H0510	97	300SZ0609	98	326-031	78	326-575	82	330-004V	92	331-015	95
300H0601	97	300SZ0610	98	326-032	78	326-580	82	330-005	92	331-020	95
300H0602	97	300SZ0801	98	326-033	78	326-590	81	330-005P	93	331-501	94
300H0603	97	300SZ0802	98	326-034	78	326-592	81	330-005R	93	331-502	94
300H0604	97	300SZ0803	98	326-035	78	326-595	82	330-005V	92	331-503	94
300H0605	97	300SZ0804	98	326-036	78	327-020	90	330-006	92	331-504	94
300H0606	97	300SZ0805	98	326-037	78	327-030	90	330-006P	93	331-505	94
300H0607	97	300SZ0806	98	326-038	78	327-040	90	330-006R	93	331-506	94
300H0608	97	300SZ0807	98	326-039	78	327-050	90	330-006V	92	331-508	94
300H0609	97	300SZ0808	98	326-040	78	327-060	90	330-007	92	331-510	94
300H0610	97	300SZ0809	98	326-041	78	327-070	90	330-008	92	331-512	94
300H0801	97	300SZ0810	98	326-042	78	327-080	90	330-008P	93	331-515	94
300H0802	97	310-105	113	326-043	78	327-100	90	330-008R	93	331-520	94
300H0803	97	310-110	113	326-044	78	327-120	90	330-008V	92	331-5015	94
300H0804	97	310-115	113	326-045	78	327-150	90	330-010	92	331-5025	94
300H0805	97	310-135	113	326-046	78	327-180	90	330-010P	93	332-100	100
300H0806	97	310-160	113	326-047	78	327-200	90	330-010R	93	332-102	100
300H0807	97	310-170	113	326-048	78	327-220	90	330-010V	92	332-103	100
300H0808	97	310-180	113	326-049	78	327-230	90	330-012	92	332-104	100
300H0809	97	315-801	113	326-050	78	327-240	90	330-012V	92	332-105	100
300H0810	97	315-802	113	326-055	78	327-250	90	330-0015	92	332-106	100
300H1001	97	320-115	113	326-060	78	327-260	90	330-020	92	332-108	100

01	96
02	94
03	95
04	96
05	95
06	94
07	95
08	96
09	95

332-110	100	431-401	34	469K0600-120	18	490-0400-100	23	493K1250-120	28	515-100	117
332-112	100	432-001	35	469K0800-120	18	490+0400-100	22	493K1500-120	28	516-110	38
332-122	100	432-002	35	469K1000-120	18	490-0400-120	23	493K2000-120	28	516-155	38
332-123	100	432-003	35	469K1250-120	18	490+0400-120	22	493K2500-120	28	516-200	38
332-124	100	432-004	35	469K1500-120	18	490-0400-140	23	493K3000-120	28	516-300	38
332-125	100	432-006	35	469U+0200-100	18	490+0400-140	22	502-400	39	517-150	39
332-126	100	432-013	35	469U+0250-120	18	490-0400-175	23	505-040	30	517-300	39
332-128	100	433-070	35	469U+0300-140	18	490+0400-175	22	505+040	29	517-450	39
332-130	100	440-150	36	469U+0400-120	18	490-0500-080	23	505-060	30	517-600	39
332-132	100	440-156	36	469U+0600-120	18	490-0500-100	23	505+060	29	520-080	42
332-352	99	440-158	36	472H0120-060	19	490+0500-100	22	505-080	30	520-100	42
332-353	99	441-580	36	472H0160-080	19	490-0500-120	23	505+080	29	520-100-G	42
332-354	99	441-600	36	472H0200-100	19	490+0500-120	22	505-100	30	520-100-R	42
333-000	101	441H580	36	472H0250-120	19	490-0500-140	23	505+100	29	520-125	42
333-001	101	441H600	36	472H0300-140	19	490+0500-140	22	505K040	30	520-125-G	42
333-002	101	442-400	37	472H0400-120	19	490-0500-175	23	505K060	30	520-125-R	42
333-015	101	442-600	37	472H0500-120	19	490+0500-175	22	505K080	30	520-150	42
333-015E	101	450-050	37	472H0600-120	19	490-0600-080	23	505K100	30	520-150-G	42
333-020	101	450-100	37	472H0800-120	19	490-0600-120	23	506-040	30	520-150-R	42
333-020E	101	450-260	37	472H1000-120	19	490+0600-120	22	506+040	29	520-175	42
333-025	101	469-0100-050	17	473K0200-120	20	490-0600-140	23	506-060	30	520-175-G	42
333-025E	101	469+0100-050	16	473K0250-120	20	490+0600-140	22	506+060	29	520-175-R	42
333-030	101	469-0120-060	17	473K0300-120	20	490-0600-175	23	506-080	30	525-100	43
333-030E	101	469+0120-060	16	473K0400-120	20	490+0600-175	22	506+080	29	525-100-G	43
333-040	101	469-0160-080	17	473K0500-120	20	490-0800-120	23	506-100	30	525-100-R	43
333-040E	101	469+0160-080	16	473K0600-120	20	490+0800-120	22	506+100	29	525-101	45
333-050	101	469-0200-050	17	475K0250-120	20	490-0800-140	23	506K040	30	525-102	45
333-050E	101	469+0200-050	16	475K0300-140	20	490+0800-140	22	506K060	30	525-125	43
334-030	101	469-0200-060	17	475K0500-140	20	490-0800-175	23	506K080	30	525-125-G	43
334-031	101	469+0200-060	16	475K0800-140	20	490+0800-175	22	506K100	30	525-125-R	43
334-820	114	469-0200-080	17	475K1000-120	20	490-1000-120	23	507-040	30	525-126	45
334-900	114	469+0200-080	16	475K1250-120	20	490+1000-120	22	507+040	29	525-127	45
334-908	114	469-0200-100	17	475K1500-120	20	490-1000-140	23	507-060	30	525-150	43
334-910	114	469+0200-100	16	476K0300-140	19	490+1000-140	22	507+060	29	525-150-G	43
334-918	114, 115	469-0250-100	17	480K0300-175	20	490-1000-175	23	507-080	30	525-150-R	43
334-920	114, 115	469+0250-100	16	480K0400-175	20	490+1000-175	22	507+080	29	525-151	45
334-928	115	469-0250-120	17	480K0500-175	20	490-1250-120	23	507-100	30	525-152	45
334-929	115	469+0250-120	16	480K0600-175	20	490-1500-120	23	507+100	29	525-175	43
334-930	115	469-0300-050	17	480K0800-175	20	490K0160-080	24	507K040	30	525-175-G	43
334-931	115	469+0300-050	16	480K1000-175	20	490K0200-100	24	507K060	30	525-175-R	43
334-933	115	469-0300-060	17	480K1250-175	20	490K0250-120	24	507K080	30	525-176	45
334-934	115	469+0300-060	16	480K1500-175	20	490K0300-120	24	507K100	30	525-177	45
343-035	116	469-0300-080	17	490-0100-050	23	490K0300-140	24	508-040	30	545-080	44
343-050	116	469+0300-080	16	490+0100-050	22	490K0400-120	24	508+040	29	545-100	44
343-060	116	469-0300-100	17	490-0120-065	23	490K0400-175	24	508-060	30	545-115	44
345F020	105	469+0300-100	16	490+0120-065	22	490K0500-120	24	508+060	29	545-125	44
345F030	105	469-0300-120	17	490-0120-080	23	490K0600-120	24	508-080	30	545-135	44
345F050	105	469+0300-120	16	490-0150-050	23	490K0800-120	24	508+080	29	545-150	44
345F100	105	469-0300-140	17	490+0150-050	22	490K1000-120	24	508-100	30	545-180	44
350-040	116	469+0300-140	16	490-0160-080	23	493-0400-120	27	508+100	29	545F100	44
350-060	116	469-0400-080	17	490+0160-080	22	493+0400-120	26	508K040	30	545F125	44
350-080	116	469+0400-080	16	490-0200-050	23	493-0500-120	27	508K060	30	545F150	44
365-050	32	469-0400-100	17	490+0200-050	22	493+0500-120	26	508K080	30	545F180	44
365-075	32	469+0400-100	16	490-0200-065	23	493-0600-120	27	508K100	30	545G100	44
365-100	32	469-0400-120	17	490+0200-065	22	493+0600-120	26	509-030	30	545G125	44
365-150	32	469+0400-120	16	490-0200-080	23	493-0800-120	27	509+030	29	545G150	44
365-200	32	469-0400-120-S	17	490+0200-080	22	493+0800-120	26	509-060	30	545G180	44
365-250	32	469+0400-120-S	16	490-0200-100	23	493-1000-120	27	509+060	29	545K125	44
420-028	32	469-0500-120	17	490+0200-100	22	493+1000-120	26	509-080	30	545K140	44
420-053	32	469+0500-120	16	490-0200-120	23	493-1250-120	27	509+080	29	545K150	44
420-078	32	469-0600-120	17	490-0250-080	23	493+1250-120	26	509K030	30	546-100	45
420-105	32	469+0600-120	16	490+0250-080	22	493-1500-120	27	509K060	30	546-115	45
420-130	32	469-0600-120-S	17	490-0250-100	23	493+1500-120	26	509K080	30	546-125	45
420-155	32	469+0600-120-S	16	490+0250-100	22	493-1800-120	27	511-200	38	546-135	45
420-206	32	469-0800-120	17	490-0250-120	23	493+1800-120	26	511-300	38	546-150	45
430-028	34	469+0800-120	16	490+0250-120	22	493-2000-120	27	511-400	38	546-180	45
430-040	34	469-1000-120	17	490-0300-065	23	493+2000-120	26	511-600	38	550-080	45
430-055	34	469+1000-120	16	490+0300-065	22	493-2200-120	27	511-800	38	550-100	45
430-070	34	469-1250-120	17	490-0300-080	23	493+2200-120	26	512-100	117	550-115	45
430-105	34	469+1250-120	16	490+0300-080	22	493-2500-120	27	512-120	117	550-125	45
431-001	34	469-1500-120	17	490-0300-100	23	493+2500-120	26	512-150	117	550-135	45
431-002	34	469+1500-120	16	490+0300-100	22	493-3000-120	27	512-210	117	550-150	45
431-003	34	469K0160-080	18	490-0300-120	23	493+3000-120	26	512-250	117	550-180	45
431-004	34	469K0200-100	18	490+0300-120	22	493K0400-120	28	513-100	117	591-105	39
431-006	34	469K0250-120	18	490-0300-140	23	493K0500-120	28	513-120	117	591-155	39
431-009	34	469K0300-140	18	490+0300-140	22	493K0600-120	28	513-150	117	591-158	39
431-010	34	469K0400-120	18	490-0400-080	23	493K0800-120	28	513-210	117	591-205	39
431-012	34	469K0500-120	18	490+0400-080	22	493K1000-120	28	513-250	117	591-208	39





**KUKKO**  
Quality Tools Inc.

A world **in motion**  
since 1919!

Specialized in extractors



# General Catalog

US  
2018/2019

KUKKO Tool Program







# KUKKO tool factory a world in motion since 1919!

**KUKKO Werkzeugfabrik Kleinbongartz & Kaiser oHG is the manufacturer of extractor tools for users in trade and industry.**


In 1919, Kleinbongartz & Kaiser oHG, the core company of today's KUKKO Group, was founded by Alfred Kleinbongartz and his brother-in-law Emil Kaiser in Remscheid, the centre of the German tool industry.

As of October 2013, the company location is in Hilden. KUKKO has been an independent, owner-run family company for four generations and is one of the world's leading producers of extractor tools of all kinds.

From the very beginning, KUKKO specialized in the development and manufacturing of extractor tools for the non-destructive dismantling of gears, bearings, ball bearings and similar components in all areas of technology.

To this day, the product lines, extractor tools and dismantling tools are the core business of the KUKKO Group.

Numerous German and foreign patents, registered designs, and utility models bear witness to the intensive, continuous and successful development work.



External extracting..... **10-71**

Internal extracting..... **72-85**

Separating..... **86-93**

Ball bearing removal and fitting..... **94-105**

Series 800..... **106-121**

Nut splitting ..... **122-125**

Ball-joint extractors..... **126-139**

Automotive special ..... **140-157**

Extractor ..... **158-163**

Others..... **164-167**

Hydraulic..... **164-167**

Workshop equipment ..... **186-201**

The 4 puller principles..... **9**

Pulling Jaws Basics..... **194-199**

Index..... **200-209**

Explanation / Safety instructions..... **210-211**

01



02



03



04



05



06



07



08



09



10



11



12



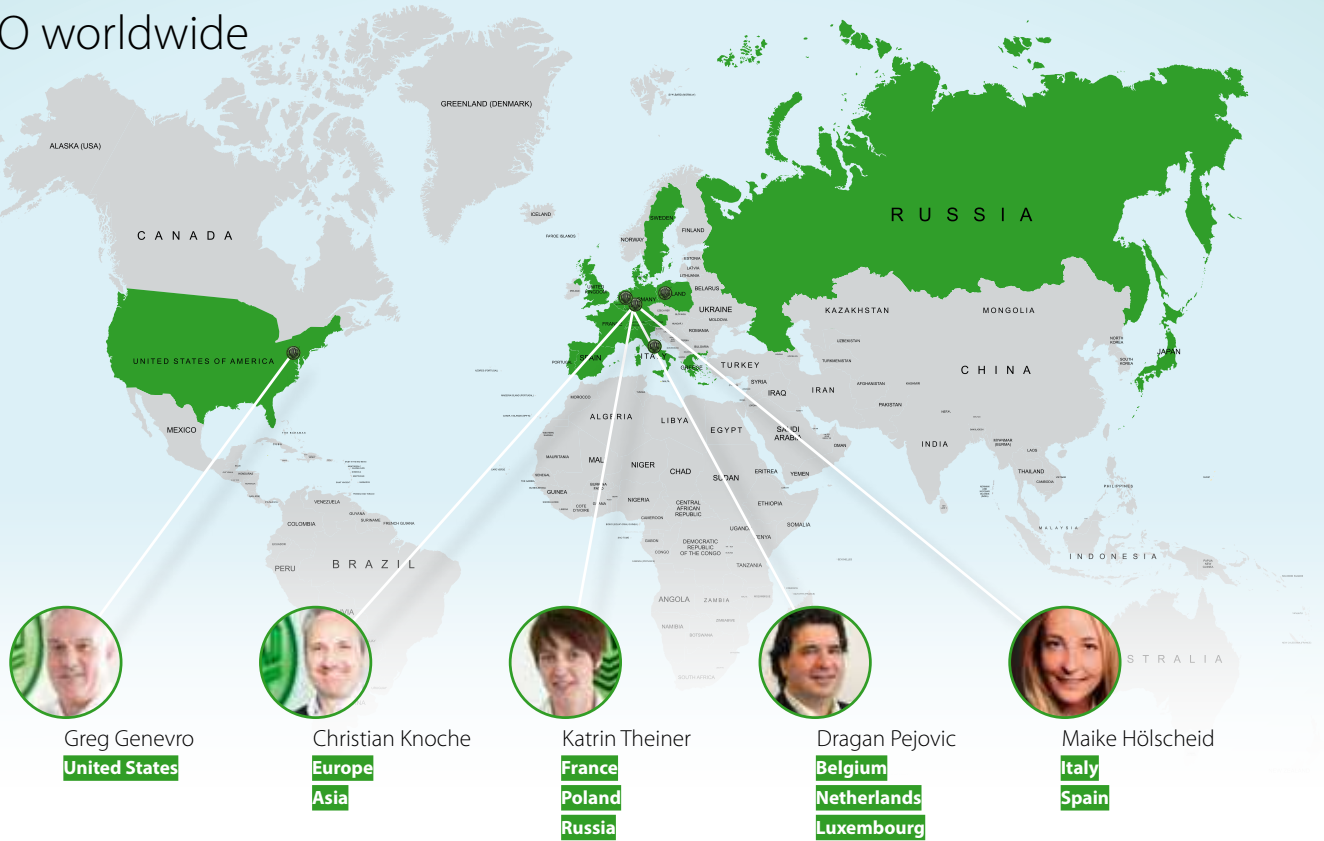
13







## KUKKO worldwide



## Hilden Logistics Center

**State-of-the-art storage technology - Global distribution - Supply capability as a success factor**

An optimized organization, state-of-the-art data technology and the new, automated small parts warehouse at the Hilden location guarantee that 95 per cent of customer orders received at the factory are shipped within 24 hours. In the tool industry, this warehouse is the most modern of its kind. In addition to shipping, it also supplies our company's production.





# Innovation, competence, quality, service and customer proximity

**have for decades been the foundation of the company's success in the world's markets. More than 60% of production is exported and sold worldwide in more than 100 countries.**

The success with more than 150 extractor types in more than 500 different implementation sizes has, over time, resulted in the KUKKO brand name becoming synonymous with extractor tools.

Strict adherence to the requirements of the customer benefit – as well its modernity, high technical competence, significant financial power, and timely customer service – has made KUKKO an esteemed partner of the retail trade and one of the top European system suppliers in the workshop area of the automotive industry.

## Design and modeling

### 3D printing technology in the early design phase

The tradition of technical drawing on paper was digitalized a long time ago. Today, an engineer can use professional CAD applications for the design and construction of technical solutions. They can be used to create a virtual model of three-dimensional objects using a computer. One great advantage here is the spatial representation of the object as needed.



Meanwhile, it is also possible to quickly create the previously produced 3D model with cutting-edge printing technology early on in the design phase.







# Knowledge management

## Shorter distances, faster design

With the integration of Confluence into the operation, the current design status of any product can be viewed at any time. Using defined data on deadlines and allocation to teams and people, what is missing, who is responsible, and when the task must be completed can all be seen at a glance.

*Project status and deadlines globally visualized.*

The schedule for the development of a new tool is designed and established from the start through to completion. The clear allocation of tasks and their due dates help prevent unnecessary down times. The development phase is significantly optimized with Confluence.

The customer can also see the transparency of the product development. Specific customer projects can always be monitored and, if necessary, immediately corrected.





# Puller guide

**Use our guide to pullers to help quickly and safely select the right puller.**

Not sure which puller is the right one for you? Our guide will ensure that you find the puller best suited for your application. Whether external pulling, interior extraction, separating pulling, or the fitting and removal of ball bearings, you can find the right tool for every application.

The guide also serves as a textbook for pulling applications and is available in seven languages.

You can find it under the download section in the service area of our website.



# TURNUS catalogue

**Our TURNUS line of products is specially designed for bolting, tensioning, clamping, striking, and marking jobs.**

Any time you need to clamp something in place or mark something, the TURNUS catalogue has the solution for your application. Hand vises, screw clamps, door clamps, vises, screwdrivers, pin wrenches, punching and cutting, signing and marking as well as arc-free tools are part of the product range. You can download the current catalogue under downloads in the service area. Our website also offers you fast access to all TURNUS products via the TURNUS products tab.





## Information about the KUKKO product range

We have made plenty of information available for you in the download area. You will also find detailed information and application videos concerning the product.

Would you like to order spare parts? You can do this quickly and easily, because almost all the components are available and numbered as spare parts. In the service area of our homepage, you will find the spare parts list for downloading.



## Videos

**The videos will help you with any questions you may have about the application of our tools.**

What is the proper way to use the tool? The application video is a quick illustration of the safe and correct use of our tools. Almost all our tools have a QR code that you can scan with your smartphone to directly access the corresponding video.

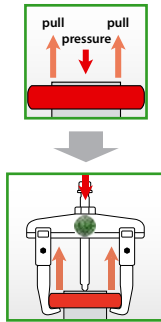




## EXTERNAL



The part to be removed is on a shaft and is freely accessible from the outside!

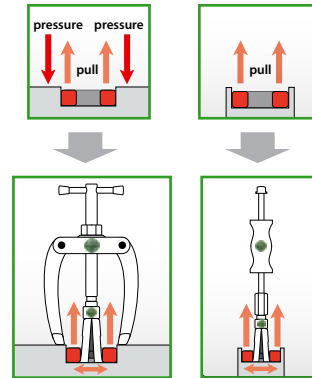


Use an **EXTERNAL** puller

## INTERNAL



The part to be removed is in a recess!

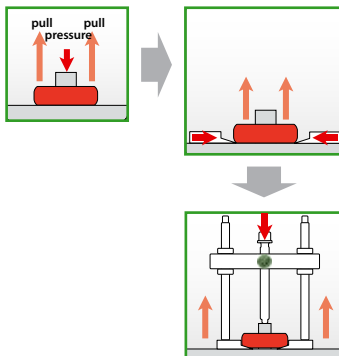


Use an **INTERNAL** puller

## SEPARATING



The part to be removed is level. It is not possible to use standard puller jaws!



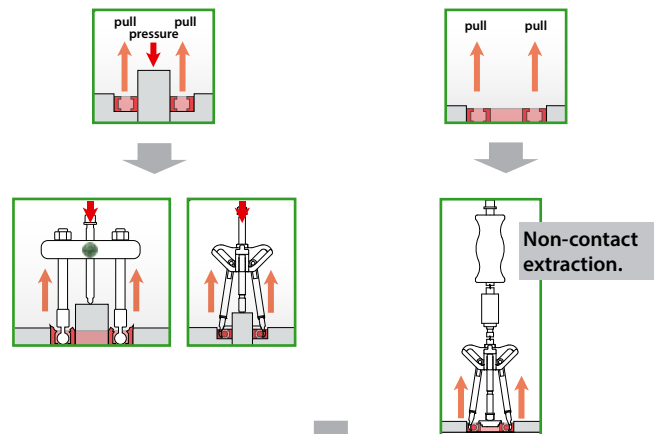
Use an **SEPARATING** device

## BALL BEARING



**A**  
The ball bearing is in a housing and on a shaft at the same time.

**B**  
The ball bearing is inside a casing, but has no shaft for support.



Use an **BALL BEARING** extractor





## PULLERS -

these original KUKKO designs have been known for decades and have proven themselves in a wide range of application areas worldwide. KUKKO has a very large range of various types of pullers.

### *Pullers with sliding, parallel jaws*

- Parallel pulling hooks in every position, even with full load.
- Turning the pulling hooks enables them to be used both internally and externally.

### *Pullers with swivelling jaws*

- The larger the pulling force, the stronger the puller hook's grip on the workpiece to be removed.

### *Pullers with self-centering jaws*

- Automatic self-tensioning and self-centering pulling hooks auto grip.

### *Pullers with reversible jaws*

- The pulling hooks are reversible and can be used on both sides with various different types of hooks.

### *Pullers with side clamp*

- Clamps increase the pressure of the hooks significantly and prevent the puller from slipping.
- When the tension clamp is tightened, the pulling jaws grip below the part to be removed and loosen it before the actual removal process.

### *Pullers with adjustable jaws*

- The Alligator conversions ensure that the pulling hooks can only be opened and closed by operating the adjustment spanner. The grip of the conversions is therefore as strong as an alligator's bite.





# External extracting

## Außen-Abziehen

### 01

Selection of the right external puller.....	<b>12</b>
Pullers with sliding, parallel jaws.....	<b>16</b>
Puller, high performance is guaranteed.....	<b>33</b>
Jaws and accessories external pulling .....	<b>36</b>
Spindle basics.....	<b>42</b>
Pullers with swivelling jaws.....	<b>50</b>
Pullers with self-centering jaws.....	<b>56</b>
Pullers with Auto-Snap.....	<b>60</b>
Puller with cone-driven spread adjuster.....	<b>61</b>
Pullers with reversible jaws.....	<b>62</b>
Pullers with side clamp.....	<b>64</b>
Pullers with adjustable jaws.....	<b>66</b>
Small part puller.....	<b>67</b>
Puller Economy.....	<b>68</b>





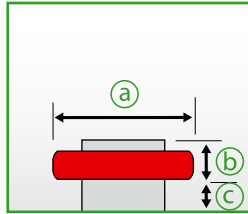
## Selection of the right external puller



**The part to be removed is on a shaft and is freely accessible from the outside!**



### 1st step: Measuring the space available



- a diameter → defines the spreads
  - b depth → defines max. reach
  - c available space → defines the size of the puller jaw
- 194-199

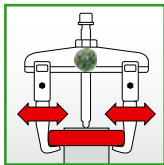
### 2nd step: Selection of the puller type

**Requirement:**

- The puller is used for various applications.
- The puller must be able to change characteristics e.g. increase the reach etc.

**Recommendation of KUKKO**

**Puller with sliding, parallel puller jaws**



The puller jaws can be moved continuously (even asymmetrically) on the cross-beam, and can be fixed to the cross-beam using a bolt connection or knurled knob.

**Series available**

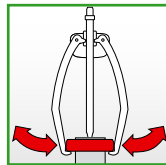
11 ; 20; 20+; 20-S; 20+S; 20-S-T  
20-S+T; 30; 30+; 30-S; 30+S  
30-S-T; 30-S+T; 110; 120; 130

**Requirement:**

- The same removal application is always used.

**Recommendation of KUKKO**

**Puller with self-centering puller jaws (autogrip)**



The two puller jaws are connected to each other. The pullers therefore ensure automatic self-tensioning and self-centering of the jaws.

**Series available**

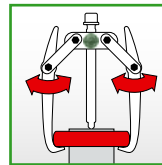
43; 44; 45; 482; 483; 844; 845

**Requirement:**

- The same removal application is always used.
- Same application at different depths.

**Recommendation of KUKKO**

**Puller with swivel puller jaws**



The jaws and the cross-beam are connected by movable brackets. As the spindle pulls, the jaws tense and tighten firmly. An additional option is swivel-jaws pullers. Reversing the puller jaws expands or reduces the reach.

**Series available**

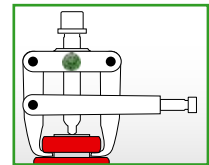
41; 42; 46; 47; 201; 203; 205  
206; 207; 208; 209

**Requirement:**

- The bearing is flush.
- It is especially important that the puller arms do not slip off.

**Recommendation of KUKKO**

**Puller with side tension clamps.**



To remove fitting parts the puller jaws grab beneath the part to be removed when pulling on the side clamps and loosen the part even before the actual pulling process. The clamp presses the puller jaws securely onto the part to be removed. This ensures that the puller jaws do not slip off.

**Series available**

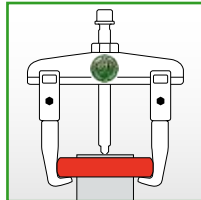
204; 210



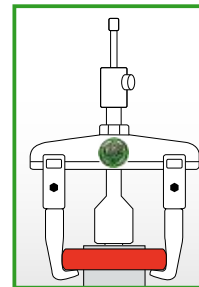
### 3rd step: How much force is required?

A normal amount of pressure is required.

High pressure is required because the part to be removed is particularly secure, or rusted.



**Puller with mechanical pressure spindle**



**Puller with long hydraulic spindle**

### 4th step: Select model

The selected pulling tool normally states the necessary power and pulling force. However, in order to be absolutely sure, you should always choose the largest possible model for dimension ranges which cross over.

#### For example:

#### 1st step: Measuring the space available

Diameter: 142 mm / 120 mm / 135 mm  
Depth: 135 mm / 120 mm / 220 mm  
Available space: unlimited

#### 2nd step: Selection of puller type

Specification: There must be pulled various bearings at different depths.  
Target: We are looking for a puller which can be individually adapted.

**According to the puller guide should be used pullers with sliding puller arms that are always parallel.**

#### 3rd step: How much force is needed?

The bearings are on the shaft.

**According to the puller guide should be used a puller with a mechanical spindle.**

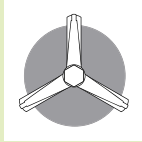
#### 4th step: Select model

**According to the KUKKO website choose the pullers from series 20 and 30 in size 2.**

The decision falls to : 30-2+

Advantage:

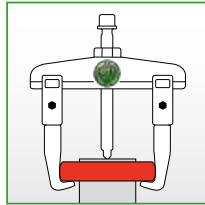
- with the 3-jaw model, you have the best possible load distribution and a particularly secure hold.
- You can adjust your puller to the relevant reach by buying the extensions.
- The quick adjusting capability allows the reach to be changed quickly.



You should always give a 3-jaw puller preference if the access conditions permit. The uniform load distribution guarantees a particularly secure hold on the to be extracted part.

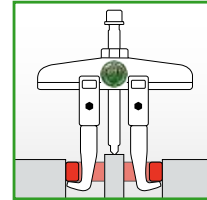
## Mode of operation

### STANDARD



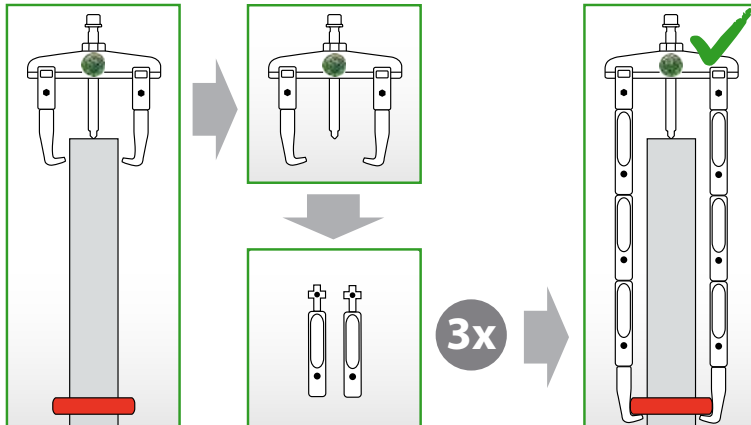
External pulling is the most common type of pulling. The part to be extracted such as a gear wheel, pulley or ball bearing, is gripped from the outside. The part is loosened from the shaft by the pull of the pressure screw.

### as INTERNAL extractor



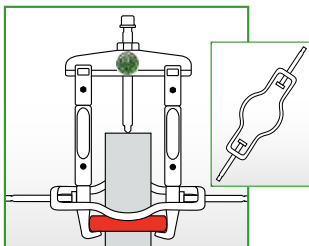
The external pullers can also be used as internal extractors by turning the jaws. **Important: When used as internal extractors, a fixed center point is required to brace the pressure screw of the products in these series.**

## Accessories: Modular extensions



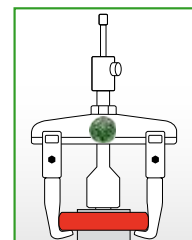
For the 20 and 30 series, we offer modular extensions. If the part to be removed sits deep on a shaft, jaw extensions will be needed.

## Accessories: Side clamp



The side clamp is available separately (No. 219-1). It is attached to the puller jaw after the puller has been fitted and prevents slippage of the puller jaw under very high forces.

## Accessories: Grease hydraulic pressure spindle



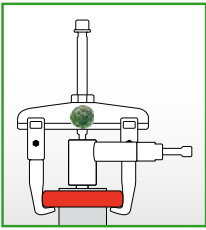
The hydraulic spindle ensures controlled and secure operating of 7-20 t. It uses the entire capability of the puller, over and above what can be achieved with a mechanical spindle. When replacing a mechanical spindle with a hydraulic one, there is also a considerable reduction in the drive force which needs to be used.





## Sliding-arm pullers with constantly parallel jaws

### Accessories: auxiliary grease hydraulic rams



**For use with mechanical KUKKO pullers from size 3.**

The auxiliary grease hydraulic rams are a good tool for significantly increasing the pressure when removing very secure parts. The hydraulic rams are simply secured between the spindle and shaft with the mechanical spindle.

**No conversion of the puller is needed!**

### Accessories: Puller jaws

**Pullers in series 20 and 30 can easily be adjusted using different puller jaws lengths and types.**



**Which puller jaws are right for which puller?**

The puller jaws that start with **-1** ➔ fit all pullers of size **-1** and **-10**

The puller jaws that start with **-2** ➔ fit all pullers of size **-2** and **-20**

The puller jaws that start with **-3** ➔ fit all pullers of size **-3** and **-30**

The puller jaws that start with **-3** ➔ can also use by the pullers of size **-4** and **-40**

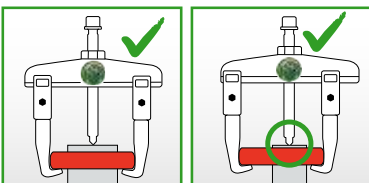
Example:

**20-2** ➔ has the puller jaws 2-150-P

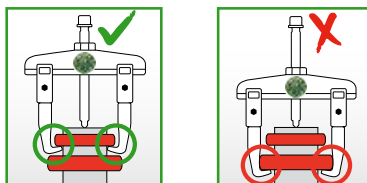
➔ can also use: 2-151-P; 2-152-P; 2-153-P

➔ can also use long puller jaws such as: 2-300-P; 2-301-P; 2-302-P; 2-303-P

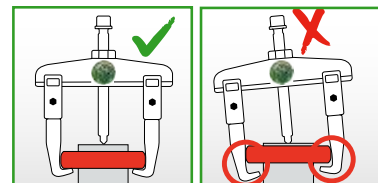
### Safety instructions



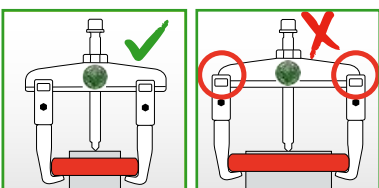
The puller must be centrally positioned for center shafts. If the shaft is not centered, pulling with parallel jaws may result asymmetrical pulling.



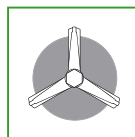
If there are several parts to be pulled, always remove them one-by-one. Never remove several parts simultaneously.



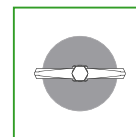
Jaws must always be positioned directly below the part to be removed.



The jaws must be set firmly and completely against the cross-beam.



If there is adequate free space around the part, we recommend a 3-jaw puller for optimal force distribution.



A 2-jaw puller is always used in situations where there is insufficient space for a 3-jaw puller.



## Pullers with sliding, parallel jaws

### 2-jaw pullers

For removing bearings, gears, discs, etc.

# 20

- 20-1
- 20-10**
- 20-2
- 20-20
- 20-3
- 20-30
- 20-4
- 20-40



**20-5**

#### Description

- Standard pulling hook.
- Parallel pulling hooks in every position, even with full load.
- Pulling hooks with infinitely variable adjustment on the cross-beam.
- Optimal adjustment of the spindle to the shaft with 2-sided spindle tip.
- Mechanical pressure spindle

#### Advantage

- Can be installed on various pulling hooks and variable reach thanks to jaw extensions.
- Turning the pulling hooks enables them to be used both internally and externally.
- Suitable for pulling asymmetric workpieces.
- Spindle head band prevents the wrench from slipping off.
- Cross-beam, up to size -30, includes hexagonal profile for holding.

Art.-No.		inch	inch	inch	max. US t	max. ft lb	x
<b>20-1</b>	-009433	2 3/4 - 5 1/2	3 1/2	3 7/8	4.5	59	2
<b>20-10</b>	-009921	2 3/4 - 7 1/8	4 3/4	3 7/8	4.5	59	2
<b>20-2</b>	-009501	3 7/8 - 8 5/8	6 3/8	5 7/8	6.5	110.5	2
<b>20-20</b>	-010088	3 7/8 - 10 1/4	7 7/8	5 7/8	6.5	110.5	2
<b>20-3</b>	-009686	7 1/8 - 13 3/8	9 7/8	7 7/8	9	221	2
<b>20-30</b>	-010163	7 1/8 - 17 3/8	13 3/4	7 7/8	9	221	2
<b>20-4</b>	-009761	7 7/8 - 23 3/8	20 1/2	7 7/8	1	295	2
<b>20-40</b>	-411861	7 7/8 - 28 3/8	25 5/8	11 7/8	1	295	2
<b>20-5</b>	-009846	13 3/8 - 40	29 1/2	15 3/4 - 27 5/8	16.5	479.5	2

### Universal 2-jaw puller with long hydraulic spindle (including mechanical pressure screw)

For pulling particularly tight bearings, gears, discs, etc.

# 20-B



#### Description

- Grease hydraulics.
- Standard pulling hook.
- Parallel pulling hooks in every position, even with full load.
- Pulling hooks with infinitely variable adjustment on the cross-beam.
- Hydraulic and mechanical pressure screw.

#### Advantage

- Easy and even pulling for particularly tight parts.
- Variable reach thanks to jaw extensions, available up to a puller size of -30.
- Optional conversion to various jaw types for mechanical use.
- Turning the pulling hooks enables them to be used both internally and externally.
- Suitable for pulling asymmetric workpieces.

Art.-No.		inch	inch	inch	x	US t	mit with
<b>20-2-B</b>	-885815	3 7/8 - 8 5/8	6 3/8	5 7/8	2	7.5	8-01
<b>20-20-B</b>	-885846	3 7/8 - 10 1/4	7 7/8	5 7/8	2	7.5	8-01
<b>20-3-B</b>	-885891	7 1/8 - 13 3/8	9 7/8	7 7/8	2	11	8-02
<b>20-30-B</b>	-885945	7 1/8 - 17 3/8	13 3/4	7 7/8	2	11	8-02
<b>20-4-B</b>	-885983	7 7/8 - 23 7/8	20 1/2	7 7/8	2	16.5	8-1-B
<b>20-40-B</b>	-886010	7 7/8 - 28 3/8	25 5/8	11 7/8	2	16.5	8-1-B



**Universal 2-jaw puller with extended jaws**

ST

01

For removing bearings, gears, discs, etc.

20



**Description**

- Extended standard puller hook.
- Parallel pulling hooks in every position, even with full load.
- Pulling hooks with infinitely variable adjustment on the cross-beam.
- Optimal adjustment of the spindle to the shaft with 2-sided spindle tip.
- Mechanical pressure screw.

**Advantage**

- Can be installed on various pulling hooks and variable reach thanks to jaw extensions.
- Turning the pulling hooks enables them to be used both internally and externally.
- Suitable for pulling asymmetric workpieces.
- Spindle head band prevents the wrench from slipping off.
- Cross-beam, up to size -30, includes hexagonal profile for holding.

Art.-No.					J <sub>x</sub>	max. US t
		inch	inch	inch		
20-1-2	-466311	2 3/4 - 5 1/2	3 1/2	7 7/8	2	4.5
20-1-25	-914362	2 3/4 - 5 1/2	3 1/2	9 7/8	2	4.5
20-1-4	-989643	2 3/4 - 5 1/2	3 1/2	15 3/4	2	4.5
20-10-2	-466496	2 3/4 - 7 1/8	4 3/4	7 7/8	2	4.5
20-10-25	-908682	2 3/4 - 7 1/8	4 3/4	9 7/8	2	4.5
20-10-4	-989650	2 3/4 - 7 1/8	4 3/4	15 3/4	2	4.5
20-2-3	-466564	3 7/8 - 8 5/8	6 3/8	11 7/8	2	6.5
20-20-3	-466649	3 7/8 - 10 1/4	7 7/8	11 7/8	2	6.5
20-3-25	-901188	7 1/8 - 13 3/8	9 7/8	9 7/8	2	9
20-3-3	-466724	7 1/8 - 13 3/8	9 7/8	11 7/8	2	9
20-3-4	-467066	7 1/8 - 13 3/8	9 7/8	15 3/4	2	9
20-3-5	-467301	7 1/8 - 13 3/8	9 7/8	19 3/4	2	9
20-30-3	-466809	7 1/8 - 17 3/8	13 3/4	11 7/8	2	9
20-30-4	-467141	7 1/8 - 17 3/8	13 3/4	15 3/4	2	9
20-30-5	-467486	7 1/8 - 17 3/8	13 3/4	19 3/4	2	9
20-4-3	-466984	7 7/8 - 23	20 1/2	11 7/8	2	1
20-4-4	-467226	7 7/8 - 23	20 1/2	15 3/4	2	1
20-4-5	-467554	7 7/8 - 23	20 1/2	19 3/4	2	1
20-40-4	-730641	7 7/8 - 28	25 5/8	15 3/4	2	1
20-40-5	-731976	7 7/8 - 28	25 5/8	19 3/4	2	1

**Sales display for 2-jaw pullers**

ST

For removing bearings, gears, discs, etc.

20-ST



**Description**

- The sales and workshop stands enable 2-jaw pullers to be stored and presented safely.
- Standard pulling hook.
- Parallel pulling hooks in every position, even with full load.
- Pulling hooks with infinitely variable adjustment on the cross-beam.
- Optimal adjustment of the spindle to the shaft with 2-sided spindle tip.

**Advantage**

- Can be installed on various pulling hooks and variable reach thanks to jaw extensions.
- Turning the pulling hooks enables them to be used both internally and externally.
- Suitable for pulling asymmetric workpieces.
- Spindle head band prevents the wrench from slipping off.
- Cross-beam with hexagonal profile for good grip.

Art.-No.					J <sub>x</sub>	max. US t		Stück pieces
		inch	inch	inch				
20-ST	-010248	2 3/4 - 13 3/8	3 1/2 - 9 7/8	3 7/8 - 7 7/8	2	4.5	20-1, 20-10, 20-2, 20-20, 20-3, 20-STL	5



**Universal 2-jaw puller with long hydraulic spindle and extended jaws (including mechanical pressure screw)**

**ST**

For pulling particularly tight bearings, gears, discs, etc.

**20-B**









**Description**

- Grease hydraulics.
- Extended standard puller hook.
- Parallel pulling hooks in every position, even with full load.
- Pulling hooks with infinitely variable adjustment on the cross-beam.
- Hydraulic and mechanical pressure screw.

**Advantage**

- Easy and even pulling for particularly tight parts.
- Optional conversion to various jaw types for mechanical use.
- Variable reach thanks to jaw extensions, available up to a puller size of -30.
- Turning the pulling hooks enables them to be used both internally and externally.
- Suitable for pulling asymmetric workpieces.

Art.-No.		 inch	 inch	 inch	 x	 US t	mit with
<b>20-2-3-B</b>	-885808	3 7/8 - 8 5/8	6 3/8	11 7/8	2	7.5	8-01
<b>20-20-3-B</b>	-885839	3 7/8 - 10 1/4	7 7/8	11 7/8	2	7.5	8-01
<b>20-3-3-B</b>	-885860	7 1/8 - 13 3/8	9 7/8	11 7/8	2	11	8-02
<b>20-3-4-B</b>	-885877	7 1/8 - 13 3/8	9 7/8	15 3/4	2	11	8-02
<b>20-3-5-B</b>	-885884	7 1/8 - 13 3/8	9 7/8	19 3/4	2	11	8-02
<b>20-30-3-B</b>	-885914	7 1/8 - 17 3/8	13 3/4	11 7/8	2	11	8-02
<b>20-30-4-B</b>	-885921	7 1/8 - 17 3/8	13 3/4	15 3/4	2	11	8-02
<b>20-30-5-B</b>	-885938	7 1/8 - 17 3/8	13 3/4	19 3/4	2	11	8-02
<b>20-4-3-B</b>	-885952	7 7/8 - 23	20 1/2	11 7/8	2	16.5	8-1-B
<b>20-4-4-B</b>	-885969	7 7/8 - 23	20 1/2	15 3/4	2	16.5	8-1-B
<b>20-4-5-B</b>	-885976	7 7/8 - 23	20 1/2	19 3/4	2	16.5	8-1-B
<b>20-40-4-B</b>	-885990	7 7/8 - 28 13/32	25 5/8	15 3/4	2	16.5	8-1-B
<b>20-40-5-B</b>	-886003	7 7/8 - 28 13/32	25 5/8	19 3/4	2	16.5	8-1-B



**Universal 2-jaw puller, in set**

For removing bearings, gears, discs, etc.

**20-P**







**Description**

- Standard pulling hooks in various lengths.
- Parallel pulling hooks in every position, even with full load.
- Pulling hooks with infinitely variable adjustment on the cross-beam.
- Optimal adjustment of the spindle to the shaft with 2-sided spindle tip.
- Mechanical pressure screw.

**Advantage**

- Variable reach thanks to optional jaw extensions.
- Can be installed on various pulling hooks.
- Turning the pulling hooks enables them to be used both internally and externally.
- Suitable for pulling asymmetric workpieces.
- Spindle head band prevents the wrench from slipping off.

Art.-No.		 inch	 inch	 inch	 x	max. US t	mit with
<b>20-10-P3</b>	-267611	2 3/4 - 7 1/8	4 3/4	3 7/8; 7 7/8; 9 7/8; 13 3/4	2	4.5	1-90-P, 1-190-P, 1-250-P
<b>20-20-P2</b>	-003004	3 7/8 - 10 1/4	7 7/8	5 7/8; 11 7/8	2	6.5	2-150-P, 2-300-P
<b>20-30-P3</b>	-003011	7 1/8 - 17 3/8	13 3/4	7 7/8; 11 7/8; 15 3/4	2	9	3-200-P, 3-300-P, 3-400-P



**ST**



**Set of universal 2- and 3-jaw pullers**

ST

For removing bearings, gears, discs, etc.

# K-2030-10



**Description**

- 8 in 1 kit in the tried-and-tested KUKKO-L-Boxx-System.
- The set facilitates the assembly of eight different pulling device models through the combination of pulling jaws and extensions.
- Flexibility assured thanks to two-arm or three-arm design.
- Standard pulling hook.
- Jaw extensions.

**Advantage**

- Practical package for universal use.
- Variable reach thanks to optional jaw extensions.
- Can be installed on various pulling hooks.
- Turning the pulling hooks enables them to be used both internally and externally.
- Suitable for pulling asymmetric workpieces.

Art.-No.		inch	inch	inch	J x	max. US t		
<b>K-2030-10</b>	-974748	2 3/4 - 7 1/8	4 3/4 - 5 1/8	3 7/8 - 13 3/4	3	4.5	614250, 20-10-P3, 30-10-P3	L-Boxx



**Set of universal 2- and 3-jaw pullers**

ST

For removing large bearings, gears, discs, etc.

# K-2030-20



**Description**

- 7 in 1" kit in the tried-and-tested KUKKO-L-Boxx system.
- The set facilitates the assembly of seven pulling device models through the combination of pulling jaws and extensions.
- The rugged construction is particularly suitable for large and heavy applications in industrial and commercial vehicles.
- Flexibility assured thanks to two-arm or three-arm design.
- Standard pulling hook.

**Advantage**

- Practical package for universal use.
- Variable reach thanks to optional jaw extensions.
- Can be installed on various pulling hooks.
- Turning the pulling hooks enables them to be used both internally and externally.
- Suitable for pulling asymmetric workpieces.

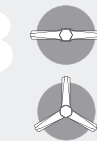
Art.-No.		inch	inch	J x	inch	max. US t	
<b>K-2030-20</b>	-123252	3 7/8 - 10 1/4	5 7/8 - 23 5/8	3	7 7/8	7.5	L-Boxx

**Universal hydraulic 2-jaw and 3-jaw puller set**

ST

For hydraulic removal of large bearings, gears, discs, etc.

# K-2030-20-B



**Description**

- 14 in 1" kit in the tried-and-tested KUKKO-L-Boxx system.
- The set facilitates the assembly of 14 pulling device models through the combination of hydraulics, pulling jaws and extensions.
- The rugged construction is particularly suitable for large and heavy applications in industrial and commercial vehicles.
- Flexibility assured thanks to two-arm or three-arm design.
- Standard pulling hook.

**Advantage**

- Practical package for universal use.
- Variable reach thanks to optional jaw extensions.
- Optional conversion to various jaw types for mechanical use.
- Turning the pulling hooks enables them to be used both internally and externally.
- Suitable for pulling asymmetric workpieces.

Art.-No.		inch	inch	J x	inch	US t	mit with	
<b>K-2030-20-B</b>	-123269	3 7/8 - 10 1/4	5 7/8 - 23 5/8	3	7 7/8	7.5	8-01	L-Boxx



# KUKKO i-BOXX® AND L-BOXX® SYSTEM



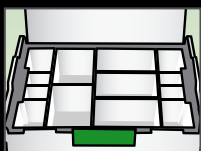
- ▶ Save keeping of the tools in special foam
- ▶ Instructions in the cover always remain visible with:
  - Statement of contents
  - Usage diagrams
  - Safety notes
- ▶ If you register online, the manufacturer's guarantee increased to 5 years.
- ▶ KUKKO special sliding grease for pressure spindle included.
- ▶ Completeness - easy to check at a glance
- ▶ Connectable with the systems of other well known manufacturers

## ONE SYSTEM. A LOT OF POSSIBILITIES.

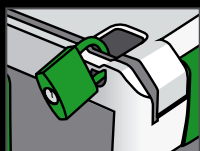
With the **KUKKO-i and L-BOXX-System** you get all opportunities. You can equip it with insert-boxes, thermo formed parts, foam inlets and different applications for the lid. Your tools, small parts or spare parts will be kept and transported safely and well arranged. The **KUKKO-i and L-BOXX-System** is the perfect mobile solution and can be integrated easily into most vehicles.



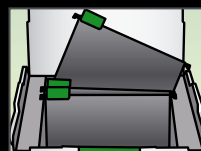
TOOLS



INSERT-BOXES



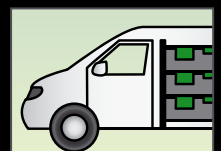
LOCKABLE



OFFICE



MAX. LOAD 100 KG



CAR HOLDER +  
CRASHSAFE



## Universal 3-jaw pullers

For removing bearings, gears, discs, etc.

# 30









### Description

- Standard pulling hook.
- Parallel pulling hooks in every position, even with full load.
- Pulling hooks with infinitely variable adjustment on the cross-beam.
- Optimal adjustment of the spindle to the shaft with 2-sided spindle tip.
- Mechanical pressure screw.

### Advantage

- Can be installed on various pulling hooks and variable reach thanks to jaw extensions.
- Turning the pulling hooks enables them to be used both internally and externally.
- Suitable for pulling asymmetric workpieces.
- Spindle head band prevents the wrench from slipping off.
- Almost all components available as replacement parts, time-saving order process thanks to numbering system.

Art.-No.		 inch	 inch	 inch	 x	max. US t	 max. ft lb
30-1	-013393	2 3/4 - 5 1/2	3 1/2	3 7/8	3	6.5	59
30-10	-013621	2 3/4 - 7 1/8	5 1/8	3 7/8	3	6.5	59
30-2	-013478	3 7/8 - 8 5/8	6 3/8	5 7/8	3	7.5	110.5
30-20	-013706	3 7/8 - 10 1/4	7 7/8	5 7/8	3	7.5	110.5
30-3	-013546	7 1/8 - 13 3/8	9 7/8	7 7/8	3	11	184
30-30	-303005	7 1/8 - 17 3/8	13 3/4	7 7/8	3	11	184
30-4	-303302	7 7/8 - 19 3/4	14 3/4	7 7/8	3	16.5	68.5
30-40	-303319	11 1/32 - 23 5/8	20 1/2	7 7/8	3	16.5	68.5
30-5	-303326	11 3/8 - 29 1/8	25 5/8	11 7/8 - 19 3/4	3	22	479.5

## Universal 3-jaw puller with long hydraulic spindle

For pulling particularly tight bearings, gears, discs, etc.

# 30-B







### Description

- Grease hydraulics.
- Standard pulling hook.
- Parallel pulling hooks in every position, even with full load.
- Pulling hooks with infinitely variable adjustment on the cross-beam.
- Hydraulic and mechanical pressure screw.

### Advantage

- Easy and even pulling for particularly tight parts.
- Optional conversion to various jaw types for mechanical use.
- Adjustable depth thanks to jaw extensions, available up to a puller size of -30.
- Turning the pulling hooks enables them to be used both internally and externally.
- Suitable for pulling asymmetric workpieces.

Art.-No.		 inch	 inch	 inch	 x	 US t	mit with
30-2-B	-886317	3 7/8 - 8 5/8	6 3/8	5 7/8	3	7.5	8-01
30-20-B	-886348	3 7/8 - 10 1/4	7 7/8	5 7/8	3	7.5	8-01
30-3-B	-886393	7 1/8 - 13 3/8	9 7/8	7 7/8	3	11	8-02
30-30-B	-303104	7 1/8 - 17 3/8	13 3/4	7 7/8	3	11	8-02

ST

01



ST



### Universal 3-jaw puller with extended jaws

ST

For removing bearings, gears, discs, etc.

# 30



#### Description

- Extended standard puller hook.
- Parallel pulling hooks in every position, even with full load.
- Pulling hooks with infinitely variable adjustment on the cross-beam.
- Optimal adjustment of the spindle to the shaft with 2-sided spindle tip.
- Mechanical pressure screw.

#### Advantage

- Can be installed on various pulling hooks and variable reach thanks to jaw extensions.
- Turning the pulling hooks enables them to be used both internally and externally.
- Suitable for pulling asymmetric workpieces.
- Spindle head band prevents the wrench from slipping off.
- Almost all components available as replacement parts, time-saving order process thanks to numbering system.

Art.-No.		inch	inch	inch	J <sub>x</sub>	max. US t
<b>30-1-2</b>	-730726	2 3/4 - 5 1/2	3 1/2	7 7/8	3	6.5
<b>30-10-2</b>	-730801	2 3/4 - 7 1/8	5 1/8	7 7/8	3	6.5
<b>30-2-3</b>	-730986	3 7/8 - 8 5/8	6 3/8	11 7/8	3	7.5
<b>30-20-3</b>	-731068	3 7/8 - 10 1/4	7 7/8	11 7/8	3	7.5
<b>30-3-25</b>	-901256	7 1/8 - 13 3/8	9 7/8	9 7/8	3	11
<b>30-3-3</b>	-731143	7 1/8 - 13 3/8	9 7/8	11 7/8	3	11
<b>30-3-4</b>	-731228	7 1/8 - 13 3/8	9 7/8	15 3/4	3	11
<b>30-3-5</b>	-731303	7 1/8 - 13 3/8	9 7/8	19 3/4	3	11

### Universal 3-jaw puller with long hydraulic spindle and extended jaws (including mechanical pressure screw)

ST

For pulling particularly tight bearings, gears, discs, etc.

# 30-B



#### Description

- Grease hydraulics.
- Extended standard puller hook.
- Parallel pulling hooks in every position, even with full load.
- Pulling hooks with infinitely variable adjustment on the cross-beam.
- Hydraulic and mechanical pressure screw.

#### Advantage

- Easy and even pulling for particularly tight parts.
- Optional conversion to various jaw types for mechanical use.
- Adjustable depth thanks to jaw extensions, available up to a puller size of -30.
- Turning the pulling hooks enables them to be used both internally and externally.
- Suitable for pulling asymmetric workpieces.

Art.-No.		inch	inch	inch	J <sub>x</sub>	US t	mit with
<b>30-2-3-B</b>	-886300	3 7/8 - 8 5/8	6 3/8	11 7/8	3	7.5	8-01
<b>30-20-3-B</b>	-886331	3 7/8 - 10 1/4	7 7/8	11 7/8	3	7.5	8-01
<b>30-3-3-B</b>	-886362	7 1/8 - 13 3/8	9 7/8	11 7/8	3	11	8-02
<b>30-3-4-B</b>	-886379	7 1/8 - 13 3/8	9 7/8	15 3/4	3	11	8-02
<b>30-3-5-B</b>	-886386	7 1/8 - 13 3/8	9 7/8	19 3/4	3	11	8-02



### Universal 3-jaw puller-set

For removing bearings, gears, discs, etc.

# 30-P3



#### Description

- Standard pulling hooks in various lengths.
- Parallel pulling hooks in every position, even with full load.
- Pulling hooks with infinitely variable adjustment on the cross-beam.
- Optimal adjustment of the spindle to the shaft with 2-sided spindle tip.
- Mechanical pressure screw.

#### Advantage

- Variable reach thanks to optional jaw extensions.
- Can be installed on various pulling hooks.
- Turning the pulling hooks enables them to be used both internally and externally.
- Suitable for pulling asymmetric workpieces.
- Spindle head band prevents the wrench from slipping off.

Art.-No.					J x	max. US t
		inch	inch	inch		
30-10-P3	-111136	2 3/4 - 7 1/8	5 1/8	3 7/8; 7 7/8; 9 7/8; 13 3/4	3	6.5
30-20-P2	-111150	3 7/8 - 10 1/4	7 7/8	5 7/8; 11 7/8	3	7.5
30-3-P3	-111174	7 1/8 - 13 3/8	9 7/8	7 7/8; 11 7/8; 15 3/4	3	11

ST

01



### Universal 2-jaw puller with narrow jaws

For removing bearings, gears, discs, etc. for tight or difficult-to-access spaces.

# 20-S



#### Description

- Thin pulling hooks.
- Parallel pulling hooks in every position, even with full load.
- Pulling hooks with infinitely variable adjustment on the cross-beam.
- Optimal adjustment of the spindle to the shaft with 2-sided spindle tip.
- Mechanical pressure screw.

#### Advantage

- The thin pulling hooks are suitable for narrow, difficult-to-access locations.
- Can be installed on various pulling hooks and variable reach thanks to jaw extensions.
- Turning the pulling hooks enables them to be used both internally and externally.
- Suitable for pulling asymmetric workpieces.
- Spindle head band prevents the wrench from slipping off.

Art.-No.					J x	max. US t	
		inch	inch	inch			max. ft lb
20-1-S	-757396	2 3/4 - 5 1/2	3 1/2	3 7/8	2	2.5	25.5
20-10-S	-757471	2 3/4 - 7 1/8	4 3/4	3 7/8	2	2.5	25.5
20-2-S	-727368	3 7/8 - 8 5/8	6 3/8	5 7/8	2	5.5	88.5
20-20-S	-727443	3 7/8 - 10 1/4	7 7/8	5 7/8	2	5.5	88.5
20-3-S	-727511	7 1/8 - 13 3/8	9 7/8	7 7/8	2	7.5	162
20-30-S	-727696	7 1/8 - 17 3/8	13 3/4	7 7/8	2	7.5	162

ST

### Sales display for 2-jaw puller with narrow jaws

For removing bearings, gears, discs, etc. for tight or difficult-to-access spaces.

# 20-ST-S



#### Description

- The sales and workshop stands enable 2-jaw pullers to be stored and presented safely.
- Thin pulling hooks.
- Parallel pulling hooks in every position, even with full load.
- Pulling hooks with infinitely variable adjustment on the cross-beam.
- Optimal adjustment of the spindle to the shaft with 2-sided spindle tip.

#### Advantage

- The thin pulling hooks are suitable for narrow, difficult-to-access locations.
- Can be installed on various pulling hooks and variable reach thanks to jaw extensions.
- Turning the pulling hooks enables them to be used both internally and externally.
- Suitable for pulling asymmetric workpieces.
- Spindle head band prevents the wrench from slipping off.

Art.-No.					J x	max. US t		Stück pieces
		inch	inch	inch				
20-ST-S	-906282	2 3/4 - 13 3/8	4 - 9 7/8	3 7/8 - 7 7/8	2	2.5	20-1-S, 20-10-S, 20-2-S, 20-20-S, 20-3-S, 20-STL	5

ST





## 2-jaw puller with narrow jaw, in set

ST

For removing bearings, gears, discs, etc. for tight or difficult-to-access spaces.

# 20-SP







### Description

- Thin pulling hooks in various lengths.
- Parallel pulling hooks in every position, even with full load.
- Pulling hooks with infinitely variable adjustment on the cross-beam.
- Optimal adjustment of the spindle to the shaft with 2-sided spindle tip.
- Mechanical pressure screw.

### Advantage

- Variable reach thanks to optional jaw extensions.
- Can be installed on various pulling hooks.
- Turning the pulling hooks enables them to be used both internally and externally.
- Suitable for pulling asymmetric workpieces.
- Spindle head band prevents the wrench from slipping off.

Art.-No.		 inch	 inch	 inch	 x	max. US t	mit with
<b>20-10-SP</b>	-461514	2 3/4 - 7 1/8	4 3/4	3 7/8; 7 7/8; 9 7/8; 13 3/4	2	2.5	1-91-P, 1-191-P, 1-251-P
<b>20-20-SP</b>	-701856	3 7/8 - 10 1/4	7 7/8	5 7/8; 11 7/8	2	5.5	2-151-P, 2-301-P
<b>20-30-SP</b>	-701931	7 1/8 - 17 3/8	13 3/4	7 7/8; 11 7/8; 15 3/4	2	7.5	3-201-P, 3-301-P, 3-401-P

## Set of two- and three-arm pullers with narrow jaws

ST

For removing bearings, gears, discs, etc. for tight or difficult-to-access spaces.

# K-2030-10-S









### Description

- 8 in 1 kit in the tried-and-tested KUKKO-L-Boxx-System.
- The set facilitates the assembly of eight different pulling device models through the combination of pulling jaws and extensions.
- Flexibility assured thanks to two-arm or three-arm design.
- Thin pulling hooks.
- Jaw extensions.

### Advantage

- Practical package for universal use.
- Can be installed on various pulling hooks and variable reach thanks to jaw extensions.
- Turning the pulling hooks enables them to be used both internally and externally.
- Suitable for pulling asymmetric workpieces.
- 2-jaw cross-beam with hexagonal profile for good grip.

Art.-No.		 inch	 inch	 inch	 x	max. US t		
<b>K-2030-10-S</b>	-306181	2 3/4 - 7 1/8	4 3/4 - 5 1/8	3 7/8 - 13 3/4	3	3	614250, 20-10-SP, 30-10-SP	L-Boxx

## Set of two- and three-arm pullers with narrow jaws

ST

For removing large bearings, gears, discs, etc. for tight or difficult-to-access spaces.

# K-2030-20-S








### Description

- 7 in 1" kit in the tried-and-tested KUKKO-L-Boxx system.
- The set facilitates the assembly of seven pulling device models through the combination of pulling jaws and extensions.
- Flexibility assured thanks to two-arm or three-arm design.
- Narrow pulling jaws.
- Jaw extensions.

### Advantage

- Practical package for universal use.
- The thin pulling hooks are suitable for narrow, difficult-to-access locations.
- Variable reach thanks to optional jaw extensions.
- Can be installed on various pulling hooks.
- Turning the pulling hooks enables them to be used both internally and externally.

Art.-No.		 inch	 inch	 inch	 x	max. US t	
<b>K-2030-20-S</b>	-123276	3 7/8 - 10 1/4	7 7/8	5 7/8 - 23 5/8	3	5.5	L-Boxx





### Universal 3-jaw puller with narrow jaws

ST

01

For removing bearings, gears, discs, etc. for tight or difficult-to-access spaces.

# 30-S



#### Description

- Thin pulling hooks.
- Parallel pulling hooks in every position, even with full load.
- Pulling hooks with infinitely variable adjustment on the cross-beam.
- Optimal adjustment of the spindle to the shaft with 2-sided spindle tip.
- Mechanical pressure screw.

#### Advantage

- The thin pulling hooks are suitable for narrow, difficult-to-access locations.
- Can be installed on various pulling hooks and variable reach thanks to jaw extensions.
- Turning the pulling hooks enables them to be used both internally and externally.
- Suitable for pulling asymmetric workpieces.
- Spindle head band prevents the wrench from slipping off.



Art.-No.					J x	max. US t	 max. ft lb
		inch	inch	inch			
30-1-S	-727771	2 3/4 - 5 1/2	3 1/2	3 7/8	3	3	29.5
30-10-S	-728198	2 3/4 - 7 1/8	5 1/8	3 7/8	3	3	29.5
30-2-S	-727856	3 7/8 - 8 5/8	6 3/8	5 7/8	3	5.5	88.5
30-20-S	-727931	3 7/8 - 10 1/4	7 7/8	5 7/8	3	5.5	88.5
30-3-S	-728013	7 1/8 - 13 3/8	9 7/8	7 7/8	3	7.5	162

### Universal 3-jaw puller with narrow jaws, in set

ST

For removing bearings, gears, discs, etc. for tight or difficult-to-access spaces.

# 30-SP



#### Description

- Thin pulling hooks in various lengths.
- Parallel pulling hooks in every position, even with full load.
- Pulling hooks with infinitely variable adjustment on the cross-beam.
- Optimal adjustment of the spindle to the shaft with 2-sided spindle tip.
- Mechanical pressure screw.

#### Advantage

- The thin pulling hooks are suitable for narrow, difficult-to-access locations.
- Variable reach thanks to optional jaw extensions.
- Can be installed on various pulling hooks.
- Turning the pulling hooks enables them to be used both internally and externally.
- Suitable for pulling asymmetric workpieces.



Art.-No.					J x	max. US t	 max. ft lb	mit with
		inch	inch	inch				
30-10-SP	-463839	2 3/4 - 7 1/8	5 1/8	3 7/8; 7 7/8; 9 7/8; 13 3/4	3	3	29.5	1-91-S, 1-191-S, 1-251-S
30-20-SP	-728273	3 7/8 - 10 1/4	7 7/8	5 7/8; 11 7/8	3	5.5	88.5	2-151-S, 2-301-S
30-3-SP	-728358	7 1/8 - 13 3/8	9 7/8	7 7/8; 11 7/8; 15 3/4	3	7.5	162	3-201-S, 3-301-S, 3-401-S

### 2- and 3-jaw puller set with two different pulling hooks types

ST

For universal use when pulling off transmission gears, bearings, pinions and synchronizer bodies.

# K-2030-20+S



#### Description

- This set contains the basic equipment for the 2- and 3-arm pullers needed in every workshop. Additionally the set is now equipped with two pulling hook variants.
- The extensions included can increase the pullers' clamping depth up to max. 600 mm (2-arm puller 600 mm and 3-arm puller 450 mm).
- Two arm version for space-saving work. Three arms ensure even load distribution for an especially secure hold on the part to be pulled.
- In any position it is used, this model's design allows parallel pulling hooks, even under a full load.
- The part to be pulled lies only on the support surfaces of the pulling hooks and is pulled off gently.

#### Advantage

- Strong construction, high performance and long service life make it ideally suited for use in the commercial vehicle sector.
- By turning the pulling hooks, the pullers can be used both externally and internally.



Art.-No.				J x			max. US t	 max. ft lb
		inch	inch		inch	inch		
K-2030-20+S	-058677	3 7/8 - 10 1/4	5 7/8 - 23 5/8	3	7 7/8	7/8	6.5	110.5

**2- and 3-jaw puller set with two different pulling hooks types and hydraulic spindle****ST**

For universal use when pulling off transmission gears, bearings, pinions and synchronizer bodies.

**K-2030-20+S+B****Description**

- This set contains the basic equipment for the 2- and 3-arm pullers needed in every workshop. Additionally the set is now equipped with two pulling hook variants.
- The extensions included can increase the pullers' clamping depth up to max. 300 mm.
- Two arm version for space-saving work. Three arms ensure even load distribution for an especially secure hold on the part to be pulled.
- In any position it is used, this model's design allows parallel pulling hooks, even under a full load.
- The part to be pulled lies only on the support surfaces of the pulling hooks and is pulled off gently.

**Advantage**

- Strong construction, high performance and long service life make it ideally suited for use in the commercial vehicle sector.
- By turning the pulling hooks, the pullers can be used both externally and internally.

Art.-No.				J <sub>x</sub>				max.	
		inch	inch		inch	inch			
<b>K-2030-20+S+B</b>	-487422	3 7/8 - 10 1/4	5 7/8 - 23 5/8	3	7 7/8	7/8	14,8 5/8	6.5	110.5

**Universal 2-jaw puller with extremely narrow jaws****ST**

For removing gears, bearings, sprockets, synchronizer bodies, etc., in tight or difficult-to-access spaces.

**20-S-T****Description**

- Extra-thin trapezoidal pulling hooks.
- Parallel pulling hooks in every position, even with full load.
- Pulling hooks with infinitely variable adjustment on the cross-beam.
- Optimal adjustment of the spindle to the shaft with 2-sided spindle tip.
- Mechanical pressure screw.

**Advantage**

- The narrow, trapezoidal pulling jaws are suitable for extremely narrow, difficult to access places.
- Can be installed on various pulling hooks and variable reach thanks to jaw extensions.
- Turning the pulling hooks enables them to be used both internally and externally.
- Suitable for pulling asymmetric workpieces.
- Spindle head band prevents the wrench from slipping off.

Art.-No.					J <sub>x</sub>	max.	
		inch	inch	inch			
<b>20-1-S-T</b>	-321641	2 3/4 - 5 1/2	3 1/2	3 7/8	2	2.5	25.5
<b>20-10-S-T</b>	-201097	2 3/4 - 7 1/8	4 3/4	3 7/8	2	2.5	25.5

**2-jaw puller with extremely narrow jaws, in set****ST**

For removing gears, bearings, sprockets, synchronizer bodies, etc., in tight or difficult-to-access spaces.

**20-SP-T****Description**

- Extra-thin trapezoidal pulling hooks.
- Parallel pulling hooks in every position, even with full load.
- Pulling hooks with infinitely variable adjustment on the cross-beam.
- Optimal adjustment of the spindle to the shaft with 2-sided spindle tip.
- Mechanical pressure screw.

**Advantage**

- The narrow, trapezoidal pulling jaws are suitable for extremely narrow, difficult to access places.
- Variable reach thanks to optional jaw extensions.
- Can be installed on various pulling hooks.
- Turning the pulling hooks enables them to be used both internally and externally.
- Suitable for pulling asymmetric workpieces.

Art.-No.					J <sub>x</sub>	max.	mit with
		inch	inch	inch			
<b>20-10-SP-T</b>	-321658	2 3/4 - 7 1/8	4 3/4	3 7/8; 7 7/8; 9 7/8; 13 3/4	2	2.5	1-94-P, 1-194-P, 1-254-P



**Set of universal 2- and 3-jaw pullers with extremely narrow jaws**

ST

For removing gears, bearings, sprockets, synchronizer bodies, etc., in tight or difficult-to-access spaces.

# K-2030-10-S-T



**Description**

- 8 in 1 kit in the tried-and-tested KUKKO-L-Boxx-System.
- The set facilitates the assembly of eight different pulling device models through the combination of pulling jaws and extensions.
- Flexibility assured thanks to two-arm or three-arm design.
- Extra-thin trapezoidal pulling hooks.
- Jaw extensions.

**Advantage**

- Practical package for universal use.
- The narrow, trapezoidal pulling jaws are suitable for extremely narrow, difficult to access places.
- Variable reach thanks to optional jaw extensions.
- Can be installed on various pulling hooks.
- Turning the pulling hooks enables them to be used both internally and externally.

Art.-No.		inch	inch	inch	x	max. US t		
<b>K-2030-10-S-T</b>	-852022	2 3/4 - 7 1/8	4 3/4 - 5 1/8	3 7/8 - 13 3/4	3	3	614250, 20-10-SP-T, 30-10-SP-T	L-Boxx

01



**Universal 3-jaw puller with extremely narrow jaws**

ST

For removing gears, bearings, sprockets, synchronizer bodies, etc., in tight or difficult-to-access spaces.

# 30-S-T



**Description**

- Extra-thin trapezoidal pulling hooks.
- Parallel pulling hooks in every position, even with full load.
- Pulling hooks with infinitely variable adjustment on the cross-beam.
- Optimal adjustment of the spindle to the shaft with 2-sided spindle tip.
- Mechanical pressure screw.

**Advantage**

- The narrow, trapezoidal pulling jaws are suitable for extremely narrow, difficult to access places.
- Can be installed on various pulling hooks and variable reach thanks to jaw extensions.
- Turning the pulling hooks enables them to be used both internally and externally.
- Suitable for pulling asymmetric workpieces.
- Spindle head band prevents the wrench from slipping off.

Art.-No.		inch	inch	inch	x	max. US t	max. ft lb
<b>30-1-S-T</b>	-321689	2 3/4 - 5 1/2	3 1/2	3 7/8	3	3	29,5
<b>30-10-S-T</b>	-321696	2 3/4 - 7 1/8	5 1/8	3 7/8	3	3	29,5

**3-jaw puller with extremely narrow jaws, in set**

ST

For removing bearings, gears, discs, etc. for tight or difficult-to-access spaces.

# 30-SP-T



**Description**

- Extra-thin pulling hooks in various lengths.
- Parallel pulling hooks in every position, even with full load.
- Pulling hooks with infinitely variable adjustment on the cross-beam.
- Optimal adjustment of the spindle to the shaft with 2-sided spindle tip.
- Mechanical pressure screw.

**Advantage**

- The narrow, trapezoidal pulling jaws are suitable for extremely narrow, difficult to access places.
- Variable reach thanks to optional jaw extensions.
- Can be installed on various pulling hooks.
- Turning the pulling hooks enables them to be used both internally and externally.
- Suitable for pulling asymmetric workpieces.

Art.-No.		inch	inch	max. US t	max. ft lb	mit with
<b>30-10-SP-T</b>	-770272	5 1/8	3 7/8; 7 7/8; 9 7/8; 13 3/4	3	29.5	1-94-S, 1-194-S, 1-254-S

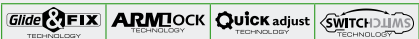


### Universal 2-jaw puller with quick adjusting jaws

ST

For removing bearings, gears, discs, etc.

20+







#### Description

- Standard pulling hook with quick adjusting capability quick adjust.
- Parallel pulling hooks in every position, even with full load.
- Pulling hooks with infinitely variable adjustment on the cross-beam.
- Optimal adjustment of the spindle to the shaft with 2-sided spindle tip.
- Mechanical pressure screw.

#### Advantage

- A manual adjustment knurl allows rapid loosening and adjusting of the extractor jaws on the cross-beam without using a wrench.
- Can be installed on various pulling hooks and variable reach thanks to jaw extensions.
- Turning the pulling hooks enables them to be used both internally and externally.
- Suitable for pulling asymmetric workpieces.
- Spindle head band prevents the wrench from slipping off.

Art.-No.		 inch	 inch	 inch	J x	max. US t	 max. ft lb
20-1+	-644771	2 3/4 - 5 1/2	3 1/2	3 7/8	2	4.5	59
20-10+	-644856	2 3/4 - 7 1/8	4 3/4	3 7/8	2	4.5	59
20-2+	-644931	3 7/8 - 8 5/8	6 3/8	5 7/8	2	6.5	110.5
20-20+	-645013	3 7/8 - 10 1/4	7 7/8	5 7/8	2	6.5	110.5
20-3+	-645198	7 1/8 - 13 3/8	9 7/8	7 7/8	2	9	221
20-30+	-645273	7 1/8 - 17 3/8	13 3/4	7 7/8	2	9	221

### Universal 2-jaw puller with long hydraulic spindle and quick adjusting jaws (including mechanical pressure screw)

ST

For pulling particularly tight bearings, gears, discs, etc.

20+B







#### Description

- Grease hydraulics.
- Standard pulling hook with quick adjusting capability quick adjust.
- Parallel pulling hooks in every position, even with full load.
- Pulling hooks with infinitely variable adjustment on the cross-beam.
- Hydraulic and mechanical pressure screw.

#### Advantage

- Easy and even pulling for particularly tight parts.
- A manual adjustment knurl allows rapid loosening and adjusting of the extractor jaws on the cross-beam without using a wrench.
- Optional conversion to various jaw types for mechanical use.
- Variable reach thanks to jaw extensions, available up to a puller size of -30.
- Turning the pulling hooks enables them to be used both internally and externally.

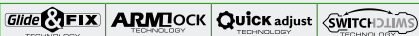

Art.-No.		 inch	 inch	 inch	J x	 US t	mit with
20-2+B	-885792	3 7/8 - 8 5/8	6 3/8	5 7/8	2	7.5	8-01
20-20+B	-885822	3 7/8 - 10 1/4	7 7/8	5 7/8	2	7.5	8-01
20-3+B	-885853	7 1/8 - 13 3/8	9 7/8	7 7/8	2	11	8-02
20-30+B	-885907	7 1/8 - 17 3/8	13 3/4	7 7/8	2	11	8-02

### Sales display for 2-jaw pullers

ST

For removing bearings, gears, discs, etc.

20-ST+







#### Description

- The sales and workshop stands enable 2-jaw pullers to be stored and presented safely.
- Standard pulling hook with quick adjusting capability quick adjust.
- Parallel pulling hooks in every position, even with full load.
- Pulling hooks with infinitely variable adjustment on the cross-beam.
- Optimal adjustment of the spindle to the shaft with 2-sided spindle tip.

#### Advantage

- A manual adjustment knurl allows rapid loosening and adjusting of the extractor jaws on the cross-beam without using a wrench.
- Can be installed on various pulling hooks and variable reach thanks to jaw extensions.
- Turning the pulling hooks enables them to be used both internally and externally.
- Suitable for pulling asymmetric workpieces.
- Spindle head band prevents the wrench from slipping off.

Art.-No.		 inch	 inch	 inch	J x	max. US t		Stück pieces
20-ST+	-668944	2 3/4 - 13 3/8	4 - 9 7/8	3 7/8 - 7 7/8	2	4.5	20-1+, 20-10+, 20-2+, 20-20+, 20-3+, 20-STL	5



**Universal 2-jaw and 3-jaw puller set with quick-adjusting pulling jaws**

ST

01

For removing bearings, gears, discs, etc.

# K-2030-10+



**Description**

- 8 in 1 kit in the tried-and-tested KUKKO-L-Boxx-System.
- The set facilitates the assembly of eight different pulling device models through the combination of pulling jaws and extensions.
- Flexibility assured thanks to two-arm or three-arm design.
- If there is adequate free space around the part to be removed, we recommend using a 3-jaw puller.
- Standard pulling hooks in various lengths with quick adjusting capability quick adjust.

**Advantage**

- Practical package for universal use.
- Variable reach thanks to optional jaw extensions.
- Turning the pulling hooks enables them to be used both internally and externally.
- Suitable for pulling asymmetric workpieces.
- 2-jaw cross-beam with hexagonal profile for good grip.

Art.-No.		inch	inch	inch	J x	max. US t		
<b>K-2030-10+</b>	-001697	2 3/4 - 7 1/8	4 3/4 - 5 1/8	3 7/8 - 13 3/4	3	4.5	20-10+, 30-10-T, 614250, 1-92-E, 1-192-S, 1-252-S	L-Boxx

**Universal puller set with separator**

ST

For removing and separating ball bearings, roller bearings, inner rings and other flush parts.

# K-20-15



**Description**

- 7 in 1" kit in the tried-and-tested KUKKO-L-Boxx system.
- Pulling hook with quick adjusting capability quick adjust.
- Jaw extensions.
- Parallel pulling hooks in every position, even with full load.

**Advantage**

- Practical package for universal use.
- Easy and even pulling for particularly tight parts.
- A manual adjustment knurl allows rapid loosening and adjusting of the extractor jaws on the cross-beam without using a wrench.
- Variable reach with jaw extensions.
- Optional conversion to various jaw types for mechanical use.

Art.-No.		inch	inch	inch	J x	max. US t		
<b>K-20-15</b>	-367311	4 - 6 3/8	3 7/8 - 11 7/8	7/8 - 4 1/2	2	4.5	600-17, 8-01, 15-2, 18-2, 20-1+, 20-2+, 1-192-P, 2-302-P	L-Boxx (2 Stk./ pcs.)

**Universal 3-jaw puller with quick adjusting jaws**

ST

For removing bearings, gears, discs, etc.

# 30+



**Description**

- Standard pulling hook with quick adjusting capability quick adjust.
- Parallel pulling hooks in every position, even with full load.
- Pulling hooks with infinitely variable adjustment on the cross-beam.
- Optimal adjustment of the spindle to the shaft with 2-sided spindle tip.
- Mechanical pressure screw.

**Advantage**

- A manual adjustment knurl allows rapid loosening and adjusting of the extractor jaws on the cross-beam without using a wrench.
- Can be installed on various pulling hooks and variable reach thanks to jaw extensions.
- Turning the pulling hooks enables them to be used both internally and externally.
- Suitable for pulling asymmetric workpieces.
- Spindle head band prevents the wrench from slipping off.

Art.-No.		inch	inch	inch	J x	max. US t	max. ft lb
<b>30-1+</b>	-731488	2 3/4 - 5 1/2	3 1/2	3 7/8	3	6.5	59
<b>30-10+</b>	-731556	2 3/4 - 7 1/8	5 1/8	3 7/8	3	6.5	59
<b>30-2+</b>	-731631	3 7/8 - 8 5/8	6 3/8	5 7/8	3	7.5	110.5
<b>30-20+</b>	-731716	3 7/8 - 10 1/4	7 7/8	5 7/8	3	7.5	110.5
<b>30-3+</b>	-731891	7 1/8 - 13 3/8	9 7/8	7 7/8	3	11	184
<b>30-30+</b>	-303333	7 1/8 - 17 3/8	13 3/4	7 7/8	3	11	184





**Universal 3-jaw puller with long hydraulic spindle and quick adjusting jaws (including mechanical pressure screw)**

**ST**

For pulling particularly tight bearings, gears, discs, etc.

**30+B**



**Description**

- Grease hydraulics.
- Standard pulling hook with quick adjusting capability quick adjust.
- Parallel pulling hooks in every position, even with full load.
- Pulling hooks with infinitely variable adjustment on the cross-beam.
- Hydraulic and mechanical pressure screw.

**Advantage**

- Easy and even pulling for particularly tight parts.
- A manual adjustment knurl allows rapid loosening and adjusting of the extractor jaws on the cross-beam without using a wrench.
- Optional conversion to various jaw types for mechanical use.
- Adjustable depth thanks to jaw extensions, available up to a puller size of -30.
- Turning the pulling hooks enables them to be used both internally and externally.

Art.-No.		 inch	 inch	 inch	J x	 US t	mit with
<b>30-2+B</b>	-886294	3 7/8 - 8 5/8	6 3/8	5 7/8	3	7.5	8-01
<b>30-20+B</b>	-886324	3 7/8 - 10 1/4	7 7/8	5 7/8	3	7.5	8-01
<b>30-3+B</b>	-886355	7 1/8 - 13 3/8	9 7/8	7 7/8	3	11	8-02
<b>30-30+B</b>	-303067	7 1/8 - 17 3/8	13 3/4	7 7/8	3	11	8-02



**Universal 2-jaw puller with narrow, quick adjusting jaws**

**ST**

For removing bearings, gears, discs, etc. for tight or difficult-to-access spaces.

**20+S**



**Description**

- Thin pulling hook with quick adjusting capability quick adjust.
- Parallel pulling hooks in every position, even with full load.
- Pulling hooks with infinitely variable adjustment on the cross-beam.
- Optimal adjustment of the spindle to the shaft with 2-sided spindle tip.
- Mechanical pressure screw.

**Advantage**

- The thin pulling hooks are suitable for narrow, difficult-to-access locations.
- A manual adjustment knurl allows rapid loosening and adjusting of the extractor jaws on the cross-beam without using a wrench.
- Can be installed on various pulling hooks and variable reach thanks to jaw extensions.
- Turning the pulling hooks enables them to be used both internally and externally.
- Suitable for pulling asymmetric workpieces.

Art.-No.		 inch	 inch	 inch	J x	max. US t	 max. ft lb
<b>20-1+S</b>	-756221	2 3/4 - 5 1/2	3 1/2	3 7/8	2	2.5	25.5
<b>20-10+S</b>	-756306	2 3/4 - 7 1/8	4 3/4	3 7/8	2	2.5	25.5
<b>20-2+S</b>	-756481	3 7/8 - 8 5/8	6 3/8	5 7/8	2	5.5	88.5
<b>20-20+S</b>	-756559	3 7/8 - 10 1/4	7 7/8	5 7/8	2	5.5	88.5
<b>20-3+S</b>	-756634	7 1/8 - 13 3/8	9 7/8	7 7/8	2	7.5	162
<b>20-30+S</b>	-756719	7 1/8 - 17 3/8	13 3/4	7 7/8	2	7.5	162



**Sales display for 2-jaw puller with narrow jaws**

**ST**

For removing bearings, gears, discs, etc. for tight or difficult-to-access spaces.

**20-ST+S**



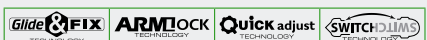
**Description**

- The sales and workshop stands enable 2-jaw pullers to be stored and presented safely.
- Thin pulling hooks.
- Two-arm design for space-saving operation.
- Parallel pulling hooks in every position, even with full load.
- If there is adequate free space around the part to be removed, we recommend using a 3-jaw puller.

**Advantage**

- Turning the pulling hooks enables them to be used both internally and externally.
- Suitable for pulling asymmetric workpieces.
- Cross-beam with hexagonal profile for good grip.
- Spindle head band prevents the wrench from slipping off.
- Almost all components available as replacement parts, time-saving order process thanks to numbering system.

Art.-No.		 inch	 inch	J x	max. US t		Stück pieces
<b>20-ST+S</b>	-998812	4 - 9 7/8	3 7/8 - 7 7/8	2	2.5-7.5	20-STL, 20-1+S, 20-10+S, 20-2+S, 20-20+S, 20-3+S	5





**Universal 2-jaw puller with narrow jaws, in set, quick adjusting jaws**

ST

01

For removing bearings, gears, discs, etc. for tight or difficult-to-access spaces.

20+SP






**Description**

- Thin pulling jaws in various lengths with quick-adjusting capability.
- Parallel pulling hooks in every position, even with full load.
- Pulling hooks with infinitely variable adjustment on the cross-beam.
- Optimal adjustment of the spindle to the shaft with 2-sided spindle tip.
- Mechanical pressure screw.

**Advantage**

- The thin pulling hooks are suitable for narrow, difficult-to-access locations.
- A manual adjustment knurl allows rapid loosening and adjusting of the extractor jaws on the cross-beam without using a wrench.
- Can be installed on various pulling hooks and variable reach thanks to jaw extensions.
- Suitable for pulling asymmetric workpieces.
- Spindle head band prevents the wrench from slipping off.

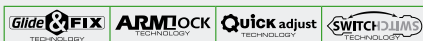
Art.-No.					max. US t
		inch	inch	inch	
<b>20-10+SP</b>	-181061	2 3/4 - 7 1/8	4 3/4	3 7/8; 7 7/8; 9 7/8	2.5
<b>20-20+SP</b>	-181078	3 7/8 - 10 1/4	7 7/8	5 7/8; 11 7/8	5.5
<b>20-30+SP</b>	-181085	7 1/8 - 17 3/8	13 3/4	7 7/8; 11 7/8; 15 3/4	7.5

**Universal 2-jaw and 3-jaw puller set with narrow, quick-adjusting pulling jaws**

ST

For removing bearings, gears, discs, etc. for tight or difficult-to-access spaces.

K-2030-10+S








**Description**

- Flexibility assured thanks to two-arm or three-arm design.
- If there is adequate free space around the part to be removed, we recommend using a 3-jaw puller.
- Thin pulling jaws in various lengths with quick-adjusting capability.
- Variable reach thanks to optional jaw extensions.
- Pulling hooks with infinitely variable adjustment on the cross-beam.

**Advantage**

- Practical package for universal use.
- Complete easy-to-manage package.
- Can be installed on various pulling hooks.
- Turning the pulling hooks enables them to be used both internally and externally.
- Suitable for pulling asymmetric workpieces.

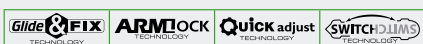
Art.-No.					max. US t		
		inch	inch	inch			
<b>K-2030-10+S</b>	-120060	2 3/4 - 7 1/8	4 3/4 - 5 1/8	3 7/8 - 13 3/4	2.5	20-10+S, 30-10-T, 614250, 1-93-E, 1-193-S, 1-253-S	L-Boxx

**Universal 3-jaw puller with narrow, quick adjusting jaws**

ST

For removing bearings, gears, discs, etc. for tight or difficult-to-access spaces.

30+S







**Description**

- Thin pulling hook with quick adjusting capability quick adjust.
- Parallel pulling hooks in every position, even with full load.
- Pulling hooks with infinitely variable adjustment on the cross-beam.
- Optimal adjustment of the spindle to the shaft with 2-sided spindle tip.
- Mechanical pressure screw.

**Advantage**

- The thin pulling hooks are suitable for narrow, difficult-to-access locations.
- A manual adjustment knurl allows rapid loosening and adjusting of the extractor jaws on the cross-beam without using a wrench.
- Can be installed on various pulling hooks and variable reach thanks to jaw extensions.
- Turning the pulling hooks enables them to be used both internally and externally.
- Suitable for pulling asymmetric workpieces.

Art.-No.					J <sub>x</sub>	max. US t	
		inch	inch	inch			max. ft lb
<b>30-1+S</b>	-756894	2 3/4 - 5 1/2	3 1/2	3 7/8	3	3	29.5
<b>30-10+S</b>	-756979	2 3/4 - 7 1/8	5 1/8	3 7/8	3	3	29.5
<b>30-2+S</b>	-757051	3 7/8 - 8 5/8	6 3/8	5 7/8	3	5.5	88.5
<b>30-20+S</b>	-757136	3 7/8 - 10 1/4	7 7/8	5 7/8	3	5.5	88.5
<b>30-3+S</b>	-757211	7 1/8 - 13 3/8	9 7/8	7 7/8	3	7.5	162



## Universal 2-jaw puller with extremely narrow, quick adjusting jaws

ST

For removing gears, bearings, sprockets, synchronizer bodies, etc., in tight or difficult-to-access spaces.

# 20+S-T



### Description

- Extra-thin trapezoidal pulling hook with quick adjusting capability quick adjust.
- Parallel pulling hooks in every position, even with full load.
- Pulling hooks with infinitely variable adjustment on the cross-beam.
- Optimal adjustment of the spindle to the shaft with 2-sided spindle tip.
- Mechanical pressure screw.

### Advantage

- The narrow, trapezoidal pulling jaws are suitable for extremely narrow, difficult to access places.
- A manual adjustment knurl allows rapid loosening and adjusting of the extractor jaws on the cross-beam without using a wrench.
- Can be installed on various pulling hooks and variable reach thanks to jaw extensions.
- Turning the pulling hooks enables them to be used both internally and externally.
- Suitable for pulling asymmetric workpieces.

Art.-No.					J <sub>x</sub>	max. US t	 max. ft lb
		inch	inch	inch			
<b>20-1+S-T</b>	-321344	2 3/4 - 5 1/2	3 1/2	3 7/8	2	2.5	25.5
<b>20-10+S-T</b>	-321368	2 3/4 - 7 1/8	4 3/4	3 7/8	2	2.5	25.5

## Universal 3-jaw puller with extremely narrow, quick adjusting jaws

ST

For removing gears, bearings, sprockets, synchronizer bodies, etc., in tight or difficult-to-access spaces.

# 30+S-T



### Description

- Extra-thin trapezoidal pulling hook with quick adjusting capability quick adjust.
- Parallel pulling hooks in every position, even with full load.
- Pulling hooks with infinitely variable adjustment on the cross-beam.
- Optimal adjustment of the spindle to the shaft with 2-sided spindle tip.
- Mechanical pressure screw.

### Advantage

- The narrow, trapezoidal pulling jaws are suitable for extremely narrow, difficult to access places.
- A manual adjustment knurl allows rapid loosening and adjusting of the extractor jaws on the cross-beam without using a wrench.
- Can be installed on various pulling hooks and variable reach thanks to jaw extensions.
- Turning the pulling hooks enables them to be used both internally and externally.
- Suitable for pulling asymmetric workpieces.

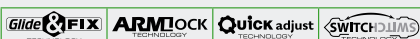
Art.-No.					J <sub>x</sub>	max. US t	 max. ft lb
		inch	inch	inch			
<b>30-1+S-T</b>	-321320	2 3/4 - 5 1/2	3 1/2	3 7/8	3	3	29.5
<b>30-10+S-T</b>	-321337	2 3/4 - 7 1/8	5 1/8	3 7/8	3	3	29.5

## Set of universal 2- and 3-jaw pullers with extremely narrow, quick adjusting jaws

ST

For removing gears, bearings, sprockets, synchronizer bodies, etc., in tight or difficult-to-access spaces.

# K-2030-10+S-T



### Description

- 8 in 1 kit in the tried-and-tested KUKKO-L-Boxx-System.
- The set facilitates the assembly of eight different pulling device models through the combination of pulling jaws and extensions.
- Flexibility assured thanks to two-arm or three-arm design.
- If there is adequate free space around the part to be removed, we recommend using a 3-jaw puller.
- Extra-thin trapezoidal pulling hook with quick adjusting capability quick adjust.

### Advantage

- The narrow, trapezoidal pulling jaws are suitable for extremely narrow, difficult to access places.
- Practical package for universal use.
- Variable reach thanks to optional jaw extensions.
- Turning the pulling hooks enables them to be used both internally and externally.
- Suitable for pulling asymmetric workpieces.

Art.-No.				J <sub>x</sub>	max. US t		
		inch	inch				
<b>K-2030-10+S-T</b>	-001710	4 3/4 - 5 1/8	3 7/8 - 13 3/4	3	2.5	20-10+S-T, 30-10-T, 614250, 1-95-E, 1-195-S, 1-255-S	L-Boxx



Puller, high performance is guaranteed

**3-jaw puller, high performance is guaranteed**

For removing bearings, gears, discs, etc.

ST

11-A



**Description**

- High performance is guaranteed.
- Standard pulling hook.
- Parallel pulling hooks in every position, even with full load.
- Pulling hooks with infinitely variable adjustment on the cross-beam.
- Mechanical pressure screw.

**Advantage**

- Variable reach thanks to optional jaw extensions.
- Turning the pulling hooks enables them to be used both internally and externally.
- Suitable for pulling asymmetric workpieces.
- Spindle head band prevents the wrench from slipping off.
- Almost all components available as replacement parts, time-saving order process thanks to numbering system.

Art.-No.		inch	inch	inch	J x	max. US t	max. ft lb
11-0-A	-005886	8 5/8 - 19 3/4	14 3/4	7 7/8	3	16.5	68.5
11-0-A3	-729263	8 5/8 - 19 3/4	14 3/4	11 7/8	3	16.5	68.5
11-0-A4	-729348	8 5/8 - 19 3/4	14 3/4	15 3/4	3	16.5	68.5
11-0-A5	-729423	8 5/8 - 19 3/4	14 3/4	19 3/4	3	16.5	68.5
11-1-A	-075421	11 1/32 - 23 5/8	20 1/2	7 7/8	3	22	479.5
11-1-A3	-729591	11 1/32 - 23 5/8	20 1/2	11 7/8	3	22	479.5
11-1-A4	-729676	11 1/32 - 23 5/8	20 1/2	15 3/4	3	22	479.5
11-1-A5	-729751	11 1/32 - 23 5/8	20 1/2	19 3/4	3	22	479.5
11-2-A	-006203	11 3/8 - 29 1/8	25 5/8	7 7/8	3	22	479.5
11-2-A3	-706158	11 3/8 - 29 1/8	25 5/8	11 7/8	3	22	479.5
11-2-A4	-729836	11 3/8 - 29 1/8	25 5/8	15 3/4	3	22	479.5
11-2-A5	-729911	11 3/8 - 29 1/8	25 5/8	19 3/4	3	22	479.5

**3-jaw puller with long hydraulic spindle, high performance is guaranteed**

For pulling particularly tight bearings, gears, discs, etc.

ST

11-B




**Description**

- High performance is guaranteed.
- Grease hydraulics.
- Standard pulling hook.
- Parallel pulling hooks in every position, even with full load.
- Pulling hooks with infinitely variable adjustment on the cross-beam.

**Advantage**

- Easy and even pulling for particularly tight parts.
- Turning the pulling hooks enables them to be used both internally and externally.
- Suitable for pulling asymmetric workpieces.
- Almost all components available as replacement parts, time-saving order process thanks to numbering system.
- Note: Pressure pads from series 600-17 are a good addition if the shaft is hollow and the spindle cannot be supported.

Art.-No.		inch	inch	inch	J x	US t	max. ft lb	mit with
11-0-B	-075346	8 5/8 - 19 3/4	14 3/4	7 7/8	3	16.5	22	8-1-B
11-1-B	-006128	11 1/32 - 23 5/8	20 1/2	7 7/8	3	22	33	8-2-K
11-2-B	-006388	11 3/8 - 29 1/8	25 5/8	7 7/8	3	22	22	8-2-K
11-3-B	-706073	11 3/8 - 29 1/8	25 5/8	11 7/8	3	22	22	8-2-K






## 2-jaw puller with short hydraulic spindle

ST

For removing particularly tight gears, sprockets, ball bearings, etc.

# 20-H







### Description

- Grease hydraulics.
- Standard pulling hook.
- Parallel pulling hooks in every position, even with full load.
- Pulling hooks with infinitely variable adjustment on the cross-beam.
- Short hydraulic spindle

### Advantage

- Little force required for a strong pulling performance.
- Piston functions on the axis and does not turn in the hydraulic spindle.
- Turning the pulling hooks enables them to be used both internally and externally.
- Suitable for pulling asymmetric workpieces.
- Spindle extensions enable the unit to be adjusted quickly to a range of different requirements.

Art.-No.		 inch	 inch	 inch	J x	 US t	mit with
<b>20-3-H</b>	-786839	7 1/8 - 13 3/8	9 7/8	7 7/8	2	11	800
<b>20-30-H</b>	-786914	7 1/8 - 17 3/8	13 3/4	7 7/8	2	11	800

## Universal 2-jaw pullers with adjustable reach

ST

For removing bearings, gears, discs, etc.

# 20-AV/20-5







### Description

- High performance is guaranteed.
- Standard pulling hook with adjustable depths.
- Parallel pulling hooks in every position, even with full load.
- Pulling hooks with infinitely variable adjustment on the cross-beam.
- Mechanical pressure screw.

### Advantage

- Pulling hooks can be adjusted lengthwise and to meet the required clamping depths.
- Turning the pulling hooks enables them to be used both internally and externally.
- Suitable for pulling asymmetric workpieces.
- Spindle head band prevents the wrench from slipping off.
- Almost all components available as replacement parts, time-saving order process thanks to numbering system.

Art.-No.		 inch	 inch	 inch	J x	max. US t	 max. ft lb
<b>20-4-AV</b>	-706233	7 7/8 - 23	20 1/2	11 7/8 - 19 3/4	2	1	295
<b>20-40-AV</b>	-973222	7 7/8 - 28 13/32	25 5/8	11 7/8 - 19 3/4	2	1	295
<b>20-5</b>	-009846	13 3/8 - 40	29 1/2	15 3/4 - 27 5/8	2	16.5	479.5

## Universal 2-jaw puller with adjustable reach and long hydraulic spindle (including mechanical pressure screw)

ST

For pulling particularly tight bearings, gears, discs, etc.

# 20-H







### Description

- Grease hydraulics.
- High performance is guaranteed.
- Standard pulling hook with adjustable depths.
- Parallel pulling hooks in every position, even with full load.
- Pulling hooks with infinitely variable adjustment on the cross-beam.

### Advantage

- Little force required for a strong pulling performance.
- Pulling hooks can be adjusted lengthwise and to meet the required clamping depths.
- Turning the pulling hooks enables them to be used both internally and externally.
- Suitable for pulling asymmetric workpieces.
- Spindle head band prevents the wrench from slipping off.

Art.-No.		 inch	 inch	J x	 US t	 max. ft lb	mit with
<b>20-4-H</b>	-227981	20 1/2	11 7/8 - 19 3/4	2	16.5	33	8-1-B
<b>20-40-H</b>	-732218	25 5/8	11 7/8 - 19 3/4	2	16.5	33	8-1-B
<b>20-5-H</b>	-228063	29 1/2	15 3/4 - 27 5/8	2	22	22	8-2-M





**3-jaw pullers with adjustable reach**

For removing bearings, gears, discs, etc.

ST

01

# 11-AV



**Description**

- High performance is guaranteed.
- Standard pulling hook with adjustable depths.
- Parallel pulling hooks in every position, even with full load.
- Pulling hooks with infinitely variable adjustment on the cross-beam.
- Mechanical pressure screw.

**Advantage**

- Pulling hooks can be adjusted lengthwise and to meet the required clamping depths.
- Turning the pulling hooks enables them to be used both internally and externally.
- Suitable for pulling asymmetric workpieces.
- Spindle head band prevents the wrench from slipping off.
- Almost all components available as replacement parts, time-saving order process thanks to numbering system.

Art.-No.					J <sub>x</sub>	max.	
		inch	inch	inch		US t	ft lb
<b>11-0-AV</b>	-730078	8 5/8 - 19 3/4	14 3/4	11 7/8 - 19 3/4	3	16.5	68.5
<b>11-1-AV</b>	-730153	11 1/32 - 23 5/8	20 1/2	11 7/8 - 19 3/4	3	22	479.5
<b>11-2-AV</b>	-730238	11 3/8 - 29 1/8	25 5/8	11 7/8 - 19 3/4	3	22	479.5

**3-jaw pullers with adjustable reach and long hydraulic spindle**

For pulling particularly tight bearings, gears, discs, etc.

ST

# 11-BV



**Description**

- High performance is guaranteed.
- Grease hydraulics.
- Standard pulling hook with adjustable depths.
- Parallel pulling hooks in every position, even with full load.
- Pulling hooks with infinitely variable adjustment on the cross-beam.

**Advantage**

- Easy and even pulling for particularly tight parts.
- Pulling hooks can be adjusted lengthwise and to meet the required clamping depths.
- Turning the pulling hooks enables them to be used both internally and externally.
- Suitable for pulling asymmetric workpieces.
- Almost all components available as replacement parts, time-saving order process thanks to numbering system.

Art.-No.				J <sub>x</sub>		max.	mit
		inch	inch		US t	ft lb	with
<b>11-0-BV</b>	-730313	14 3/4	11 7/8 - 19 3/4	3	16.5	33	8-1-B
<b>11-1-BV</b>	-730498	20 1/2	11 7/8 - 19 3/4	3	22	22	8-2-K
<b>11-2-BV</b>	-730566	25 5/8	11 7/8 - 19 3/4	3	22	22	8-2-K

**Spare parts for assembly 11**

ST

# 11



11-0-T  
11-520  
11-650



637350  
633400

Art.-No.		Bezeichnung description					
			inch	inch	inch	mm	
<b>11-0-T</b>	-110306	Traverse cross beam	-	-	-	-	11-0-A, 11-0-A3, 11-0-A4, 11-0-A5, 11-0-AV, 11-0-B, 11-0-BV, 30-4
<b>11-520</b>	-035333	Traverse cross beam	-	-	-	-	11-1-A, 11-1-A3, 11-1-A4, 11-1-A5, 11-1-AV, 11-1-B, 11-1-BV
<b>11-650</b>	-035418	Traverse cross beam	-	-	-	-	11-2-A, 11-2-A3, 11-2-A4, 11-2-A5, 11-2-AV, 11-2-B, 11-2-BV, 30-5
<b>637350</b>	-893469	Spindel spindle	G 1.1/8	~1 1/2	13 3/4	36	11-1-A, 11-1-A3, 11-1-A4, 11-1-A5, 11-2-A, 11-2-A3, 11-2-A4, 11-2-A5, 11-1-AV, 11-2-AV, 30-40, 30-5
<b>633400</b>	-765384	Spindel spindle	G 1"	~1 3/8	15 3/4	36	11-0-A, 11-0-A3, 11-0-A4, 11-0-A5, 11-0-AV, 18-4



## 2 pulling jaws (pair)

ST

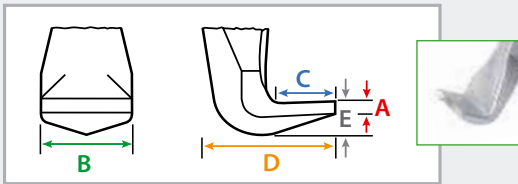
For removing bearings, gears, discs, etc.

# 0-P

1-90-P  
2-150-P  
3-200-P



1-190-P  
1-250-P  
1-400-P  
2-300-P  
3-250-P  
3-300-P  
3-400-P  
3-500-P



### Description

- Standard pulling hooks in various lengths.
- Pulling hooks with infinitely variable adjustment on the cross-beam.
- Pulling hook with sliding part only available in pair of 2.

### Advantage

- Variable reach thanks to jaw extensions, available up to a puller size of -30.
- Turning the pulling hooks enables them to be used both internally and externally.
- Suitable for pulling asymmetric workpieces.
- As a replacement part or supplement to your KUKKO puller.

Art.-No.		J inch	A inch	B inch	C inch	D inch	E inch	
<b>1-90-P</b>	-001338	3 7/8	1/8	3/4	5/8	1 1/4	3/8	20-1, 20-10
<b>1-190-P</b>	-001666	7 7/8	1/8	3/4	5/8	1 1/4	3/8	20-1, 20-10
<b>1-250-P</b>	-001901	9 7/8	1/8	3/4	5/8	1 1/4	3/8	20-1, 20-10
<b>1-400-P</b>	-975660	15 3/4	1/8	3/4	5/8	1 1/4	3/8	20-1, 20-10
<b>2-150-P</b>	-002403	5 7/8	3/16	7/8	3/4	1 5/8	3/8	20-2, 20-20
<b>2-300-P</b>	-002731	11 7/8	3/16	7/8	3/4	1 5/8	3/8	20-2, 20-20
<b>3-200-P</b>	-003233	7 7/8	3/16	1 3/8	1 1/2	2 5/8	3/4	20-3, 20-30, 20-4, 20-40
<b>3-250-P</b>	-901232	9 7/8	3/16	1 3/8	1 1/2	2 5/8	3/4	20-3, 20-30, 20-4, 20-40
<b>3-300-P</b>	-003561	11 7/8	3/16	1 3/8	1 1/2	2 5/8	3/4	20-3, 20-30, 20-4, 20-40
<b>3-400-P</b>	-003806	15 3/4	3/16	1 3/8	1 1/2	2 5/8	3/4	20-3, 20-30, 20-4, 20-40
<b>3-500-P</b>	-004148	19 3/4	3/16	1 3/8	1 1/2	2 5/8	3/4	20-3, 20-30, 20-4, 20-40

## 3 pulling jaws (set)

ST

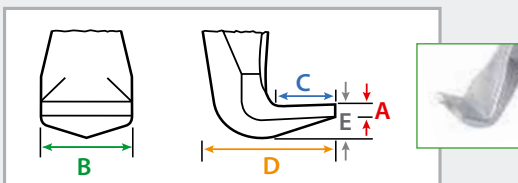
For removing bearings, gears, discs, etc.

# 0-S

1-90-S  
2-150-S  
3-200-S



1-190-S  
1-250-S  
1-400-S  
2-300-S  
3-250-S  
3-300-S  
3-400-S  
3-500-S



### Description

- Standard pulling hooks in various lengths.
- Pulling hooks with infinitely variable adjustment on the cross-beam.
- Pulling hook with sliding part only available in set of 3.

### Advantage

- Adjustable depth thanks to jaw extensions, available up to a puller size of -30.
- Turning the pulling hooks enables them to be used both internally and externally.
- Suitable for pulling asymmetric workpieces.
- As a replacement part or supplement to your KUKKO puller.

Art.-No.		J inch	A inch	B inch	C inch	D inch	E inch	
<b>1-90-S</b>	-001413	3 7/8	1/8	3/4	5/8	1 1/4	3/8	30-1, 30-10
<b>1-190-S</b>	-001741	7 7/8	1/8	3/4	5/8	1 1/4	3/8	30-1, 30-10
<b>1-250-S</b>	-002083	9 7/8	1/8	3/4	5/8	1 1/4	3/8	30-1, 30-10
<b>1-400-S</b>	-975684	15 3/4	1/8	3/4	5/8	1 1/4	3/8	30-1, 30-10
<b>2-150-S</b>	-002571	5 7/8	3/16	7/8	3/4	1 5/8	3/8	30-2, 30-20
<b>2-300-S</b>	-002816	11 7/8	3/16	7/8	3/4	1 5/8	3/8	30-2, 30-20
<b>3-200-S</b>	-003318	7 7/8	3/16	1 3/8	1 1/2	2 5/8	3/4	30-3, 30-30, 30-4, 30-40
<b>3-250-S</b>	-901249	9 7/8	3/16	1 3/8	1 1/2	2 5/8	3/4	30-3, 30-30, 30-4, 30-40
<b>3-300-S</b>	-003646	11 7/8	3/16	1 3/8	1 1/2	2 5/8	3/4	30-3, 30-30, 30-4, 30-40
<b>3-400-S</b>	-003981	15 3/4	3/16	1 3/8	1 1/2	2 5/8	3/4	30-3, 30-30, 30-4, 30-40
<b>3-500-S</b>	-004223	19 3/4	3/16	1 3/8	1 1/2	2 5/8	3/4	30-3, 30-30, 30-4, 30-40



## 2 narrow jaws (pair)

ST

01

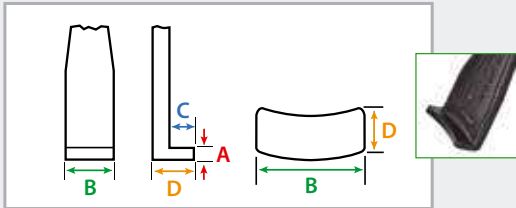
For removing bearings, gears, discs, etc. for tight or difficult-to-access spaces.

# 1-P

1-91-P  
2-151-P  
3-201-P



1-191-P  
1-251-P  
1-401-P  
2-301-P  
3-251-P  
3-301-P  
3-401-P  
3-501-P





### Description

- Thin pulling hooks in various lengths.
- Pulling hooks with infinitely variable adjustment on the cross-beam.
- Pulling hook with sliding part only available in pair of 2.

### Advantage

- Variable reach thanks to jaw extensions, available up to a puller size of -30.
- Turning the pulling hooks enables them to be used both internally and externally.
- Suitable for pulling asymmetric workpieces.
- As a replacement part or supplement to your KUKKO puller.

Art.-No.		 inch	A inch	B inch	C inch	D inch	
1-91-P	-434716	3 7/8	1/8	1 3/16	1/4	5/8	20-1-S, 20-10-S
1-191-P	-461286	7 7/8	1/8	1 3/16	1/4	5/8	20-1-S, 20-10-S
1-251-P	-461446	9 7/8	1/8	1 3/16	1/4	5/8	20-1-S, 20-10-S
1-401-P	-985010	15 3/4	1/8	1 3/16	1/4	5/8	20-1-S, 20-10-S
2-151-P	-702921	5 7/8	3/16	1 1/4	3/8	3/4	20-2-S, 20-20-S
2-301-P	-703188	11 7/8	3/16	1 1/4	3/8	3/4	20-2-S, 20-20-S
3-201-P	-726521	7 7/8	1/4	1 3/8	5/8	2 1/16	20-4, 20-40, 20-3-S, 20-30-S
3-301-P	-726781	11 7/8	1/4	1 3/8	5/8	2 1/16	20-4, 20-40, 20-3-S, 20-30-S
3-401-P	-726941	15 3/4	1/4	1 3/8	5/8	2 1/16	20-4, 20-40, 20-3-S, 20-30-S
3-501-P	-727108	19 3/4	1/4	1 3/8	5/8	2 1/16	20-4, 20-40, 20-3-S, 20-30-S

## 3 narrow jaws (set)

ST

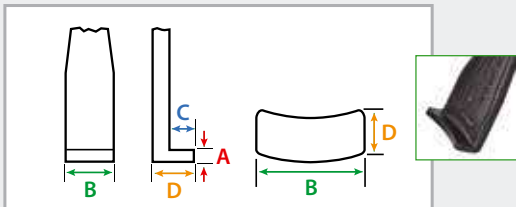
For removing bearings, gears, discs, etc. for tight or difficult-to-access spaces.

# 1-S

1-91-S  
2-151-S  
3-201-S



1-191-S  
1-251-S  
1-401-S  
2-301-S  
3-251-S  
3-301-S  
3-401-S  
3-501-S





### Description

- Thin pulling hooks in various lengths.
- Pulling hooks with infinitely variable adjustment on the cross-beam.
- Pulling hook with sliding part only available in set of 3.

### Advantage

- Adjustable depth thanks to jaw extensions, available up to a puller size of -30.
- Turning the pulling hooks enables them to be used both internally and externally.
- Suitable for pulling asymmetric workpieces.
- As a replacement part or supplement to your KUKKO puller.

Art.-No.		 inch	A inch	B inch	C inch	D inch	
1-91-S	-497834	3 7/8	1/8	1 3/16	1/4	5/8	30-1-S, 30-10-S
1-191-S	-497919	7 7/8	1/8	1 3/16	1/4	5/8	30-1-S, 30-10-S
1-251-S	-498091	9 7/8	1/8	1 3/16	1/4	5/8	30-1-S, 30-10-S
1-401-S	-985034	15 3/4	1/8	1 3/16	1/4	5/8	30-1-S, 30-10-S
2-151-S	-728686	5 7/8	3/16	1 1/4	3/8	3/4	30-2-S, 30-20-S
2-301-S	-728761	11 7/8	3/16	1 1/4	3/8	3/4	30-2-S, 30-20-S
3-201-S	-728846	7 7/8	1/4	1 3/8	5/8	2 1/16	30-3-S
3-301-S	-728921	11 7/8	1/4	1 3/8	5/8	2 1/16	30-3-S
3-401-S	-729003	15 3/4	1/4	1 3/8	5/8	2 1/16	30-3-S
3-501-S	-729188	19 3/4	1/4	1 3/8	5/8	2 1/16	30-3-S

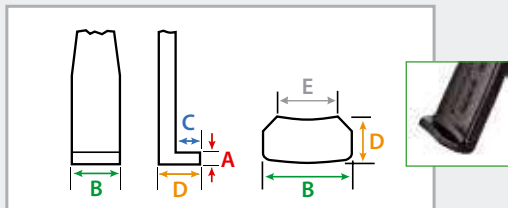


## 2 extremely narrow jaws (pair)

ST

For removing gears, bearings, sprockets, synchronizer bodies, etc., in tight or difficult-to-access spaces.

# 4-P




### Description

- Extra-thin pulling hooks in various lengths.
- Pulling hooks with infinitely variable adjustment on the cross-beam.
- Pulling hook with sliding part only available in pair of 2.

### Advantage

- Variable reach thanks to jaw extensions, available up to a puller size of -30.
- Turning the pulling hooks enables them to be used both internally and externally.
- Suitable for pulling asymmetric workpieces.
- As a replacement part or supplement to your KUKKO puller.

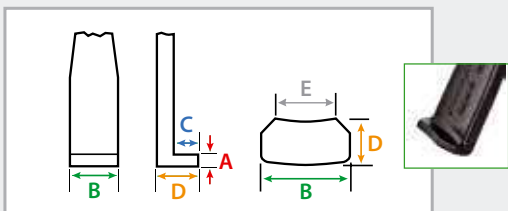
Art.-No.		J inch	A inch	B inch	C inch	D inch	E inch	
1-94-P	-852039	3 7/8	1/8	7/8	1/4	1/2	5/8	20-1-S-T, 20-10-S-T
1-194-P	-321399	7 7/8	1/8	7/8	1/4	1/2	5/8	20-1-S-T, 20-10-S-T
1-254-P	-321498	9 7/8	1/8	7/8	1/4	1/2	5/8	20-1-S-T, 20-10-S-T

## 3 extremely narrow jaws (set)

ST

For removing gears, bearings, sprockets, synchronizer bodies, etc., in tight or difficult-to-access spaces.

# 4-S




### Description

- Extra-thin pulling hooks in various lengths.
- Pulling hooks with infinitely variable adjustment on the cross-beam.
- Pulling hook with sliding part only available in set of 3.

### Advantage

- Adjustable depth thanks to jaw extensions, available up to a puller size of -30.
- Turning the pulling hooks enables them to be used both internally and externally.
- Suitable for pulling asymmetric workpieces.
- As a replacement part or supplement to your KUKKO puller.

Art.-No.		J inch	A inch	B inch	C inch	D inch	E inch	
1-94-S	-321580	3 7/8	1/8	7/8	1/4	1/2	5/8	30-1-S-T, 30-10-S-T
1-194-S	-321412	7 7/8	1/8	7/8	1/4	1/2	5/8	30-1-S-T, 30-10-S-T
1-254-S	-484520	9 7/8	1/8	7/8	1/4	1/2	5/8	30-1-S-T, 30-10-S-T



## 2 quick adjusting jaws (pair)

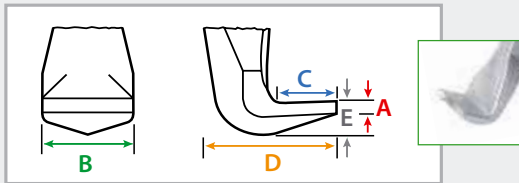
For removing bearings, gears, discs, etc.

# 2-P



1-92-P  
2-152-P  
3-202-P

1-192-P  
1-252-P  
1-402-P  
2-302-P  
3-252-P  
3-302-P  
3-402-P  
3-502-P



### Description

- Pulling hooks with infinitely variable adjustment on the cross-beam.
- Pulling hook with sliding part only available in pair of 2.

### Advantage

- Variable reach thanks to jaw extensions, available up to a puller size of -30.
- Turning the pulling hooks enables them to be used both internally and externally.
- Suitable for pulling asymmetric workpieces.
- As a replacement part or supplement to your KUKKO puller.

Art.-No.		J	A	B	C	D	E	
		inch	inch	inch	inch	inch	inch	
1-92-P	-732393	3 7/8	1/8	3/4	5/8	1 1/4	3/8	20-1+, 20-10+
1-192-P	-973611	7 7/8	1/8	3/4	5/8	1 1/4	3/8	20-1+, 20-10+
1-252-P	-973673	9 7/8	1/8	3/4	5/8	1 1/4	3/8	20-1+, 20-10+
2-152-P	-973765	5 7/8	3/16	7/8	3/4	1 5/8	3/8	20-2+, 20-20+
2-302-P	-973819	11 7/8	3/16	7/8	3/4	1 5/8	3/8	20-2+, 20-20+
3-202-P	-732706	7 7/8	3/16	1 3/8	1 1/2	2 5/8	3/4	20-3+, 20-30+
3-302-P	-973932	11 7/8	3/16	1 3/8	1 1/2	2 5/8	3/4	20-3+, 20-30+
3-402-P	-974014	15 3/4	3/16	1 3/8	1 1/2	2 5/8	3/4	20-3+, 20-30+
3-502-P	-974137	19 3/4	3/16	1 3/8	1 1/2	2 5/8	3/4	20-3+, 20-30+

## 3 quick adjusting jaws (set)

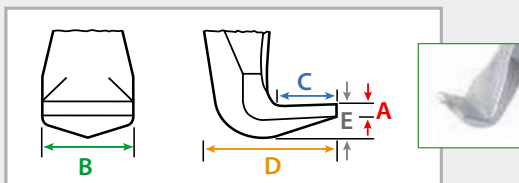
For removing bearings, gears, discs, etc.

# 2-S



1-92-S  
2-152-S  
3-202-S

1-192-S  
1-252-S  
1-402-S  
2-302-S  
3-252-S  
3-302-S  
3-402-S  
3-502-S



### Description

- Pulling hooks with infinitely variable adjustment on the cross-beam.
- Pulling hook with sliding part only available in set of 3.

### Advantage

- Adjustable depth thanks to jaw extensions, available up to a puller size of -30.
- Turning the pulling hooks enables them to be used both internally and externally.
- Suitable for pulling asymmetric workpieces.
- As a replacement part or supplement to your KUKKO puller.

Art.-No.		J	A	B	C	D	E	
		inch	inch	inch	inch	inch	inch	
1-92-S	-973741	3 7/8	1/8	3/4	5/8	1 1/4	3/8	30-1+, 30-10+
1-192-S	-973635	7 7/8	1/8	3/4	5/8	1 1/4	3/8	30-1+, 30-10+
1-252-S	-973697	9 7/8	1/8	3/4	5/8	1 1/4	3/8	30-1+, 30-10+
2-152-S	-973772	5 7/8	3/16	7/8	3/4	1 5/8	3/8	30-2+, 30-20+
2-302-S	-973833	11 7/8	3/16	7/8	3/4	1 5/8	3/8	30-2+, 30-20+
3-202-S	-973895	7 7/8	3/16	1 3/8	1 1/2		3/4	30-3+, 30-30+
3-302-S	-973956	11 7/8	3/16	1 3/8	1 1/2	2 5/8	3/4	30-3+, 30-30+
3-402-S	-974038	15 3/4	3/16	1 3/8	1 1/2	2 5/8	3/4	30-3+, 30-30+
3-502-S	-974151	19 3/4	3/16	1 3/8	1 1/2	2 5/8	3/4	20-3+, 20-30+

ST

01



ST





## 2 narrow, quick adjusting jaws (pair)

ST

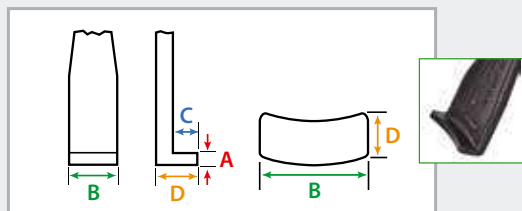
For removing bearings, gears, discs, etc. for tight or difficult-to-access spaces.

# 3-P



1-93-P  
2-153-P  
3-203-P

1-193-P  
1-253-P  
1-403-P  
2-303-P  
3-253-P  
3-303-P  
3-403-P  
3-503-P



### Description

- Thin pulling hooks with Quickadjust in various lengths.
- Pulling hooks with infinitely variable adjustment on the cross-beam.
- Pulling hook with sliding part only available in pair of 2.

### Advantage

- Variable reach thanks to jaw extensions, available up to a puller size of -30.
- Turning the pulling hooks enables them to be used both internally and externally.
- Suitable for pulling asymmetric workpieces.
- As a replacement part or supplement to your KUKKO puller.

Art.-No.		J	A	B	C	D	
		inch	inch	inch	inch	inch	
1-93-P	-973352	3 7/8	1/8	1 3/16	1/4	5/8	20-1+S, 20-10+S
1-193-P	-324208	7 7/8	1/8	1 3/16	1/4	5/8	20-1+S, 20-10+S
1-253-P	-973710	9 7/8	1/8	1 3/16	1/4	5/8	20-1+S, 20-10+S
2-153-P	-973789	5 7/8	3/16	1 1/4	3/8	3/4	20-2+S, 20-20+S
2-303-P	-973857	11 7/8	3/16	1 1/4	3/8	3/4	20-2+S, 20-20+S
3-203-P	-973901	7 7/8	1/4	1 3/8	5/8	2 1/16	20-3+S, 20-30+S
3-303-P	-973970	11 7/8	1/4	1 3/8	5/8	2 1/16	20-3+S, 20-30+S
3-403-P	-974052	15 3/4	1/4	1 3/8	5/8	2 1/16	20-3+S, 20-30+S
3-503-P	-974175	19 3/4	1/4	1 3/8	5/8	2 1/16	20-3+S, 20-30+S

## 3 narrow, quick adjusting jaws (set)

ST

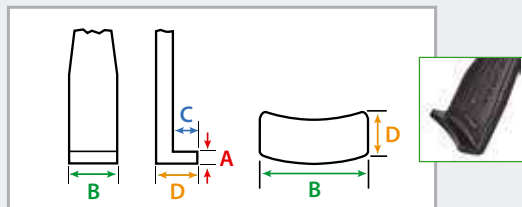
For removing bearings, gears, discs, etc. for tight or difficult-to-access spaces.

# 3-S



1-93-S  
2-153-S  
3-203-S

1-193-S  
1-253-S  
1-403-S  
2-303-S  
3-253-S  
3-303-S  
3-403-S  
3-503-S



### Description

- Pulling hooks with infinitely variable adjustment on the cross-beam.
- Pulling hook with sliding part only available in set of 3.

### Advantage

- Adjustable depth thanks to jaw extensions, available up to a puller size of -30.
- Turning the pulling hooks enables them to be used both internally and externally.
- Suitable for pulling asymmetric workpieces.
- As a replacement part or supplement to your KUKKO puller.

Art.-No.		J	A	B	C	D	
		inch	inch	inch	inch	inch	
1-93-S	-973758	3 7/8	1/8	1 3/16	1/4	5/8	30-1+S, 30-10+S
1-193-S	-973659	7 7/8	1/8	1 3/16	1/4	5/8	30-1+, 30-10+
1-253-S	-973734	9 7/8	1/8	1 3/16	1/4	5/8	30-1+, 30-10+
2-153-S	-973796	5 7/8	3/16	1 1/4	3/8	3/4	30-2+S, 30-20+S
2-303-S	-973871	11 7/8	3/16	1 1/4	3/8	3/4	30-2+S, 30-20+S
3-203-S	-973918	7 7/8	1/4	1 3/8	5/8	2 1/16	30-3+S
3-303-S	-973994	11 7/8	1/4	1 3/8	5/8	2 1/16	30-3+S
3-403-S	-974076	15 3/4	1/4	1 3/8	5/8	2 1/16	30-3+S
3-503-S	-974199	19 3/4	1/4	1 3/8	5/8	2 1/16	30-3+S



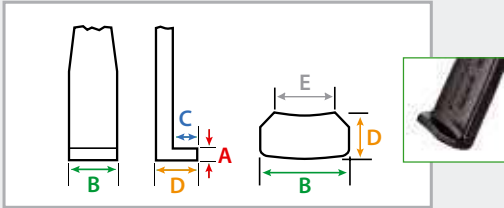
## 2 extremely narrow, quick adjusting jaws (pair)

ST

01

For removing gears, bearings, sprockets, synchronizer bodies, etc., in tight or difficult-to-access spaces.

# 5-P



### Description

- Extra-thin pulling hooks with Quickadjust in various lengths.
- Pulling hooks with infinitely variable adjustment on the cross-beam.
- Pulling hook with sliding part only available in pair of 2.

### Advantage

- Variable reach thanks to jaw extensions, available up to a puller size of -30.
- Turning the pulling hooks enables them to be used both internally and externally.
- Suitable for pulling asymmetric workpieces.
- As a replacement part or supplement to your KUKKO puller.

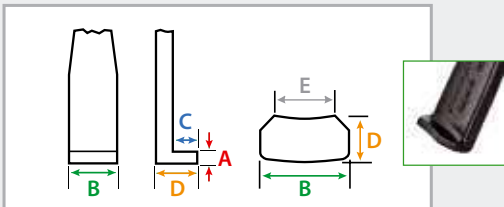
Art.-No.		J inch	A inch	B inch	C inch	D inch	E inch	
1-95-P	-321610	3 7/8	1/8	7/8	1/4	1/2	5/8	20-1+S-T, 20-10+S-T
1-195-P	-321443	7 7/8	1/8	7/8	1/4	1/2	5/8	20-1+S-T, 20-10+S-T
1-255-P	-321542	9 7/8	1/8	7/8	1/4	1/2	5/8	20-1+S-T, 20-10+S-T

## 3 extremely narrow, quick adjusting jaws (set)

ST

For removing gears, bearings, sprockets, synchronizer bodies, etc., in tight or difficult-to-access spaces.

# 5-S



### Description

- Pulling hooks with infinitely variable adjustment on the cross-beam.
- Pulling hook with sliding part only available in set of 3.

### Advantage

- Adjustable depth thanks to jaw extensions, available up to a puller size of -30.
- Turning the pulling hooks enables them to be used both internally and externally.
- Suitable for pulling asymmetric workpieces.
- As a replacement part or supplement to your KUKKO puller.

Art.-No.		J inch	A inch	B inch	C inch	D inch	E inch	
1-95-S	-321634	3 7/8	1/8	7/8	1/4	1/2	5/8	30-1+S-T, 30-10+S-T
1-195-S	-321467	7 7/8	1/8	7/8	1/4	1/2	5/8	30-1+S-T, 30-10+S-T
1-255-S	-321566	9 7/8	1/8	7/8	1/4	1/2	5/8	30-1+S, 30-10+S

## 2 pulling arms with adjustable length (pair)

ST

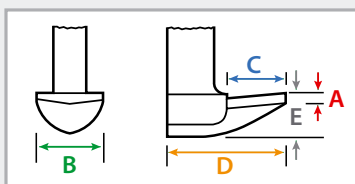
For removing bearings, gears, discs, etc.

# SP-P

4-SP-P  
5-SP-P



4-SP-S



### Description

- Standard pulling hook with adjustable depths.
- Pulling hook with sliding part only available in pair of 2.
- Pulling hooks with infinitely variable adjustment on the cross-beam.

### Advantage

- Pulling hooks can be adjusted lengthwise and to meet the required clamping depths.
- Turning the pulling hooks enables them to be used both internally and externally.
- Suitable for pulling asymmetric workpieces.
- As a replacement part or supplement to your KUKKO puller.

Art.-No.		J inch	A inch	B inch	C inch	D inch	E inch	
4-SP-P	-004636	12 - 20	1/4	1 5/8	1 3/4	3 3/8	1	20-3, 20-30, 20-4, 20-40
5-SP-P	-004971	16 - 28	1/4	1 5/8	1 3/4	3 3/8	1	20-5
4-SP-S	-004711	12 - 20	1/4	1 5/8	1 3/4	3 3/8	1	11-0, 11-1, 11-2, 30-5



## Mechanical pressure spindle



### Description

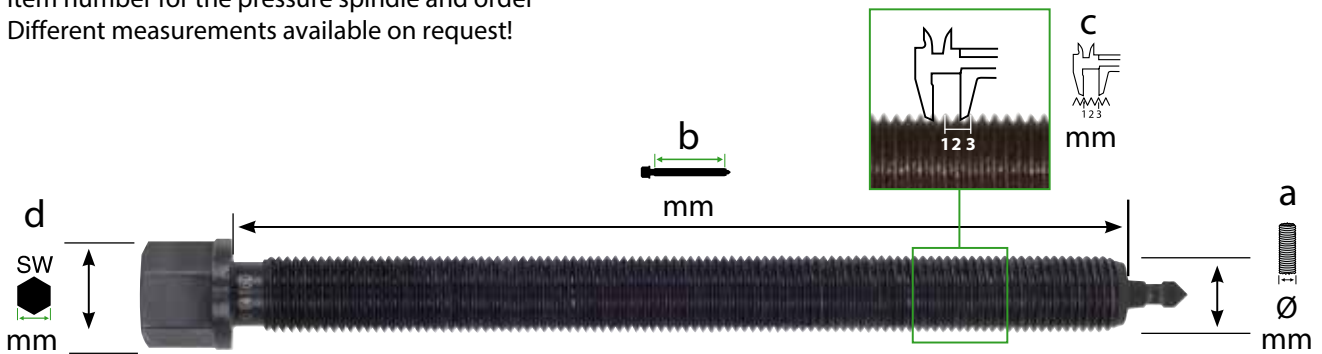
- KUKKO pressure spindles with milled thread have been specifically engineered for use in KUKKO pullers, in order to achieve particularly high tensile forces.
- The pressure spindles are specially coated and therefore guarantee particularly good sliding properties in the thread.
- Optimal adjustment of the spindle to the shaft with 2-sided spindle tip - 4 SWITCH-Technology.
- The mounted, freely-rotating centering point 5 protects the shaft against damage when applying the pulling force.
- Only complete with KUKKO safety-first label 6
- A tube of KUKKO special grease KSF-69 included for pressure spindle.

### Advantage

- The spindle head 2 and the spindle band 3 are lasered with the item number.
- The spindle heads have a band which prevents the wrench from slipping during the pulling process. 1

The correct determination of a replacement spindle if **no item number** is available.

Take the following four measurements, check the item number for the pressure spindle and order  
Different measurements available on request!



**a**  
Measure the spindle diameter.



**b**  
Measure the thread length to the tip of the spindle



**c**  
Measure the length over three turns of the thread.



**d**  
Measure the hexagon of the spindle head.



Art.-No.

6	14	160
Pressure screw	∅ mm	b mm
	a	b



Art.-No.		suitable for	thread	a mm	b mm	c mm	d SW mm						Art.-No.
608080	-176241	48, 482-1	M 8x1,25	8	80	3,75	-	-	X	-	-	X	-
608130	-481086	482-2, 483-2	M 8x1,25	8	130	3,75	-	-	X	-	-	X	-
609087	-102493	41-1, 42-1, 43-1, 43-11, 43-12, 43-2	M 9x1,25	9	87	3,75	-	-	X	-	-	X	-
609105	-101403	41-2, 42-2, 43-3, 43-13	M 9x1,25	9	105	3,75	-	-	X	-	-	X	-
610070	-362446	41-0, 42-0	M 10x1,5	10	75	4,50	13	X	-	-	-	X	-
610094	-122118	204-0	M 10x1,5	10	94	4,50	-	-	X	-	-	X	-
610110	-433726	208-0, 209-0, 112-1, 112-10	M 10x1,5	10	120	4,50	8	X	-	-	-	X	-
610120	-	70-01	M 10x1,5	10	120	4,50	13	X	-	-	-	X	-
612080	-238468	201-0, 202-0, 203-0	M 12x1,5	12	85	4,50	13	X	-	X	X	-	612140
612110	-112881	205-00, 206-00, 207-00	M 12x1,5	12	110	4,50	13	X	-	X	X	-	612140
612130	-077081	18-0, 44-1, 45-1, 14-01, 14-1	M 12x1,5	12	130	4,50	13	X	-	X	X	-	612140
612150	-790201	41-3, 42-3	M 12x1,5	12	150	4,50	13	X	-	X	-	-	-
612200	-480744	482-3, 483-3	M 12x1,75	12	210	5,25	13	X	-	X	X	-	612140
614135	-074271	12-1, 30-1, 30-1+, 30-10, 30-10+, 30-1-S, 30-10-S, 30-1+S, 30-10+S, 30-1-S-T, 30-10-S-T, 30-1+S-T, 30-10+S-T, 30-10-P3 30-10SP, 32-1, 33, 34-0, 34-1, 110-1, 110-10, 112-2, 120-1, 120-10, 130-10, 201-1, 202-1, 203-1,	M 14x1,5	14	135	4,50	17	X	-	X	X	-	612140
614160	-112966	14-2, 20-1, 20-10, 20-1-S, 20-10-S, 20-1+S, 20-10+S, 20-1+, 20-10+, 20-1+S-T, 20-10+S-T, 20-1-2, 20-1-25, 20-1-4, 20-10-2, 20-10-25, 20-10-4, 20-1-S-T, 20-10-S-T, 20-10-SP, 20-10-P3, 20-10-V, 30-1-2, 30-10-2, 44-2, 45-2, 112-20, 113-20, 120-2, 130-2, 205-01, 206-01, 207-01, 208-01, 209-01	M 14x1,5	14	160	4,50	17	X	-	X	X	-	612140
614200	-838576	14-3, 14-03 41-4, 42-4	M 14x1,5	14	200	4,50	17	X	-	X	-	-	-
614250	-306709	K-2030-10, K-2030-10+S, K-2030-10+S+T, 70-2, 201-S, 202-S	M 14x1,5	14	250	4,50	17	X	-	X	X	-	612140
616220	-420856	112-3, 113-3	M 16x1,5	16	220	4,50	17	X	-	X	-	-	-
616270	-480829	482-4, 483-4	M 16x2,0	16	270	6,00	17	X	-	-	X	-	-
616325	-480904	482-5, 483-5	M 16x2,0	16	325	6,00	17	X	-	-	X	-	-
618068	-123771	127-3, 128-3, 128-G3	M 18x1,5	18	58	4,50	19	X	-	X	-	-	-
618105	-073779	204-1	M 18x1,5	18	105	4,50	19	X	-	X	-	-	-
618175	-074356	12-2, 18-1, 32-2, 110-2, 110-20	M 18x1,5	18	175	4,50	19	X	-	X	X	-	616180
618210	-113048	44-3, 45-3	M 18x1,5	18	210	4,50	19	X	-	X	-	-	-
620172	-817946	28-1, 28-2	M 20x2,5*	20	170	7,50	24	X	X	X	X	-	620260
620230	-818028	28-3	M 20x2,5*	20	230	7,50	24	X	X	-	X	-	-
620250	-818103	28-4	M 20x2,5*	20	250	7,50	24	X	X	-	X	-	-
621130	-124358	204-2, 204-02	G 1/2" / 14"	20,955	130	5,40	22	X	-	X	-	-	-
621170	-067181	18-2	G 1/2" / 14"	20,955	170	5,40	22	X	-	X	X	-	620260
621220	-268373	20-2, 20-20, 20-2+, 20-2+S, 20-20+S, 20-20+, 20-2-S, 20-20+, 20-2-S, 20-20-S, 20-2-3, 20-20-3, 20-20SP, 20-20-P2, 30-2, 30-20, 30-2+, 30-20+, 30-2+S, 30-20+S, 30-2-S, 30-20-S, 30-2-3, 30-20-3, 30-20SP, 30-20-P2, 31-1, 31-2, 124-20-A, 124-20-1, 200-U, 201-2, 202-2, 203-2, 205-02, 206-02, 207-02, 208-02, 209-02, 210-1	G 1/2" / 14"	20,955	210	5,40	22	X	-	X	X	-	620260
621300	-765346	41-5, 42-5, 110-3, 110-4	G 1/2" / 14"	20,955	300	5,40	22	X	-	X	X	-	620260
621355	-236228	70-4, 112-4, 113-4	G 1/2" / 14"	20,955	355	5,40	22	X	-	X	-	-	-
623150	-018961	128-4, 128-5, 128-T4	G 5/8" / 14"	22,911	150	5,40	24	X	-	-	X	-	-
623170	-124501	120-20, 130-20, 204-3, 204-30	G 5/8" / 14"	22,911	170	5,40	24	X	-	X	X	-	620260
623230	-074684	12-3, 120-3, 120-30, 130-3	G 5/8" / 14"	22,911	230	5,40	24	X	-	X	X	-	620260
623260	-113123	44-4, 45-4	G 5/8" / 14"	22,911	260	5,40	24	X	-	X	X	-	620260
623325	-125263	44-5, 45-5, 113-5, 210-2, 210-3	G 5/8" / 14"	22,911	325	5,40	24	X	-	X	-	-	-
623360	-814976	44-6, 45-6	G 5/8" / 14"	22,911	400	5,40	24	X	-	X	-	-	-
623450	-832796	45-7	G 5/8" / 14"	22,911	450	5,40	24	X	-	X	-	-	-
626300	-765360	18-3, 20-3, 20-30, 20-3+, 20-30+, 20-3-S, 20-30-S, 20-3+S, 20-30+S, 20-3-25, 20-3-3, 20-30-3, 20-3-4, 20-30-4, 20-3-5, 20-30-5, 20-30-P3, 20-30SP, 30-3, 30-30, 30-3+, 30-30+, 30-3-5, 30-3+S, 30-3-25, 30-3-3, 30-30-3, 30-3-4, 30-30-4, 30-3-5, 30-30-5, 30-3-P3, 30-3SP, 201-3, 201-4, 202-3, 202-4, 203-3, 203-4, 205-1, 206-1, 207-1	G 3/4" / 14"	26,441	300	5,40	27	X	-	X	X	-	620260
626400	-125423	20-40, 20-40-4, 20-40-5, 12-4, 205-2, 205-3, 206-2, 206-3, 207-2, 207-3, 10-M,	G 3/4" / 14"	26,441	400	5,40	27	X	-	X	-	-	-
626500	-765377	12-5	G 3/4" / 14"	26,441	500	5,40	27	X	-	X	-	-	-
633400	-765384	11-0, 18-4, 20-4, 46-1, 47-1	G 1" / 14"	33,249	400	6,90	36	X	-	X	-	-	-
633500	-893452	20-AV, 46-2-A, 47-2-A	G 1" / 14"	33,249	500	6,90	36	X	-	X	-	-	-
633600	-866388	12-6, 12-7	G 1" / 14"	33,249	600	6,90	36	X	-	X	-	-	-
637350	-893469	11-1, 11-2, 30-40, 30-5	G 1 1/8" / 14"	37,897	350	6,90	41	X	-	X	-	-	-
637500	-893469	15-E	G 1 1/8" / 14"	37,897	500	6,90	41	X	-	X	-	-	-
637600	-169236	18-5, 20-5, 205-65, 205-80, 205-95, 207-65, 207-80, 207-95	G 1 1/8" / 14"	37,897	600	6,90	41	X	-	X	-	-	-



\* Regelgewinde / coarse pitch thread



## Backfitting 2- and 3-jaw pullers from mechanic up to hydraulic spindle



**When using pullers with hydraulic spindles, the application of hydraulic pulling force must always be controlled, i.e., by the use of a torque wrench.**

Art. No.	+	max.		 max. Nm	 max. Nm
		t	kN		
20-2	8-01	7	70	150	12
20-2+	8-01	7	70	150	12
20-20	8-01	7	70	150	12
20-20+	8-01	7	70	150	12
20-2-3	8-01	7	70	150	12
20-20-3	8-01	7	70	150	12
20-3	8-02	8,5	85	300	14
20-3+	8-02	8,5	85	300	14
20-30	8-02	8,5	85	300	14
20-30+	8-02	8,5	85	300	14
20-3-3	8-02	8,5	85	300	14
20-3-4	8-02	8,5	85	300	14
20-3-5	8-02	8,5	85	300	14
20-30-3	8-02	8,5	85	300	14
20-30-4	8-02	8,5	85	300	14
20-30-5	8-02	8,5	85	300	14
20-4	8-1-B	15	150	400	45
20-4-3	8-1-B	15	150	400	45
20-4-5	8-1-F	15	150	400	45
20-40	8-1-B	15	150	400	45
20-40-4	8-1-B	15	150	400	45
20-40-5	8-1-F	15	150	400	45
20-5	8-2-M	15	200	650	30
30-2	8-01	7	70	150	12
30-2+	8-01	7	70	150	12
30-20	8-01	7	70	150	12
30-20+	8-01	7	70	150	12
30-2-3	8-01	7	70	150	12
30-20-3	8-01	7	70	150	12
30-3	8-02	10	100	250	15
30-3+	8-02	10	100	250	15
30-3-3	8-02	10	100	250	15
30-3-4	8-02	10	100	250	15
30-3-5	8-02	10	100	250	15
30-3-5	8-02	10	100	250	15


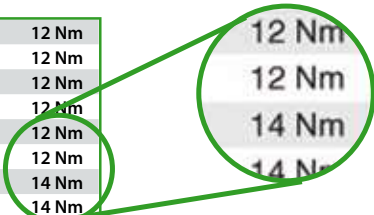




## 2- and 3-jaw puller with hydraulic spindle



20-2	8-01	7,0 to / 70 kN	12 Nm
20-2+	8-01	7,0 to / 70 kN	12 Nm
20-20	8-01	7,0 to / 70 kN	12 Nm
20-20+	8-01	7,0 to / 70 kN	12 Nm
20-2-3	8-01	7,0 to / 70 kN	12 Nm
20-20-3	8-01	7,0 to / 70 kN	12 Nm
20-3	8-02	8,5 to / 85 kN	14 Nm
20-3+	8-02	8,5 to / 85 kN	14 Nm
20-30	8-02	8,5 to / 85 kN	14 Nm



**When using pullers with hydraulic spindles, the application of hydraulic pulling force must always be controlled, i.e., by the use of a torque wrench.**

Art. No.	incl.	max.		max. Nm
		t	kN	
20-2-B	8-01	7	70	12
20-20-B	8-01	7	70	12
20-3-B	8-02	10	100	15
20-30-B	8-02	10	100	15
20-4-B	8-1-B	15	150	45
20-40-B	8-1-B	15	150	45
20-2-3-B	8-01	7	70	12
20-20-3-B	8-01	7	70	12
20-3-3-B	8-02	10	100	15
20-3-4-B	8-02	10	100	15
20-3-5-B	8-02	10	100	15
20-30-3-B	8-02	10	100	15
20-30-4-B	8-02	10	100	15
20-30-5-B	8-02	10	100	15
20-4-3-B	8-1-B	15	150	45
20-4-4-B	8-1-B	15	150	45
20-4-5-B	8-1-B	15	150	45
20-40-4-B	8-1-B	15	150	45
20-40-5-B	8-1-B	15	150	45
20-2+B	8-01	7	70	12
20-20+B	8-01	7	70	12
20-3+B	8-02	10	100	15
20-30+B	8-02	10	100	15
30-2-B	8-01	7	70	12
30-20-B	8-01	7	70	12
30-3-B	8-02	10	100	15
30-2-3-B	8-01	7	70	12
30-20-3-B	8-01	7	70	12
30-3-3-B	8-02	10	100	15
30-3-4-B	8-02	10	100	15
30-3-5-B	8-02	10	100	15
30-2+B	8-01	7	70	12
30-20+B	8-01	7	70	12
30-3+B	8-02	10	100	15



## Long hydraulic spindles

ST

For pulling particularly tight bearings, gears, discs, etc.

8







### Description

- Grease hydraulics.
- Milled thread treated with special coating.

### Advantage

- Easy and even pulling for particularly tight parts.
- Can be combined with various mechanical pulling devices from the KUKKO range.
- Spindle head band prevents the wrench from slipping off.
- Almost all components available as replacement parts, time-saving order process thanks to numbering system.

Art.-No.		 inch		 inch	max. US t	max. ft lb	Bezeichnung description		
<b>8-1-B</b>	-034596	9 7/8	R1"	3/8	16.5	33	Complete spindle	18-4, 20-4, 20-40	
<b>8-1-F</b>	-034671	13 3/4	R1"	3/8	16.5	33	Complete spindle	46-1-A, 46-2-A, 46-1-B, 46-2-B, 47-1-A, 47-2-A, 47-1-B, 47-2-B	
<b>8-1-ERS</b>	-243721	Verschleißteilsatz / Wearing parts set							8-1-B, 8-1-F
<b>8-2-K</b>	-034831	9 7/8	G 1 1/8"	3/8	22	22	Complete spindle	11-1-A, 11-2-A	
<b>8-2-M</b>	-034916	13 3/4	G 1 1/8"	3/8	22	22	Complete spindle	18-5, 20-5	
<b>8-2-ERS</b>	-243806	Verschleißteilsatz / Wearing parts set							8-2-K, 8-2-M

## Short hydraulic spindles

ST

For pulling particularly tight bearings, gears, discs, etc.

800



800





801  
802  
804

### Description

- Series is built on a modular system.
- Pullers have the same hydraulic spindle.
- Easy-to-replace individual components that can be combined in a number of different ways.
- Grease hydraulics.
- Hydraulic spindle.

### Advantage

- Available as complete hydraulic pullers, individual parts and sets.
- Little force required for a strong pulling performance.
- Piston functions on the axis and does not turn in the hydraulic spindle.
- Spindle extensions enable the unit to be adjusted quickly to a range of different requirements.
- Spindle head band prevents the wrench from slipping off.

Art.-No.			 inch	max. US t	max. ft lb
<b>800</b>	-034343	W 1.1/2"-16(55°;16Gang)	3/8	11	29.5
<b>801</b>	-784446	W 1.1/2"-16(55°;16Gang)	3/8	16.5	51.5
<b>802</b>	-784514	M40x1,5	3/8	22	73.5
<b>804</b>	-456787	W 1.1/2"-16(55°;16Gang)	3/8	16.5	51.5
<b>800-ERS</b>	-244483	Verschleißteilsatz / Wearing parts set			
<b>801-ERS</b>	-788086	Verschleißteilsatz / Wearing parts set			
<b>802-ERS</b>	-788246	Verschleißteilsatz / Wearing parts set			
<b>800017</b>	-165351	Druckstück / Pressure pad			

## KUKKO Special grease for pressure spindles

ST

KSF-69




### Description

- Detailed information provided in the data sheet.

### Advantage

- Protects the spindle at high pulling forces.

Art.-No.		 Gramm
<b>699904</b>	-773518	4
<b>699915</b>	-019869	15
<b>699975</b>	-019876	75



## Long hydraulic spindles

For pulling particularly tight bearings, gears, discs, etc.

# 8-0



hydraulic  
TECHNOLOGY

### Description

- Grease hydraulics.
- Milled thread treated with special coating.

### Advantage

- Easy and even pulling for particularly tight parts.
- Can be combined with various mechanical pulling devices from the KUKKO range.
- Spindle head band prevents the wrench from slipping off.
- Almost all components available as replacement parts, time-saving order process thanks to numbering system.

Art.-No.		inch	mm	US t	Bezeichnung description	
8-01	-887871	3/8	G 1/2"	11	Spindel komplett / Complete spindle	20-2, 20-20, 12-4, 12-5, 18-2, 30-2, 30-20, 41-5, 42-5, 205-02, 206-02, 207-02
8-02	-887901	3/16	G 3/4"	13	Spindel komplett / Complete spindle	20-3, 20-30, 12-6, 12-7, 18-3, 30-3, 205-1, 205-2, 205-3, 206-1, 206-2, 206-3, 207-1, 207-2, 207-3
8-01ERS		Verschleißteilsatz / Wearing parts set			8-01	
8-01-176		Kopfschrauben mit Spindel und Sicherungsschraube / Bolt with screw and safety pin			8-01	
8-02ERS		Verschleißteilsatz / Wearing parts set			8-02	
8-02-176		Kopfschrauben mit Spindel und Sicherungsschraube / Bolt with screw and safety pin			8-02	

ST

01



## Auxiliary hydraulic ram

To increase the pressure for mechanical pulling devices for particularly tight bearings, gears, discs, etc.

# 9



hydraulic Pullback  
TECHNOLOGY

### Description

- Grease hydraulics.
- Centering hole for ideal spindle guidance.
- Milled thread treated with special coating.

### Advantage

- Can be combined with various mechanical pulling devices from the KUKKO range.
- Saves time as spindle does not need to be replaced.
- Specification for maximum torques.
- Almost all components available as replacement parts, time-saving order process thanks to numbering system.

Art.-No.		$\emptyset$ inch	inch	inch	max. US t	max. ft lb
9-1	-005053	1 1/2	2 3/8	3/8	11	25.5
9-2	-005138	2	3 3/8	5/8	16.5	6.5
9-3	-924408	3 3/16	4 3/8	1/4	33	25.5
9-1-ERS	-243981	Verschleißteilsatz / Wearing parts set				
9-2-ERS	-244063	Verschleißteilsatz / Wearing parts set				
9-3-ERS	-039294	Verschleißteilsatz / Wearing parts set				

ST



For use with mechanical KUKKO pullers from size -3.

## Tool holder with ratchet

For reworking and cleaning damaged internal and external threads.

# 97



### Description

- Each file has different pitches.

### Advantage

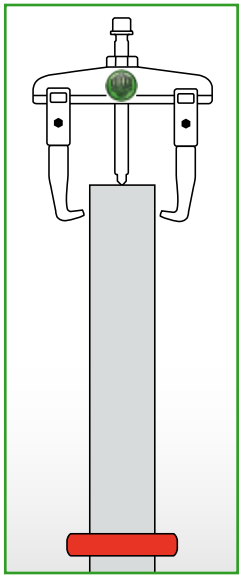
- The application is simple and easy.

Art.-No.		mm	inch	für for
97-1	-490231	0,8 - 1 - 1,25 - 1,5 1,75 - 2 - 2,5 - 3	-	DIN-ISO
97-2	-490316	-	10 - 11 - 12 - 14 - 16 - 18 - 20 - 24	Whitworth + BSF
97-3	-490491	-	11 - 12 - 14 - 16 - 18 - 20 - 24	SAE / UNF
97-4	-720253	-	11 - 14 - 19-28	Whitworth / Rohrgewinde

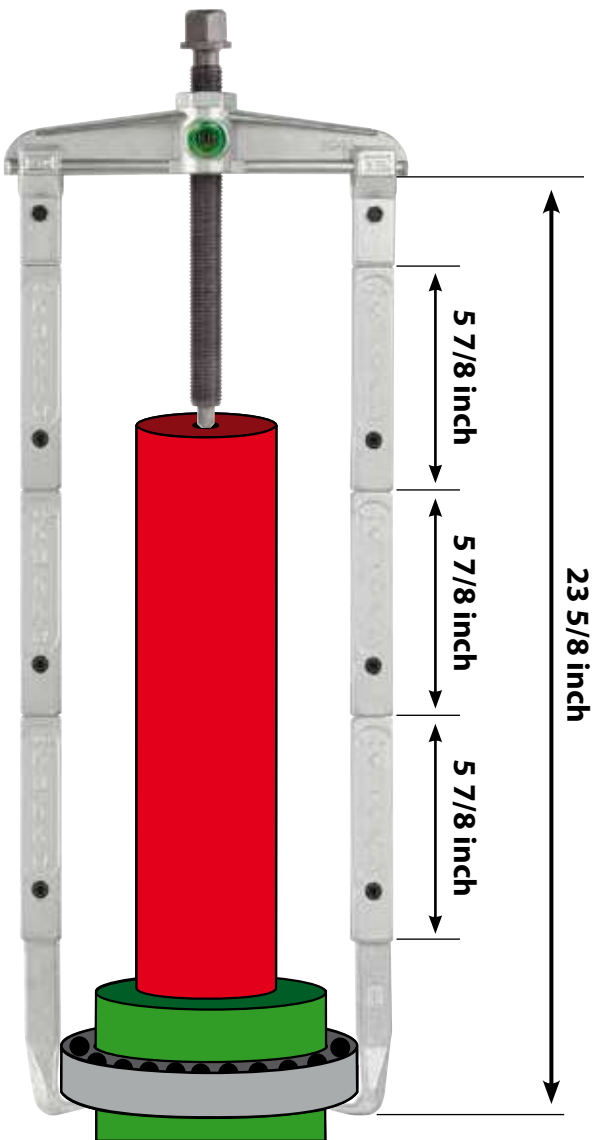
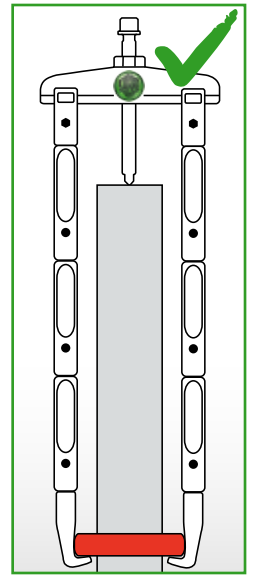
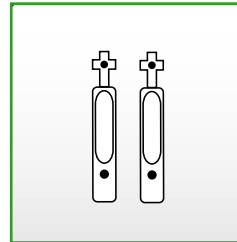
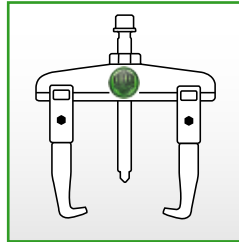
ST



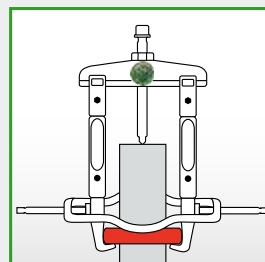
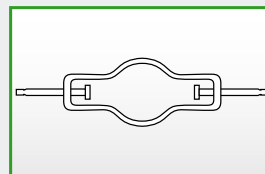
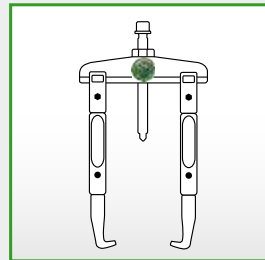
## TIP: Modular extensions



For the 20 and 30 series, we offer modular extensions. If the part to be removed sits deep on a shaft, jaw extensions will be needed.



# 219



The side clamp is available separately (Art.-No. 219-1). It is attached to the puller jaw after the puller has been fitted and prevents slippage of the puller jaw under very high forces.



### 2 jaw extensions (pair)

For removing bearings, gears, discs, etc.

# V-P



ST

01





#### Description

- Jaw extensions in various lengths.
- Jaw extensions only available in set of 2.

#### Advantage

- As a replacement part or supplement to your KUKKO puller.

Art.-No.		 inch	
1-V-100-P	-985058	3 7/8	20-1, 20-10
1-V-150-P	-985089	5 7/8	20-1, 20-10
2-V-150-P	-985201	5 7/8	20-2, 20-20

### 3 jaw extensions (set)

For removing bearings, gears, discs, etc.

# V-S





ST

#### Description

- Jaw extensions in various lengths.
- Jaw extensions only available in set of 3.

#### Advantage


- As a replacement part or supplement to your KUKKO puller.

Art.-No.		 inch	
1-V-100-S	-985065	3 7/8	30-1, 30-10
1-V-150-S	-985096	5 7/8	30-1, 30-10
2-V-150-S	-985218	5 7/8	30-2, 30-20

### Clamp for 2-jaw pullers

For stability support for the pulling process using V-P series extensions



# 219



ST

#### Advantage

- Fixed support for even more accurate removal processes.
- Easy, effective assembly.

Art.-No.		 inch	 inch
219-1	-777776	1 5/8 - 7 1/2	3/8

### Pressure pad bricks

For the support of the pressure spindle with a hollow shaft

# 600-17



ST

#### Description

- A total of 3 different pressure pads.

#### Advantage

- Modular system, pressure pads can be combined with each other.

Art.-No.		 inch
600-17	-914188	3/4; 1 1/4; 1 5/8





## Pullers with swivelling jaws

### Universal 2-jaw puller with swiveling jaws

ST

For removing bearings, gears, discs, etc.

# 41



41-0

41-1  
41-2

41-3  
41-4  
41-5

#### Description

- Swivelling standard puller jaws.
- Two-arm design for space-saving operation.
- Mechanical pressure screw.
- Milled thread treated with special coating.
- If there is adequate free space around the part to be removed, we recommend using a 3-jaw puller series 42 for optimal force distribution.

#### Advantage

- The larger the pulling force, the stronger the puller hook's grip on the workpiece to be removed.
- Spindle head band prevents the wrench from slipping off.
- Hydraulic spindle series 8-0 for particularly tight parts, available from a particular puller size.
- Auxiliary hydraulic ram series 9 for particularly tight parts, can be used from a particular puller size.
- Almost all components available as replacement parts, time-saving order process thanks to numbering system.

Art.-No.				J <sub>x</sub>	max. US t	 max. ft lb
		inch	inch			
41-0	-362859	2 3/8	1 5/8	2	1	18
41-1	-015038	2 5/8	2 5/8	2	1	0
41-2	-015113	3 3/16	3 3/16	2	1.5	0
41-3	-787829	4	4 3/4	2	3	29.5
41-4	-836268	5 1/8	6 3/8	2	5.5	65.5
41-5	-836343	7 1/8	7 7/8	2	7.5	110.5

### Universal 2-jaw puller with long hydraulic spindle (including mechanical pressure screw)

ST

For pulling particularly tight bearings, gears, discs, etc.

# 41-B



hydraulic  
technology

#### Description

- Grease hydraulics.
- Swivelling standard puller jaws.
- Two-arm design for space-saving operation.
- Hydraulic spindle and mechanical pressure screw.
- Milled thread treated with special coating.

#### Advantage

- The larger the pulling force, the stronger the puller hook's grip on the workpiece to be removed.
- Spindle head band prevents the wrench from slipping off.
- Hydraulic spindle series 8-0 for particularly tight parts, available from a particular puller size.
- Auxiliary hydraulic ram series 9 for particularly tight parts, can be used from a particular puller size.
- Almost all components available as replacement parts, time-saving order process thanks to numbering system.

Art.-No.				J <sub>x</sub>	 US t	mit with
		inch	inch			
41-5-B	-887345	7 1/8	7 7/8	2	7.5	8-01



**Universal 3-jaw puller with swiveling jaws**

ST

01

For removing bearings, gears, discs, etc.

42



42-0



42-1  
42-2






42-3  
42-4  
42-5

**Description**

- Swivelling standard puller jaws.
- Mechanical pressure screw.
- Milled thread treated with special coating.
- If there is not adequate free space around the part to be removed, we recommend using a 2-jaw puller (link[MP\_41\_Standard,series 41]).

**Advantage**

- The larger the pulling force, the stronger the puller hook's grip on the workpiece to be removed.
- Spindle head band prevents the wrench from slipping off.
- Hydraulic spindle series 8-0 for particularly tight parts, available from a particular puller size.
- Auxiliary hydraulic ram series 9 for particularly tight parts, can be used from a particular puller size.
- Almost all components available as replacement parts, time-saving order process thanks to numbering system.

Art.-No.				J <sup>x</sup>	max. US t	
		inch	inch			max. ft lb
42-0	-362026	2 3/8	1 5/8	3	1.5	18
42-1	-015298	2 5/8	2 5/8	3	1.5	0
42-2	-015373	3 3/16	3 3/16	3	1.5	0
42-3	-787904	4	4 3/4	3	3	29.5
42-4	-836428	5 1/8	6 3/8	3	5.5	65.5
42-5	-836596	7 1/8	7 7/8	3	7.5	110.5

**3-jaw puller with long hydraulic spindle (including mechanical pressure screw)**

ST

For pulling particularly tight bearings, gears, discs, etc.

42-B






**Description**

- Grease hydraulics.
- Swivelling standard puller jaws.
- Hydraulic spindle and mechanical pressure screw.
- Milled thread treated with special coating.
- If there is not adequate free space around the part to be removed, we recommend using a 2-jaw puller (link[MP\_41\_Standard,series 41]).

**Advantage**

- The larger the pulling force, the stronger the puller hook's grip on the workpiece to be removed.
- Spindle head band prevents the wrench from slipping off.
- Almost all components available as replacement parts, time-saving order process thanks to numbering system.

Art.-No.				J <sup>x</sup>		mit with
		inch	inch		US t	
42-5-B	-887352	7 1/8	7 7/8	3	7.5	8-01

**Universal 2-jaw puller with swiveling jaws**

ST

For pulling tight-fitting bearings, gears, discs, etc.

46






**Description**

- Swivelling standard puller jaws.
- Two-arm design for space-saving operation.
- 2-jaw and 3-jaw combination cross beam
- Mechanical pressure screw.
- Milled thread treated with special coating.

**Advantage**

- Combi-pullers can be used as a 3-jaw and 2-jaw puller.
- The larger the pulling force, the stronger the puller hook's grip on the workpiece to be removed.
- Spindle head band prevents the wrench from slipping off.
- Hydraulic spindle series 8 for particularly tight-fitting parts also available as an option.
- Auxiliary hydraulic ram series 9 for particularly tight parts, can be used from a particular puller size.

Art.-No.				J <sup>x</sup>	max. US t	
		inch	inch			max. ft lb
46-1-A	-016936	11 7/8	11 7/8	2/3	1	1.5
46-2-A	-017193	19 3/4	17 3/4	2/3	1	1.5



**Universal 2-jaw puller with long hydraulic spindle and swiveling jaws (including mechanical pressure screw)**

**ST**

For pulling particularly tight bearings, gears, discs, etc.

**46**






**Description**

- Grease hydraulics.
- Swivelling standard puller jaws.
- Two-arm design for space-saving operation.
- 2-jaw and 3-jaw combination cross beam
- Hydraulic spindle and mechanical pressure screw.

**Advantage**

- Combi-pullers can be used as a 3-jaw and 2-jaw puller.
- The larger the pulling force, the stronger the puller hook's grip on the workpiece to be removed.
- Spindle head band prevents the wrench from slipping off.
- Almost all components available as replacement parts, time-saving order process thanks to numbering system.

Art.-No.				J x		max. ft lb	mit with
		inch	inch		US t		
<b>46-1-B</b>	-017018	11 7/8	11 7/8	2/3	16.5	33	8-1-F
<b>46-2-B</b>	-017278	19 3/4	17 3/4	2/3	16.5	33	8-1-F

**Universal 3-jaw puller with swiveling jaws**

**ST**

For pulling tight-fitting bearings, gears, discs, etc.

**47**





**Description**

- Swivelling standard puller jaws.
- 2-jaw and 3-jaw combination cross beam
- Mechanical pressure screw.
- Milled thread treated with special coating.
- If there is not adequate free space around the part to be removed, we recommend using a 2-jaw puller series 46 for optimal distribution of force.

**Advantage**

- Combi-pullers can be used as a 3-jaw and 2-jaw puller.
- The larger the pulling force, the stronger the puller hook's grip on the workpiece to be removed.
- Spindle head band prevents the wrench from slipping off.
- Hydraulic spindle series 8 for particularly tight-fitting parts also available as an option.
- Hydraulic extra press series 9 available as an option for particularly tight parts.

Art.-No.				J x	max. US t	max. ft lb
		inch	inch			
<b>47-1-A</b>	-017681	11 7/8	11 7/8	2/3	1	1.5
<b>47-2-A</b>	-017841	19 3/4	17 3/4	2/3	1	1.5

**Universal 3-jaw puller with long hydraulic spindle and swiveling jaws (including mechanical pressure screw)**

**ST**

For pulling particularly tight bearings, gears, discs, etc.

**47**






**Description**

- Grease hydraulics.
- Swivelling standard puller jaws.
- Two-arm design for space-saving operation.
- 2-jaw and 3-jaw combination cross beam
- Hydraulic spindle and mechanical pressure screw.

**Advantage**

- Combi-pullers can be used as a 3-jaw and 2-jaw puller.
- The larger the pulling force, the stronger the puller hook's grip on the workpiece to be removed.
- Spindle head band prevents the wrench from slipping off.
- Almost all components available as replacement parts, time-saving order process thanks to numbering system.

Art.-No.				J x		max. ft lb	mit with
		inch	inch		US t		
<b>47-1-B</b>	-017766	11 7/8	11 7/8	2/3	16.5	33	8-1-F
<b>47-2-B</b>	-017926	19 3/4	17 3/4	2/3	16.5	33	8-1-F



**Universal 2-jaw puller with adjustable reach and swiveling jaws**

ST

01

For removing bearings, gears, discs, etc.

205



**Description**

- Swivelling standard puller jaws.
- Two-arm design for space-saving operation.
- Mechanical pressure screw.
- Milled thread treated with special coating.
- If there is adequate free space around the part to be removed, we recommend using a 3-jaw puller series 206 for optimal force distribution.

**Advantage**

- The larger the pulling force, the stronger the puller hook's grip on the workpiece to be removed.
- Universal application thanks to adjustable depths.
- Spindle head band prevents the wrench from slipping off.
- Hydraulic spindle series 8-0 for particularly tight parts, available from a particular puller size.
- Auxiliary hydraulic ram series 9 for particularly tight parts, can be used from a particular puller size.

Art.-No.						max. US t	
		inch	inch				max. ft lb
205-00	-028571	3 7/8	3 7/8	2	2	.5	6.5
205-01	-028656	5 7/8	5 7/8	2	2	5.5	88.5
205-02	-028731	9 7/8	8 5/8	2	2	7.5	110.5
205-1	-028816	11 7/8	11 1/32	2	2	11	206.5
205-2	-028991	15 3/4	15 3/4	2	3	11	221
205-3	-029073	19 3/4	21	2	3	1	236

**Universal 2-jaw puller with adjustable reach, long hydraulic spindle and swiveling jaws (including mechanical pressure screw)**

ST

For pulling particularly tight bearings, gears, discs, etc.

205-B



**Description**

- Swivelling standard puller jaws.
- Hydraulic and mechanical pressure screw.
- Milled thread treated with special coating.
- Grease hydraulics.
- Two-arm design for space-saving operation.

**Advantage**

- Easy and even pulling for particularly tight parts.
- The larger the pulling force, the stronger the puller hook's grip on the workpiece to be removed.
- Universal application thanks to adjustable depths.
- Spindle head band prevents the wrench from slipping off.
- Almost all components available as replacement parts, time-saving order process thanks to numbering system.

Art.-No.							mit with
		inch	inch			US t	
205-02-B	-886072	9 7/8	8 5/8	2	2	7.5	8-01
205-1-B	-886089	11 7/8	11 1/32	2	2	1	8-02
205-2-B	-886096	15 3/4	15 3/4	2	3	1	8-02
205-3-B	-886102	19 3/4	21 1/4	2	3	1	8-02



**Universal 3-jaw puller with adjustable reach and adjustable swiveling jaws**

**ST**

For removing bearings, gears, discs, etc.

**206**



**Description**

- Swivelling standard puller jaws.
- The three-arm design ensures that the load is distributed evenly and that the part to be removed is held securely.
- Mechanical pressure screw.
- Milled thread treated with special coating.
- If there is not adequate free space around the part to be removed, we recommend using a 2-jaw puller series 205.

**Advantage**

- The larger the pulling force, the stronger the puller hook's grip on the workpiece to be removed.
- Universal application thanks to adjustable depths.
- Spindle head band prevents the wrench from slipping off.
- Hydraulic spindle series 8-0 for particularly tight parts, available from a particular puller size.
- Auxiliary hydraulic ram series 9 for particularly tight parts, can be used from a particular puller size.

Art.-No.						max.	
		inch	inch	x	x	US t	max. ft lb
<b>206-00</b>	-029158	3 7/8	3 7/8	3	2	3.5	6.5
<b>206-01</b>	-029233	5 7/8	5 7/8	3	2	5.5	88.5
<b>206-02</b>	-029318	9 7/8	8 5/8	3	2	7.5	110.5
<b>206-1</b>	-029493	11 7/8	11 1/32	3	2	11	206.5
<b>206-2</b>	-029561	15 3/4	15 3/4	3	3	11	221
<b>206-3</b>	-029646	19 3/4	21	3	3	1	236

**Universal 3-jaw puller with adjustable reach, long hydraulic spindle and swiveling jaws (including mechanical pressure screw)**

**ST**

For pulling particularly tight bearings, gears, discs, etc.

**206-B**



**Description**

- Swivelling standard puller jaws.
- The three-arm design ensures that the load is distributed evenly and that the part to be removed is held securely.
- Hydraulic and mechanical pressure screw.
- Grease hydraulics.
- Milled thread treated with special coating.

**Advantage**

- Easy and even pulling for particularly tight parts.
- The larger the pulling force, the stronger the puller hook's grip on the workpiece to be removed.
- Universal application thanks to adjustable depths.
- Spindle head band prevents the wrench from slipping off.
- Almost all components available as replacement parts, time-saving order process thanks to numbering system.

Art.-No.							mit
		inch	inch	x	x	US t	with
<b>206-02-B</b>	-886119	3 7/8	3 7/8	3	2	7.5	8-01
<b>206-1-B</b>	-412448	11 7/8	11 1/32	3	2	11	8-02
<b>206-2-B</b>	-886126	15 3/4	15 3/4	3	3	11	8-02
<b>206-3-B</b>	-886133	19 3/4	21 1/4	3	3	1	8-02





**3-jaw combination puller with adjustable reach and swiveling jaws**

ST

01

For removing bearings, gears, discs, etc.

207



**Description**

- Swivelling puller jaws.
- 2-jaw and 3-jaw combination cross beam
- Mechanical pressure screw.
- Milled thread treated with special coating.

**Advantage**

- Combi-pullers can be used as a 3-jaw and 2-jaw puller.
- Universal application thanks to adjustable clamping depths up to a certain size.
- The larger the pulling force, the stronger the puller hook's grip on the workpiece to be removed.
- Spindle head band prevents the wrench from slipping off.
- Almost all components available as replacement parts, time-saving order process thanks to numbering system.

Art.-No.				J x		max.	
		inch	inch				
207-00	-029721	4 3/4	3 7/8	2/3	2	3.5	6.5
207-01	-029806	7 7/8	5 7/8	2/3	2	5.5	88.5
207-02	-029981	11 7/8	8 5/8	2/3	2	7.5	110.5
207-1	-030048	15 3/4	11 1/32	2/3	2	11	206.5
207-2	-030123	17 3/4	15 3/4	2/3	3	11	221
207-3	-030208	21 5/8	21	2/3	3	1	236

**3-jaw combination puller with adjustable reach, long hydraulic spindle and swiveling jaws (including mechanical pressure screw)**

ST

For pulling particularly tight bearings, gears, discs, etc.

207-B



hydraulic  
TECHNOLOGY

**Description**

- Swivelling standard puller jaws.
- Two-arm design for space-saving operation.
- 2-jaw and 3-jaw combination cross beam
- Hydraulic and mechanical pressure screw.
- Grease hydraulics.

**Advantage**

- Combi-pullers can be used as a 3-jaw and 2-jaw puller.
- Easy and even pulling for particularly tight parts.
- The larger the pulling force, the stronger the puller hook's grip on the workpiece to be removed.
- Universal application thanks to adjustable depths.
- Spindle head band prevents the wrench from slipping off.

Art.-No.				J x			für for	mit with
		inch	inch					
207-02-B	-886140	11 7/8	6 3/4	2/3	2	7.5		8-01
207-1-B	-886157	15 3/4	9 1/16	2/3	2	11		8-02
207-2-B	-886164	17 3/4	13 3/4	2/3	3	11		8-02
207-3-B	-886171	21 5/8		2/3	3	1	VW T4, VAG Transporter (96)	8-02

**3-jaw combination puller with adjustable reach and swiveling jaws**

ST

For removing bearings, gears, discs, etc.

205/207



205-65  
205-80  
205-95



207-65  
207-80  
207-95

**Description**

- Swivelling puller jaws.
- 2-jaw and 3-jaw combination cross beam
- Mechanical pressure screw.
- Milled thread treated with special coating.

**Advantage**

- Combi-pullers can be used as a 3-jaw and 2-jaw puller.
- Universal application thanks to adjustable clamping depths up to a certain size.
- The larger the pulling force, the stronger the puller hook's grip on the workpiece to be removed.

Art.-No.				J x		max.	
		inch	inch				
205-00	-028571	3 7/8	3 7/8	2	2	3.5	6.5
205-01	-028656	5 7/8	5 7/8	2	2	5.5	88.5
205-02	-028731	9 7/8	8 5/8	2	2	7.5	110.5
205-1	-028816	11 7/8	11 1/32	2	2	11	206.5
205-2	-028991	15 3/4	15 3/4	2	3	11	221
205-3	-029073	19 3/4	21	2	3	1	236



## 2-jaw pullers with quick adjusting capability and T-jaws with claw feet

ST

For tight spaces when pulling sprockets, bearings and similar parts.

14



### Description

- Shears - pulling hooks.
- Parallel pulling hooks in every position, even with full load.
- Mechanical pressure screw.
- Milled thread treated with special coating.

### Advantage

- Self-securing locking pins do not fall out during work.
- Clamping widths and depths can be selected on an individual basis.
- Puller is self-tensioning and easy to handle.
- Extremely high clamping width range thanks to variable assembly of puller arms.
- Shear-style hook design presses the claw-style feet when pulling the part to be removed.

Art.-No.				J x	max.	
		inch	inch			
<b>14-01</b>	-459559	1/4 - 3 7/8	3 3/8	2	1	22
<b>14-03</b>	-460111	1/4 - 5 1/2	6 3/8	2	2	29.5
<b>14-1</b>	-455421	1/4 - 3 7/8	3 3/8	2	2.5	6.5
<b>14-2</b>	-248443	3/8 - 5 1/2	4 7/8	2	3.5	59
<b>14-3</b>	-248511	5/8 - 5 1/2	6 3/8	2	4.5	73.5



## 2-jaw quick adjusting pullers

ST

For removing bearings, gears, discs, etc.

28



### Description

- Standard pulling hook.
- Automatic self-centering pulling hooks.
- Two-arm design for space-saving operation.
- Mechanical pressure screw.
- Milled thread treated with special coating.

### Advantage

- After the puller has been set up, the puller hooks lock automatically using a system of cams.
- Almost all components available as replacement parts, time-saving order process thanks to numbering system.

Art.-No.				J x	max.	
		inch	inch			
<b>28-1</b>	-850929	2 - 4 7/8	3 7/8 - 5 3/8	2	6.5	88.5
<b>28-2</b>	-851001	2 - 5 7/8	4 7/8 - 5 7/8	2	6.5	88.5
<b>28-3</b>	-851186	2 - 7 7/8	7 - 7 7/8	2	8.5	110.5
<b>28-4</b>	-851261	2 - 9 7/8	8 7/8 - 9 7/8	2	8.5	110.5



Pullers with self-centering jaws

## 3-jaw combination puller with locking mechanism in plastic bag

ST

486-1



### Description

- Universal use with 2-jaw and 3-jaw cross-beam.
- Self-locking stop pins ensure quick and easy replacement of the pulling jaws without having to relieve the pressure spring in advance.
- You can set the pulling jaw position with the easily accessible locking lever.
- The innovative spring technology allows for a compact, maintenance-free design.
- Ergonomic design for better grip.

### Advantage

- Powerful – universal – practical.
- Versatile: can be used as an internal or external extractor, with 2-jaw or 3-jaw pullers, with or without a slide hammer.
- Automatic tensioning and centering of the extractor jaws.
- No unintentional release of the puller from the bearing thanks to the locking lever and spread adjuster.
- The puller can also be used with a slide hammer.

Art.-No.					max.
		inch	inch	inch	
<b>486-1</b>	-019753	2 3/16 - 7 1/8	7/8 - 6 3/8	5 1/8	4,41





3-jaw combination puller set with locking mechanism

ST

# K-486-1



NEWCOMER



Description

- Universal use with 2-jaw and 3-jaw cross-beam.
- Self-locking stop pins ensure quick and easy replacement of the pulling jaws without having to relieve the pressure spring in advance.
- You can set the pulling jaw position with the easily accessible locking lever.
- The innovative spring technology allows for a compact, maintenance-free design.
- Ergonomic design for better grip.

Advantage

- Powerful – universal – practical.
- Versatile: can be used as an internal or external extractor, with 2-jaw or 3-jaw pullers, with or without a slide hammer.
- Automatic tensioning and centering of the extractor jaws.
- No unintentional release of the puller from the bearing thanks to the locking lever and spread adjuster.
- The puller can also be used with a slide hammer.

Art.-No.		inch	inch	inch		max. US t	
K-486-1	-909856	2 3/16 - 7 1/8	7/8 - 6 3/8	5 1/8	M16x1,5	5 1/8	L-Boxx



486-1

External extracting



Internal extracting



2-jaw small part puller with self-centering jaws

For removing particularly small bearings, gears or discs, etc. for tight or difficult-to-access spaces.

ST

# 43-001



Description

- Thin pulling hooks.
- Automatic self-centering pulling hooks.
- Two-arm design for space-saving operation.
- Mechanical pressure screw.
- Milled thread treated with special coating.

Advantage

- This handy, space-saving model is particularly suited for vehicle electrical equipment, electrical workshops, compressed air repair processes and other similar applications.
- The thin pulling hooks are suitable for narrow, difficult-to-access locations.

Art.-No.		inch	inch	x	inch
43-001	-913518	2 3/8	2	2	3/8

3-jaw small part puller with self-centering jaws

For removing particularly small bearings, gears or discs, etc. for tight or difficult-to-access spaces.

ST

# 43-011



Description

- Thin pulling hooks.
- Automatic self-centering pulling hooks.
- The three-arm design ensures that the load is distributed evenly and that the part to be removed is held securely.
- Mechanical pressure screw.
- Milled thread treated with special coating.

Advantage

- This handy, space-saving model is particularly suited for vehicle electrical equipment, electrical workshops, compressed air repair processes and other similar applications.
- The thin pulling hooks are suitable for narrow, difficult-to-access locations.

Art.-No.		inch	inch	x	inch
43-011	-913501	2 3/8	2	3	3/8



### Universal 2-jaw puller with self-centering jaws

ST

For removing small bearings, gears or discs, etc. for tight or difficult-to-access spaces.

43






#### Description

- Thin pulling hooks.
- Automatic self-centering pulling hooks.
- Two-arm design for space-saving operation.
- Mechanical pressure screw.
- Milled thread treated with special coating.

#### Advantage

- This handy, space-saving model is particularly suited for vehicle electrical equipment, electrical workshops, compressed air repair processes and other similar applications.
- The thin pulling hooks are suitable for narrow, difficult-to-access locations.
- Almost all components available as replacement parts, time-saving order process thanks to numbering system.


Art.-No.		 inch	 inch	 x	max. US t
43-1	-015458	2 3/8	2	2	1
43-2	-015861	2 3/4	2 3/4	2	1
43-3	-015946	3 3/16	3 3/16	2	1

### Universal 3-jaw puller with self-centering jaws

ST

For removing small bearings, gears or discs, etc. for tight or difficult-to-access spaces.

43






#### Description

- Thin pulling hooks.
- Automatic self-centering pulling hooks.
- The three-arm design ensures that the load is distributed evenly and that the part to be removed is held securely.
- Mechanical pressure screw.
- Milled thread treated with special coating.

#### Advantage

- This handy, space-saving model is particularly suited for vehicle electrical equipment, electrical workshops, compressed air repair processes and other similar applications.
- The thin pulling hooks are suitable for narrow, difficult-to-access locations.
- Almost all components available as replacement parts, time-saving order process thanks to numbering system.

Art.-No.		 inch	 inch	 x	max. US t
43-11	-015526	2 3/8	2	3	1.5
43-12	-015601	2 3/4	2 3/4	3	1.5
43-13	-015786	3 3/16	3 3/16	3	1.5

### Universal 2-jaw puller with self-centering jaws

ST

For removing bearings, gears, discs, etc.

44







#### Description

- Standard pulling hook.
- Automatic self-centering pulling hooks.
- Two-arm design for space-saving operation.
- Mechanical pressure screw.
- Milled thread treated with special coating.

#### Advantage

- Spindle head band prevents the wrench from slipping off.
- Almost all components available as replacement parts, time-saving order process thanks to numbering system.

Art.-No.		 inch	 inch	 x	max. US t	 max. ft lb
44-1	-016028	3 7/8	3 7/8	2	3	6.5
44-2	-016103	4 3/4	4 3/4	2	5.5	65.5
44-3	-016288	6 3/8	6 3/8	2	6.5	10
44-4	-016363	9 7/8	7 7/8	2	7.5	140
44-5	-815133	11 7/8	9 7/8	2	10	147.5
44-6	-815218	14 3/4	11	2	10	147.5



## Universal 3-jaw puller with self-centering jaws

ST

For removing bearings, gears, discs, etc.

45



### Description

- Standard pulling hook.
- Automatic self-centering pulling hooks.
- The three-arm design ensures that the load is distributed evenly and that the part to be removed is held securely.
- Optimal adjustment of the spindle to the shaft with 2-sided spindle tip.
- Mechanical pressure screw.

### Advantage

- Spindle head band prevents the wrench from slipping off.
- Almost all components available as replacement parts, time-saving order process thanks to numbering system.

Art.-No.				J <sub>x</sub>	max. US t	
		inch	inch			max. ft lb
45-1	-016448	3 7/8	3 7/8	3	4	6.5
45-2	-016516	4 3/4	4 3/4	3	6.5	88.5
45-3	-016691	6 3/8	6 3/8	3	8.5	132.5
45-4	-016776	9 7/8	7 7/8	3	10	147.5
45-5	-815393	11 7/8	9 7/8	3	10	147.5
45-6	-815478	14 3/4	11	3	10	147.5
45-7	-821646	23 5/8	13 3/4	3	10	147.5

01



## 2-jaw pullers for roller bearings, swedish model

ST

For removing bearings, gears, discs, etc.

112



### Description

- Standard pulling hook.
- Automatic self-centering pulling hooks.
- Two-arm design for space-saving operation.
- Mechanical pressure screw.
- Milled thread treated with special coating.

### Advantage

- Quick adjustment of the spread by a knurled cone.
- Spindle head band prevents the wrench from slipping off.
- Almost all components available as replacement parts, time-saving order process thanks to numbering system.

Art.-No.				J <sub>x</sub>	max. US t	
		inch	inch			max. ft lb
112-1	-418143	2 3/16	1 3/4	2	1.5	18
112-10	-418891	2 5/8	2 3/4	2	1.5	18
112-2	-419218	4	2 3/4	2	3	40.5
112-20	-420283	3 7/8	3 7/8	2	3	40.5
112-3	-420368	7 1/4	6 1/2	2	4	47.5

## 3-jaw pullers for roller bearings, swedish model

ST

For removing bearings, gears, discs, etc.

113



### Description

- Standard pulling hook.
- Automatic self-centering pulling hooks.
- The three-arm design ensures that the load is distributed evenly and that the part to be removed is held securely.
- Mechanical pressure screw.
- Milled thread treated with special coating.

### Advantage

- Quick adjustment of the spread by a knurled cone.
- Spindle head band prevents the wrench from slipping off.
- Almost all components available as replacement parts, time-saving order process thanks to numbering system.

Art.-No.				J <sub>x</sub>	max. US t	
		inch	inch			max. ft lb
113-20	-422423	4 7/8	3 7/8	3	3	33
113-3	-422751	7 1/4	6 1/2	3	4	44



## Pullers with Auto-Snap

### Universal 2-jaw pullers with Auto-Snap

ST

For removing bearings, gears, discs, etc. for tight or difficult-to-access spaces.

# 482



482-1



482-2



482-3

482-4

482-5



#### Description

- Automatic tensioning and centering of the extractor jaws.
- Thanks to the integrated force transmission via the spring mechanism, the clamping force increases in proportion to the pulling force.
- Two-arm design for space-saving operation.
- Mechanical pressure screw.
- Milled thread treated with special coating.

#### Advantage

- The elastic effect and slim design enables parts to be pulled in difficult-to-reach places.
- Almost all components available as replacement parts, time-saving order process thanks to numbering system.

Art.-No.				J <sub>x</sub>	max. US t	 max. ft lb
		inch	inch			
482-1	-479779	5/8 - 2 3/8	1 5/8	2	1.5	0
482-2	-479854	3/4 - 3 3/8	4	2	1.5	0
482-3	-479939	5 7/8	5 7/8	2	2.5	25.5
482-4	-480096	7 7/8	7 7/8	2	3	29.5
482-5	-480171	9 7/8	9 7/8	2	3	29.5

### Universal 2-jaw pullers with Auto-Snap

ST

For removing bearings, gears, discs, etc. for tight or difficult-to-access spaces.

# 483



#### Description

- Automatic tensioning and centering of the extractor jaws.
- Thanks to the integrated force transmission via the spring mechanism, the clamping force increases in proportion to the pulling force.
- The three-arm design ensures that the load is distributed evenly and that the part to be removed is held securely.
- Mechanical pressure screw.
- Milled thread treated with special coating.

#### Advantage

- The elastic effect and slim design enables parts to be pulled in difficult-to-reach places.
- Almost all components available as replacement parts, time-saving order process thanks to numbering system.

Art.-No.				J <sub>x</sub>	max. US t	 max. ft lb
		inch	inch			
483-2	-480331	3 3/8	4	3	1.5	0
483-3	-480416	5 7/8	5 7/8	3	2.5	25.5
483-4	-480584	7 7/8	7 7/8	3	3	29.5
483-5	-480669	9 7/8	9 7/8	3	3	29.5

### 2-jaw Auto-Snap pullers in display package

ST

For removing bearings, gears, discs, etc. for tight or difficult-to-access spaces.

# 482



#### Description

- Automatic tensioning and centering of the extractor jaws.
- Thanks to the integrated force transmission via the spring mechanism, the clamping force increases in proportion to the pulling force.
- Two-arm design for space-saving operation.
- Mechanical pressure screw.
- Milled thread treated with special coating.

#### Advantage

- The elastic effect and slim design enables parts to be pulled in difficult-to-reach places.
- Almost all components available as replacement parts, time-saving order process thanks to numbering system.
- Complete easy-to-manage package.
- Kit in the tried-and-tested KUKKO-i-Boxx-System.

Art.-No.				J <sub>x</sub>		Stück pieces	
		inch	inch				
K-482	-123245	5 7/8	5 7/8	2	482-1, 482-2, 482-3	3	i-Boxx





## Pullers with cone-driven spread adjuster

### 2-jaw puller with cone-driven spread adjuster

ST

For removing bearings, gears, discs, etc.

# 220



#### Description

- Automatic self-centering pulling hooks.
- Cone-guided spread adjustment.
- Two-arm design for space-saving operation.
- Mechanical pressure screw.
- Milled thread treated with special coating.

#### Advantage

- Quick adjustment of the spread by a knurled cone.
- Turning the pulling hooks enables them to be used both internally and externally.
- A tube of KUKKO special grease included for pressure spindle.

Art.-No.		inch	inch	J <sup>x</sup>
220-02	-778919	7 7/8	6 1/2	2

### 3-jaw puller with cone-driven spread adjuster

ST

For removing bearings, gears, discs, etc.

# 220-03



#### Description

- Automatic self-centering pulling hooks.
- Cone-guided spread adjustment.
- The three-arm design ensures that the load is distributed evenly and that the part to be removed is held securely.
- Mechanical pressure screw.
- Milled thread treated with special coating.

#### Advantage

- Quick adjustment of the spread by a knurled cone.
- Turning the pulling hooks enables them to be used both internally and externally.
- A tube of KUKKO special grease included for pressure spindle.

Art.-No.		inch	inch	J <sup>x</sup>
220-03	-779091	7 7/8	6 1/2	3

### Universal puller with slide hammer

ST

For removing bearings, gears, discs, etc.

# 220



#### Description

- Automatic self-centering pulling hooks.
- Cone-guided spread adjustment.
- Flexibility assured thanks to two-arm or three-arm design.
- Mechanical pressure screw.
- Milled thread treated with special coating.

#### Advantage

- Quick adjustment of the spread by a knurled cone.
- Turning the pulling hooks enables them to be used both internally and externally.
- Also suitable for removing parts with threaded holes due to the bolt disc included in the set.
- A tube of KUKKO special grease included for pressure spindle.

Art.-No.		inch	inch	inch	J <sup>x</sup>	
220	-030611	1 5/8 - 3 5/8	0 - 7 7/8	6 1/2	3	220-02, 220-03
220-K	-874055	1 5/8 - 3 5/8	0 - 7 7/8	6 1/2	3	220-02, 220-03



## Pullers with reversible jaws

### 2-jaw puller for fan wheels

ST

The extra thin hooks move through the two slits and grip the fan's collar.

# 201-S



#### Description

- The pulling hooks are reversible and can be used on both sides with various different types of hooks.
- The multiple boreholes in the pulling hooks enable users to work with variable reach.
- Two-arm design for space-saving operation.
- Mechanical pressure screw.
- Spindle head band prevents the wrench from slipping off.

#### Advantage

- Universal application thanks to adjustable clamping depths and two types of hook.
- Almost all components available as replacement parts, time-saving order process thanks to numbering system.

Art.-No.				J <sub>x</sub>		max.	
		inch	inch			US t	ft lb
201-S	-026911	7 7/8	7 7/8	2	3	1.5	22

### 3-jaw puller for fan wheels

ST

The extra thin hooks move through the three slits and grip the fan's collar.

# 202-S



#### Description

- The pulling hooks are reversible and can be used on both sides with various different types of hooks.
- The multiple boreholes in the pulling hooks enable users to work with variable reach.
- The three-arm design ensures that the load is distributed evenly and that the part to be removed is held securely.
- Mechanical pressure screw.
- Spindle head band prevents the wrench from slipping off.

#### Advantage

- Universal application thanks to adjustable clamping depths and two types of hook.
- Almost all components available as replacement parts, time-saving order process thanks to numbering system.

Art.-No.				J <sub>x</sub>		max.	
		inch	inch			US t	ft lb
202-S	-027581	7 7/8	7 7/8	3	3	2	25.5

### 2-jaw pullers with reversible double-end jaws

ST

For removing bearings, gears, discs, etc.

# 201



201-0  
201-1  
201-4

201-2  
201-3



#### Description

- Swiveling and reversible puller hooks.
- Two-arm design for space-saving operation.
- Mechanical pressure screw.
- Milled thread treated with special coating.

#### Advantage

- The pulling hooks are reversible and can be used on both sides with various different types of hooks.
- The larger the pulling force, the stronger the puller hook's grip on the workpiece to be removed.
- Spindle head band prevents the wrench from slipping off.
- Auxiliary hydraulic ram series 9 for particularly tight parts, can be used from a particular puller size.
- Almost all components available as replacement parts, time-saving order process thanks to numbering system.

Art.-No.				J <sub>x</sub>			max.	
		inch	inch			inch	US t	ft lb
201-0	-026423	3 7/8	3	2	1	-	1.5	18
201-1	-026591	5 7/8	3 3/8	2	1	-	5.5	55
201-2	-026676	8 5/8	5 1/8	2	1	3/8	7.5	110.5
201-3	-026751	11 7/8	10 1/4	2	2	3/8	11	184
201-4	-026836	15	11 7/8	2	2	-	11	184



**3-jaw pullers with reversible double-end jaws**

ST

For removing bearings, gears, discs, etc.

202








**Description**

- Swiveling and reversible puller hooks.
- The three-arm design ensures that the load is distributed evenly and that the part to be removed is held securely.
- Mechanical pressure screw.
- Milled thread treated with special coating.
- If there is not adequate free space around the part to be removed, we recommend using a 2-jaw puller serie 201.

**Advantage**

- The pulling hooks are reversible and can be used on both sides with various different types of hooks.
- The larger the pulling force, the stronger the puller hook's grip on the workpiece to be removed.
- Spindle head band prevents the wrench from slipping off.
- Auxiliary hydraulic ram series 9 for particularly tight parts, can be used from a particular puller size.
- Almost all components available as replacement parts, time-saving order process thanks to numbering system.

Art.-No.				J x			max.	
		inch	inch					
<b>202-0</b>	-027093	3 7/8	3	3	1	-	1.5	18
<b>202-1</b>	-027178	5 7/8	3 3/8	3	1		5.5	55
<b>202-2</b>	-027253	8 5/8	5 1/8	3	1	3/8	7.5	110.5
<b>202-3</b>	-027338	11 7/8	10 1/4	3	2		11	184
<b>202-4</b>	-027413	15	11 7/8	3	2		11	184

01



**3-jaw combination pullers with reversible double-end jaws**

ST

For removing bearings, gears, discs, etc.

203








**Description**

- Combi-pullers can be used as a 3-jaw and 2-jaw puller.
- Swiveling and reversible puller hooks.
- Mechanical pressure screw.
- Milled thread treated with special coating.

**Advantage**

- The pulling hooks are reversible and can be used on both sides with various different types of hooks.
- The larger the pulling force, the stronger the puller hook's grip on the workpiece to be removed.
- Spindle head band prevents the wrench from slipping off.
- Auxiliary hydraulic ram series 9 for particularly tight parts, can be used from a particular puller size.
- Almost all components available as replacement parts, time-saving order process thanks to numbering system.

Art.-No.				J x			max.	
		inch	inch					
<b>203-0</b>	-027666	4 3/4	3	2/3	1		1.5	18
<b>203-1</b>	-027741	7 1/8	3 3/8	2/3	1		5.5	55
<b>203-2</b>	-027826	11 1/32	5 1/8	2/3	1		7.5	110.5
<b>203-3</b>	-027901	13 3/4	10 1/4	2/3	2		11	184
<b>203-4</b>	-028083	15 3/4	11 7/8	2/3	2		11	184



## Pullers with side clamp

### 2-jaw bearing pullers "Cobra" with separating claw and side clamp

ST

For removing tight ball bearings, bearing rings and workpieces.

# 204-0



204-0

204-02






#### Description

- Puller hooks are specially hardened and smoothed.
- With integrated clamp.
- Mechanical pressure screw.
- Milled thread treated with special coating.

#### Advantage

- When the tension clamp is tightened, the pulling jaws grip below the part to be removed and loosen it before the actual removal process.
- Clamps increase the pressure of the hooks significantly and prevent the puller from slipping.
- Spindle head band prevents the wrench from slipping off.
- Safe, fast and efficient disassembly.
- No cut-off grinding, chiselling or hammering required

Art.-No.				J <sub>x</sub>	max. US t	
		inch	inch			max. ft lb
204-0	-028168	2	2 3/4	2	1	0
204-02	-339516	4	3 7/8	2	4	55

### Universal 2-jaw pullers with side clamp

ST

For removing particularly tight ball bearings, bearing rings and workpieces.

# 204






#### Description

- With integrated clamp.
- Mechanical pressure screw.
- Milled thread treated with special coating.

#### Advantage

- Clamps increase the pressure of the hooks significantly.
- Spindle head band prevents the wrench from slipping off.
- Safe, fast and efficient disassembly.
- Almost all components available as replacement parts, time-saving order process thanks to numbering system.
- Note: Pressure pads from series 600-17 are a good addition if the shaft is hollow and the spindle cannot be supported.

Art.-No.				J <sub>x</sub>	max. US t	
		inch	inch			max. ft lb
204-1	-028243	3 3/16	4	2	5.5	73.5
204-2	-028328	3 7/8	3 7/8	2	6.5	88.5
204-3	-028403	5 7/8	5 1/2	2	8	129





## 2-jaw separator pullers "Cobra" with adjustable reach

ST

01

For pulling bearings, gears, discs, etc. that are lying flat against one another.

# 210



### Description

- The pulling hooks are reversible and can be used on both sides with 2 different types of hooks. One side features normal pulling claws and the other, separating claws.
- Puller hooks are specially hardened and smoothed.
- The multiple boreholes in the pulling hooks enable users to work with variable reach.
- With integrated clamp.
- Two-arm design for space-saving operation.

### Advantage

- Double-sided hooks.
- When the tension clamp is tightened, the pulling jaws grip below the part to be removed and loosen it before the actual removal process.
- Universal application thanks to adjustable clamping depths and two types of hook.
- Clamps increase the pressure of the hooks significantly.
- Spindle head band prevents the wrench from slipping off.

Art.-No.						max. US t	
		inch	inch	x	x		max. ft lb
210-1	-030383	3 3/4	6 3/4	2	4	5.5	73.5
210-2	-030468	5 3/8	10 5/8	2	5	8.5	10
210-3	-030536	5 7/8	12 7/8	2	5	11	147.5

## Universal puller set with side clamp

ST

For pulling and removing bearings, gears, etc.

# K-204-02-210-1



### Description

- The legs of the puller feature an adjustable height, are partially invertible, and have standard pulling and separating claws.
- Puller hooks are specially hardened and smoothed.
- The multiple boreholes in the pulling hooks enable users to work with variable reach.
- Collar can be used for both pullers and provides additional stability and support for the separation process.
- Mechanical pressure screw.

### Advantage

- Universal application thanks to adjustable clamping depths and two types of hook.
- Clamps increase the pressure of the hooks significantly.
- Safe, fast and efficient disassembly.
- Almost all components available as replacement parts, time-saving order process thanks to numbering system.
- Practical package for universal use.

Art.-No.						i-Boxx
		inch	inch			
K-204-02-210-1	-038464	3 1/2 - 3 7/8	3 7/8 - 6 3/4	5	204-02, 210-1, 1007-17, 1007-22, 225-150	

## Universal puller set

For pulling and removing bearings, gears, etc.

# K-204-V-210-1



### Description

- The legs of the puller feature an adjustable height, are partially invertible, and have standard pulling and separating claws.
- Puller hooks are specially hardened and smoothed.
- The multiple boreholes in the pulling hooks enable users to work with variable reach.
- Collar can be used for both pullers and provides additional stability and support for the separation process.
- Mechanical pressure screw.

### Advantage

- Universal application thanks to adjustable clamping depths and two types of hook.
- Clamps increase the pressure of the hooks significantly.
- Safe, fast and efficient disassembly.
- Almost all components available as replacement parts, time-saving order process thanks to numbering system.
- Practical package for universal use.

Art.-No.					i-Boxx
		inch	inch	Zoll	
K-204-V-210-1	-100536	3 1/2 - 3 3/4	3 7/8 - 6 3/4	7/8	



## Pullers with adjustable jaws

### 3-jaw "Alligator" pullers with pre-settable jaws

ST

For removing bearings, gears, discs, etc.

12



**BESTSELLER**



#### Description

- The pulling jaws are fastened with screws and easy to replace.
- Standard pulling hook.
- Moving and slipping is prevented by self lock.
- The three-arm design ensures that the load is distributed evenly and that the part to be removed is held securely.
- Mechanical pressure screw.

#### Advantage

- The Alligator conversions ensure that the pulling hooks can only be opened and closed by operating the adjustment spanner. The grip of the conversions is therefore as strong as an alligator's bite.
- Spindle head band prevents the wrench from slipping off.
- Almost all components available as replacement parts, time-saving order process thanks to numbering system.

Art.-No.				J <sub>x</sub>	max.	
		inch	inch		US t	ft lb
12-1	-006616	3 7/8	3 7/8	3	8.5	132.5
12-2	-006791	5 7/8	4 7/8	3	9.5	140
12-3	-006876	7 7/8	6 1/2	3	11	184



The pulling jaws are fastened with screws and easy to replace.



### 3-jaw puller with pre-settable jaws for inside and outside pulling

ST

For removing bearings, gears, discs, etc.

12



#### Description

- 3-jaw puller with pre-settable jaws for inside and outside pulling
- The three-arm design ensures that the load is distributed evenly and that the part to be removed is held securely.
- Moving and slipping is prevented by self lock.
- Mechanical pressure screw.
- Milled thread treated with special coating.

#### Advantage

- The Alligator conversions ensure that the pulling hooks can only be opened and closed by operating the adjustment spanner. The grip of the conversions is therefore as strong as an alligator's bite.
- Spindle head band prevents the wrench from slipping off.

Art.-No.				J <sub>x</sub>	max.	
		inch	inch		US t	ft lb
12-4	-850509	9 7/8	8 7/8	3	11	221
12-5	-850684	13 3/4	10 7/8	3	11	221
12-6	-850769	17 3/4	11 7/8	3	16.5	206.5
12-7	-850844	25 5/8	13 3/4	3	16.5	206.5





## Small part puller

### Small-part pullers, e.g. for speedometer cable pullers

ST

For speedometer cable, pressure gauges, clocks, model building, etc.

# 140



#### Description

- Extra narrow gripping jaws.
- With exchangeable centring pin.
- Mechanical pressure screw.

#### Advantage

- This handy, space-saving model is particularly suited for speedometer cables, pressure gauges, clock model making and other similar applications.
- The thin jaws are suitable for narrow, difficult-to-access locations.

Art.-No.		inch	inch	inch	mm
140-1	-266720	~1/8	3/8	3/8	0,9 / 1,3 / 1,8
140-2	-266737	~1/8	5/8	5/8	0,9 / 1,3 / 1,8 / 2,0
140-3	-266751	~1/4	3/4	3/4	0,9 / 1,3 / 1,8 / 2,0 / 3,0

### Small-part pullers set

ST

For speedometer cable, pressure gauges, clocks, model building, etc.

# 140-S



#### Description

- Extra narrow gripping jaws.
- With exchangeable centring pin.
- Mechanical pressure screw.
- Instructions on the cover.
- Secure storage in special foam.

#### Advantage

- This handy, space-saving model is particularly suited for speedometer cables, pressure gauges, clock model making and other similar applications.
- The thin jaws are suitable for narrow, difficult-to-access locations.
- Set also includes 2 precision screwdrivers.
- Complete easy-to-manage package.
- Complete set packaged in a practical KUKKO L-Boxx-Mini.

Art.-No.		mm			Stück pieces	
140-S	-951138	0,9 / 1,3 / 1,8 / 2,0 / 3,0	PH00	140-1, 140-2, 140-3	11	L-Boxx MINI

### Small-part puller

ST

For speedometer cable, pressure gauges, clocks, model building, etc.

# Micro



#### Description

- Extra narrow gripping jaws.
- Mechanical pressure screw.

#### Advantage

- This handy, space-saving model is particularly suited for speedometer cables, pressure gauges, clock model making and other similar applications.
- The thin jaws are suitable for narrow, difficult-to-access locations.

Art.-No.		inch	inch	inch	mm
Micro	-974755	3/16	3/4	3/4	1



## Puller Economy

### Universal 2-jaw pullers "Vario"

For removing bearings, gears, discs, etc.

# 120



#### Description

- Standard pulling hook.
- The end stop protects the hook from slipping off the cross-beam.
- Turning the pulling hooks with infinitely variable adjustment on the cross-beam.
- Two-arm design for space-saving operation.
- Mechanical pressure screw.

#### Advantage

- Quick change or turning of the pulling jaws by depressing the end stop.
- Turning the pulling hooks enables them to be used both internally and externally.
- Suitable for pulling asymmetric workpieces.
- Spindle head band prevents the wrench from slipping off.
- Almost all components available as replacement parts, time-saving order process thanks to numbering system.

Art.-No.				J <sub>x</sub>	max. US t
		inch	inch		
120-1	-918551	3 7/8	3 7/8	2	3,30
120-10	-918599	4 7/8	3 7/8	2	3,30
120-2	-918636	5 7/8	5 7/8	2	3,30
120-20	-918674	7 7/8	5 7/8	2	3,30
120-3	-918711	9 7/8	7 7/8	2	3,30
120-30	-918759	13 3/4	7 7/8	2	4,40

ST

### Sales display "Economy"

For removing bearings, gears, discs, etc.

# 120-ST



#### Description

- The sales and workshop stands enable 2-jaw pullers to be stored and presented safely.
- Standard pulling hook.
- The end stop protects the hook from slipping off the cross-beam.
- Two-arm design for space-saving operation.
- Pulling hooks with infinitely variable adjustment on the cross-beam.

#### Advantage

- Quick change or turning of the pulling jaws by depressing the end stop.
- Turning the pulling hooks enables them to be used both internally and externally.
- Suitable for pulling asymmetric workpieces.
- Spindle head band prevents the wrench from slipping off.
- Almost all components available as replacement parts, time-saving order process thanks to numbering system.

Art.-No.		J <sub>x</sub>		Stück pieces
120-ST	-961489	2	120-1, 120-10, 120-2, 120-20, 120-3, 20-STL	5

ST

### Universal 3-jaw pullers "Vario"

For removing bearings, gears, discs, etc.

# 130



#### Description

- Standard pulling hook.
- The end stop protects the hook from slipping off the cross-beam.
- The three-arm design ensures that the load is distributed evenly and that the part to be removed is held securely.
- Mechanical pressure screw.
- Exchangeable spindle top.

#### Advantage

- Quick change or turning of the pulling jaws by depressing the end stop.
- Turning the pulling hooks enables them to be used both internally and externally.
- Suitable for pulling asymmetric workpieces.
- Spindle head band prevents the wrench from slipping off.
- Almost all components available as replacement parts, time-saving order process thanks to numbering system.

Art.-No.				J <sub>x</sub>	max. US t
		inch	inch		
130-10	-918834	4 3/8	3 7/8	3	3,30
130-2	-918872	5 7/8	5 7/8	3	3,85
130-20	-918919	7 7/8	5 7/8	3	3,30
130-3	-918957	9 7/8	7 7/8	3	7,71

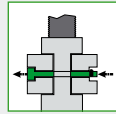
ST



## Universal 2-jaw pullers "Techno"

For removing bearings, gears, discs, etc.

# 110






### Description

- Standard pulling hook.
- The pin protects the pulling jaw from slipping off the cross-beam.
- The pulling jaws are consistently straight and equally slim.
- Pulling hooks with infinitely variable adjustment on the cross-beam.
- Two-arm design for space-saving operation.

### Advantage

- Turning the pulling hooks enables them to be used both internally and externally.
- Spindle head band prevents the wrench from slipping off.
- Almost all components available as replacement parts, time-saving order process thanks to numbering system.

Art.-No.		 inch	 inch	 x	max. US t
110-01	-923753	2	2	2	0,55
110-02	-923760	3 3/16	2	2	1,10
110-1	-923777	3 7/8	3 7/8	2	4,40
110-10	-923784	4 3/4	3 7/8	2	2,20
110-2	-923791	6 3/8	5 7/8	2	5.5
110-20	-923807	7 7/8	5 7/8	2	0
110-3	-923814	9 7/8	7 7/8	2	6.5
110-4	-956317	13 3/4	9 7/8	2	7,71

## Farm and workshop puller with jaws of varying lengths, in set

For removing bearings, gears, discs, etc.

# 200-U





### Description

- Four pairs of jaws for different jobs.
- Particularly suitable for agricultural machinery.
- Two-arm design for space-saving operation.
- Pulling hooks with infinitely variable adjustment on the cross-beam.
- Mechanical pressure screw.

### Advantage

- Versatile and economical.
- By simply turning the pulling jaws, they can be used both internally and externally.
- The pulling jaws can be connected with bolts (M10 / 3/8") up to a reach of 580 mm (23").
- Spindle head band prevents the wrench from slipping off.
- Almost all components available as replacement parts, time-saving order process thanks to numbering system.

Art.-No.		 inch	 inch
200-U	-025433	9 7/8	3 3/16 - 7 1/8

## Farm and workshop puller with jaws in varying lengths, in set with metal case

For removing bearings, gears, discs, etc.

# 200-UM








### Description

- Four pairs of jaws for different jobs.
- Particularly suitable for agricultural machinery.
- Two-arm design for space-saving operation.
- Pulling hooks with infinitely variable adjustment on the cross-beam.
- Mechanical pressure screw.

### Advantage

- Versatile and economical.
- By simply turning the pulling jaws, they can be used both internally and externally.
- The pulling jaws can be connected with bolts (M10 / 3/8") up to a reach of 580 mm (23").
- Spindle head band prevents the wrench from slipping off.
- Almost all components available as replacement parts, time-saving order process thanks to numbering system.

Art.-No.		 inch	 inch	 x		
200-UM	-025501	9 7/8	3 3/16 - 7 1/8	2	200-U	Metal

ST

01



ST

ST



**Universal 2-jaw puller with adjustable reach and swiveling jaws**

**ST**

For removing bearings, gears, discs, etc.

**208**



**Description**

- Curved, swiveling standard puller hooks with height adjustment.
- Two-arm design for space-saving operation.
- Mechanical pressure screw.
- Milled thread treated with special coating.
- If there is adequate free space around the part to be removed, we recommend a 3-jaw puller series 209 for optimal force distribution.

**Advantage**

- The larger the pulling force, the stronger the puller hook's grip on the workpiece to be removed.
- Universal application thanks to adjustable depths.
- Spindle head band prevents the wrench from slipping off.
- Almost all components available as replacement parts, time-saving order process thanks to numbering system.

Art.-No.						max.	
		inch	inch	x	x	US t	max. ft lb
<b>208-01</b>	-432408	3/4 - 6 3/4	3 3/4 - 4 7/8	2	2	2	14.5
<b>208-02</b>	-432651	3/4 - 9 1/16	5 7/8 - 7 1/2	2	2	2.5	6.5

**Universal 3-jaw puller with adjustable reach and adjustable swiveling jaws**

**ST**

For removing bearings, gears, discs, etc.

**209**



**Description**

- Curved, swiveling standard puller hooks with height adjustment.
- Two-arm design for space-saving operation.
- Mechanical pressure screw.
- Milled thread treated with special coating.
- If there is not adequate free space around the part to be removed, we recommend a 2-jaw puller series 208 for optimal force distribution.

**Advantage**

- The larger the pulling force, the stronger the puller hook's grip on the workpiece to be removed.
- Universal application thanks to adjustable depths.
- Spindle head band prevents the wrench from slipping off.
- Almost all components available as replacement parts, time-saving order process thanks to numbering system.

Art.-No.						max.	
		inch	inch	x	x	US t	max. ft lb
<b>209-01</b>	-432576	3/4 - 6 3/4	3 3/4 - 4 7/8	3	2	2	14.5
<b>209-02</b>	-432736	3/4 - 9 1/16	5 7/8 - 7 1/2	3	2	2.5	6.5

**2-jaw puller with reversible double-end jaws**

**ST**

For removing bearings, gears, discs, etc.

**208-0**



**Description**

- Swiveling and reversible puller hooks.
- Two-arm design for space-saving operation.
- Parallel pulling hooks in every position, even with full load.
- Mechanical pressure screw.
- Milled thread treated with special coating.

**Advantage**

- The pulling hooks are reversible and can be used on both sides with various different types of hooks.
- Universal application thanks to adjustable depths.
- The larger the pulling force, the stronger the puller hook's grip on the workpiece to be removed.
- Spindle head band prevents the wrench from slipping off.
- Almost all components available as replacement parts, time-saving order process thanks to numbering system.

Art.-No.						max.	
		inch	inch	x	x	US t	max. ft lb
<b>208-0</b>	-432248	3 7/8	2 - 3 7/8	2	2	1	14.5



**3-jaw puller with reversible double-end jaws**

ST

For removing bearings, gears, discs, etc.

209-0








**Description**

- Swivelling and reversible puller hooks.
- The three-arm design ensures that the load is distributed evenly and that the part to be removed is held securely.
- Parallel pulling hooks in every position, even with full load.
- Mechanical pressure screw.
- Milled thread treated with special coating.

**Advantage**

- The pulling hooks are reversible and can be used on both sides with various different types of hooks.
- Universal application thanks to adjustable depths.
- The larger the pulling force, the stronger the puller hook's grip on the workpiece to be removed.
- Spindle head band prevents the wrench from slipping off.
- Almost all components available as replacement parts, time-saving order process thanks to numbering system.

Art.-No.		 inch	 inch	 x	 x	max. US t	 max. ft lb
209-0	-432323	3 7/8	2 - 3 7/8	3	2	1	14.5

01



**Universal 2-jaw "economy" puller with adjustable reach, long hydraulic spindle and swiveling jaws**

ST

For pulling particularly tight bearings, gears, discs, etc.

208-2-B








**Description**

- Swivelling standard puller jaws.
- Two-arm design for space-saving operation.
- Grease hydraulics.
- Milled thread treated with special coating.
- If there is adequate free space around the part to be removed, we recommend using a 3-jaw puller series 206-B for optimal force distribution.

**Advantage**

- Easy and even pulling for particularly tight parts.
- The larger the pulling force, the stronger the puller hook's grip on the workpiece to be removed.
- Universal application thanks to adjustable depths.
- Spindle head band prevents the wrench from slipping off.
- Almost all components available as replacement parts, time-saving order process thanks to numbering system.

Art.-No.		 inch	 inch	 x	 x	 US t
208-2-B	-432811	15 3/4	8 7/8 - 15 3/4	2	3	1

**Universal 3-jaw "economy" puller with adjustable reach, long hydraulic spindle and swiveling jaws**

ST

For pulling particularly tight bearings, gears, discs, etc.

209-2-B









**Description**

- Swivelling standard puller jaws.
- Two-arm design for space-saving operation.
- Mechanical pressure screw.
- Grease hydraulics.
- Milled thread treated with special coating.

**Advantage**

- Easy and even pulling for particularly tight parts.
- The larger the pulling force, the stronger the puller hook's grip on the workpiece to be removed.
- Universal application thanks to adjustable depths.
- Spindle head band prevents the wrench from slipping off.
- Almost all components available as replacement parts, time-saving order process thanks to numbering system.

Art.-No.		 inch	 inch	 x	 x	 US t	 max. ft lb
209-2-B	-432996	19 3/4	8 7/8 - 15 3/4	3	3	16.5	33





- Consisting of:  
Internal extractor and counter support  
or internal extractor and slide hammer.
- Proven thousands of times for extracting  
ball bearings, ball bearing outer rings and  
bushings.
- Even bearings fitted quite tightly to the back  
wall can be securely grasped and quickly  
removed with the excellent clamping  
mechanism.
- Guarantee for high performance and long  
service life.







# Internal extracting

## Innen-Ausziehen

02



## 02

Selection of the right internal puller type.....**74**

Combination options.....**76**

Internal extractor.....**78-79**

Slide hammers and sets.....**80-85**

Counterstays and sets.....**83-84**

Dowel-pins.....**84-85**






## Selection of the right internal puller type



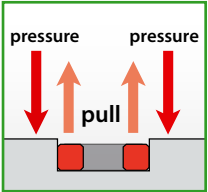
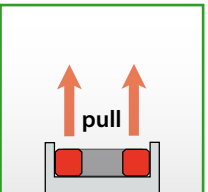

### 1st step: What is the interior diameter of the ball bearing



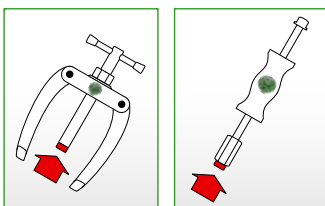
### 2nd step: Selection of the internal puller

<p><b>2 a</b> 2- and 3-shell Internal extractors</p>  <p>3/16 - 7 7/8 inch</p>  	<p><b>2 b</b> Segmented internal extractors for small spaces</p>  <p>3/16 - 3 1/16 inch</p>  	<p><b>2 c</b> Needle bearing extractors</p>  <p>3/8 - 1 inch</p>  
---	--	---

### 3rd step: What is access like?

<p><b>3 a</b> Supporting surface present → Counter stay</p>  	<p><b>3 b</b> NO supporting surface present → slide hammer</p>  
---	---

### Combinations of internal pullers with counter stays and slide hammers



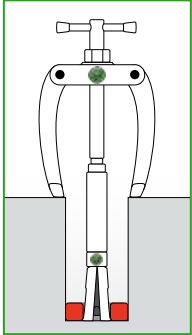
Counter stays and slide hammers can be combined with internal extractors of various sizes. The appropriate thread adapters are delivered with orders for counter stays and slide hammers.



## Mode of operation

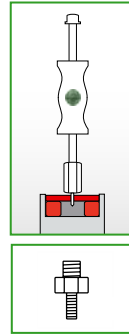
For pulling internal ball bearings, ball bearing outer rings and bushings. The bearings are securely grasped by the internal puller, in the inner ring, and quickly removed using the clamping effect. In order to be able to remove a bearing with an internal puller, a counter support or a slide hammer from series 22 will always be required.

### Accessories: Extensions



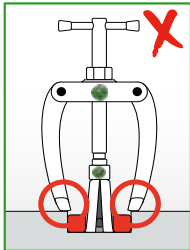
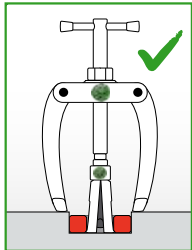
Many of the KUKKO internal extractors in the 21 series (not 21-E) can be expanded using an extension (series 21-V) for extracting parts set deep inside a bushing.

### Accessories: Thread adapters

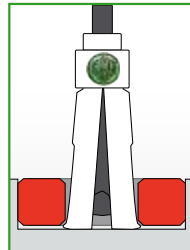


The KUKKO slide hammers can be used in combination with the thread adapters 22-1-AS anywhere where the threaded pin can be screwed directly into the part that needs to be removed.

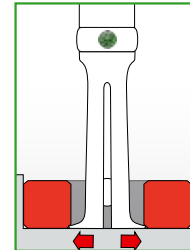
## Safety instructions for internal pulling



When using a counter stay, ensure that the jaws of the counter stay do not block the part being removed.



Note: the internal extractors must grip firmly underneath the part to be removed.



If there is too little space in the bushing below the part to be removed, an internal extractor from series 21-E may be used..

The guide you to more information and usage videos online

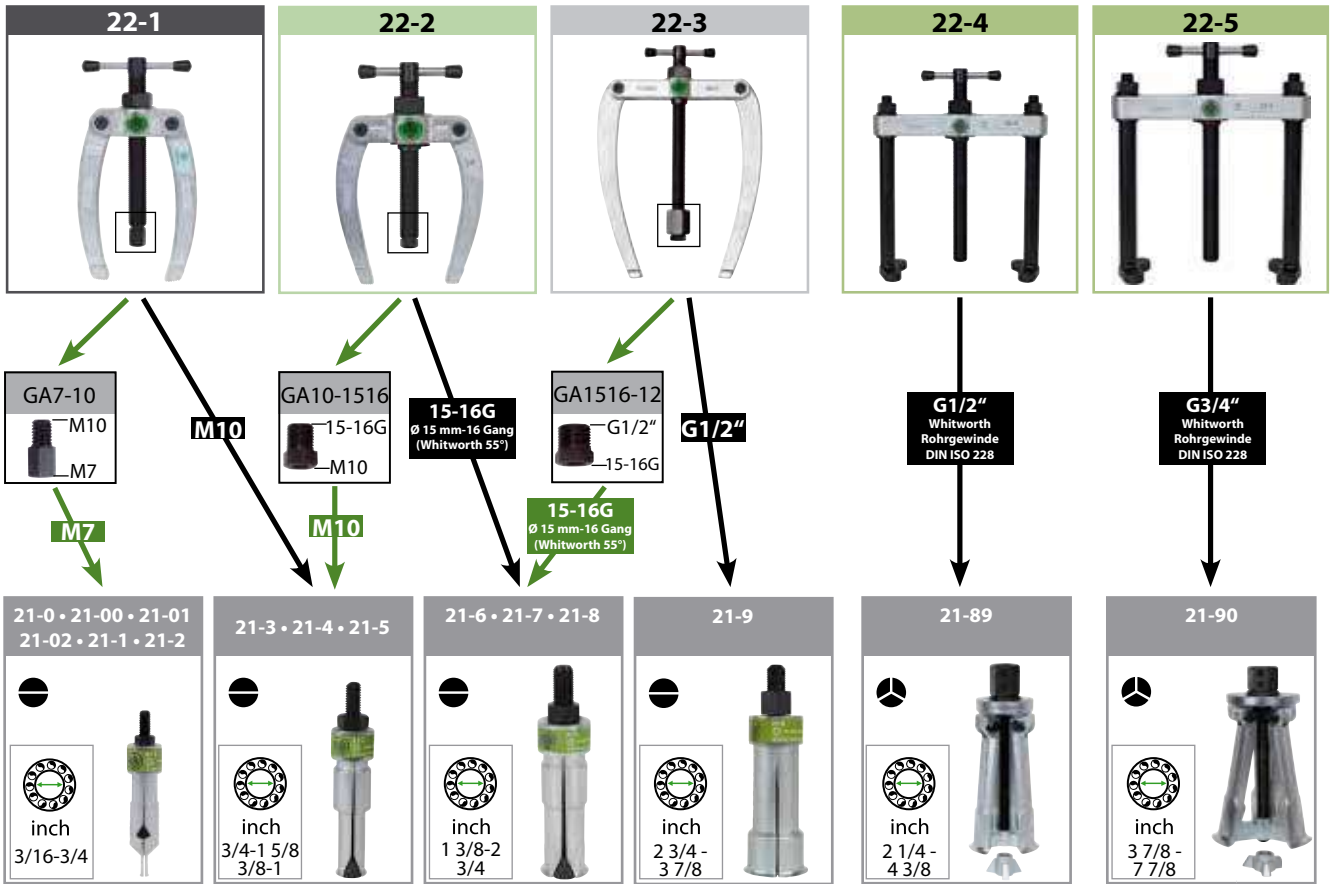


**Just scan and  
experience KUKKO!**

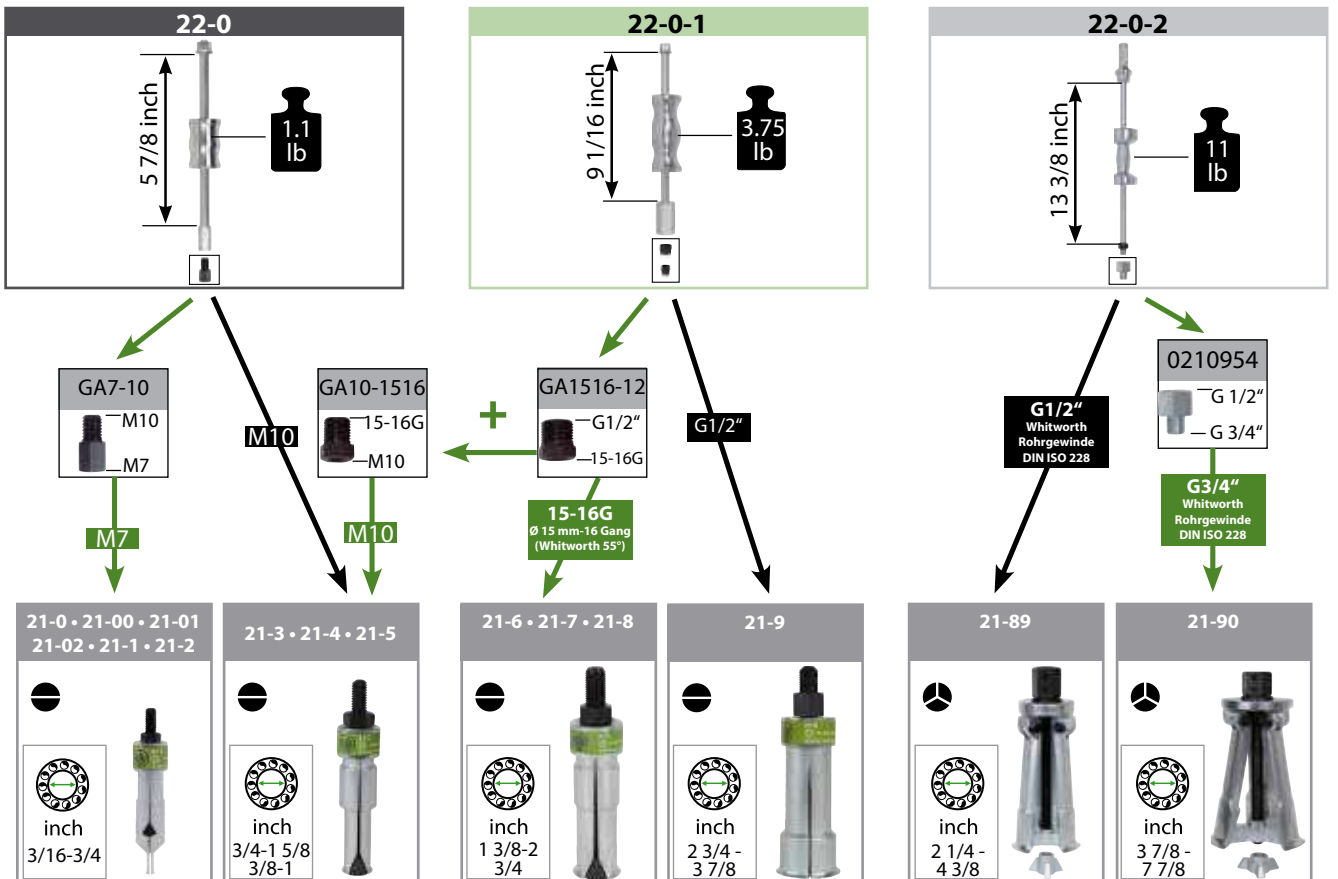




## Combination of counter stay with internal extractors, series 21

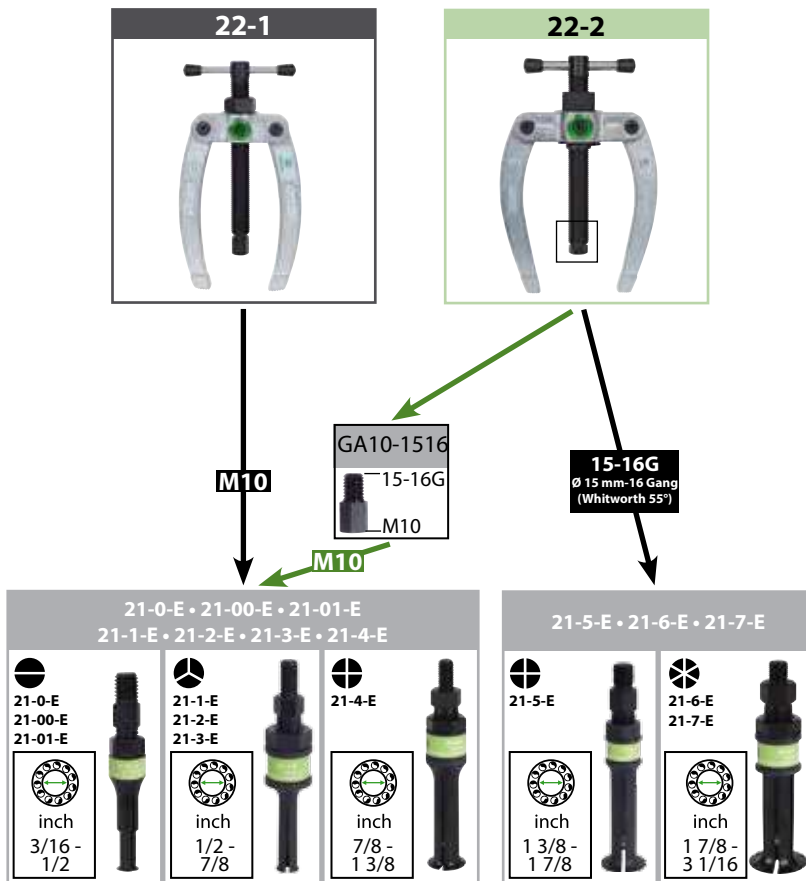


## Combination of slide hammer with internal extractors, series 21



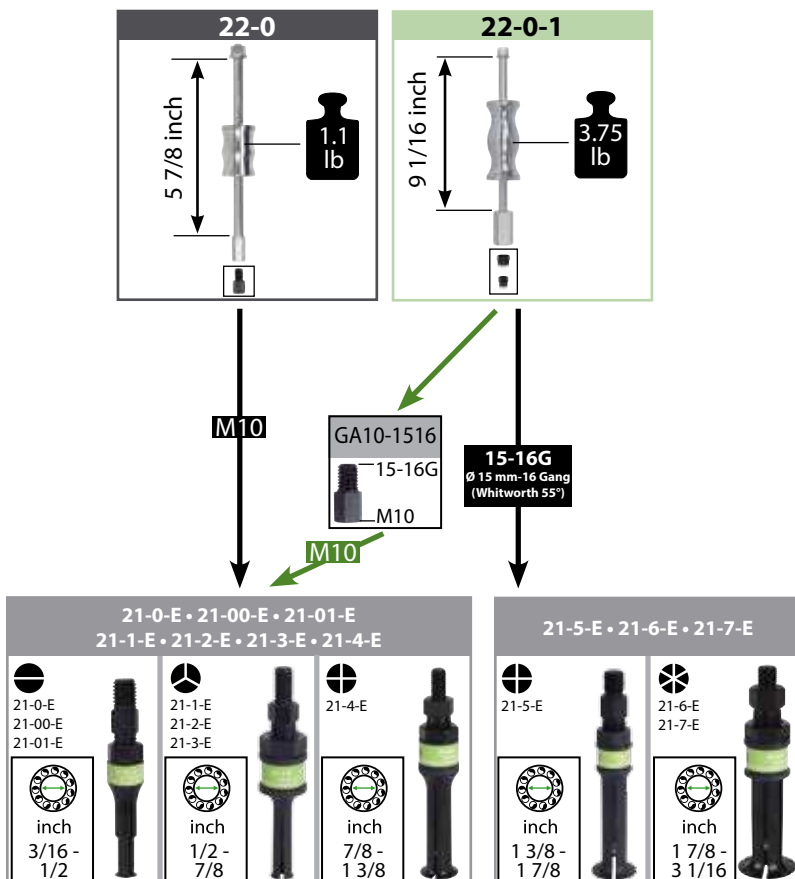


## Combination of counter stay with segmented internal extractors, series 21-E

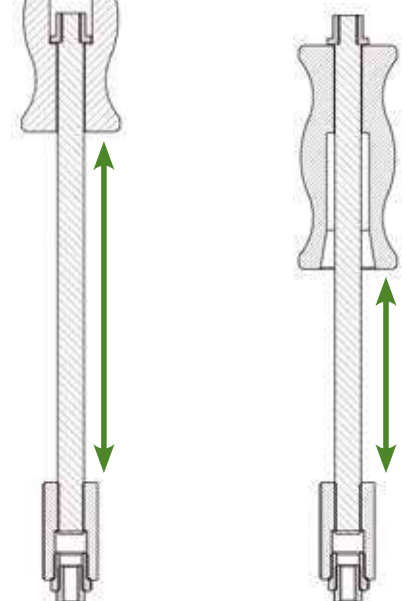


02

## Combination of slide hammer with segmented internal extractors, series 21-E



By reversing the impact weight, the length of the impact area can be changed.



Long length of impact area:

Use with high impact force

Short length of impact area:

Use in confined installation area



## Internal extractors

ST

For extracting inner bearings, bearing outer rings and bushings.

# 21



- 21-0
- 21-00
- 21-01**
- 21-02
- 21-1
- 21-2
- 21-3**
- 21-4
- 21-5
- 21-6
- 21-7
- 21-8**
- 21-9
- 21-89**
- 21-90



### Description

- The 2-shell design with extra large grasp edges ensures safe extraction.
- The internal extractors are equipped with an internal safety stop to protect against excess spreading and overloading.
- Mechanical pressure screw.

### Advantage

- KUKKO internal extractors can be combined with counter supports and slide hammers.
- Spare parts are available for internal extractor sizes 21-89 and 21-90.

Art.-No.		inch	inch	inch	Segment		
<b>21-0</b>	-010408	1/4 - 3/8	5/8	2 7/8	2	22-0	22-1
<b>21-00</b>	-010576	1/4 - 3/8	5/8	2 7/8	2	22-0	22-1
<b>21-01</b>	-010651	3/8 - 3/16	5/8	2 7/8	2	22-0	22-1
<b>21-02</b>	-010736	3/8 - 5/8	5/8	2 7/8	2	22-0	22-1
<b>21-1</b>	-010811	3/16 - 5/8	1	2 7/8	2	22-0	22-1
<b>21-2</b>	-010996	5/8 - 3/4	1 1/16	2 7/8	2	22-0	22-1
<b>21-3</b>	-011153	3/4 - 7/8	1 3/8	3 1/2	2	22-0, 22-0-1	22-1, 22-2
<b>21-4</b>	-011238	3/4 - 1 3/16	1 5/8	3 5/8	2	22-0, 22-0-1	22-1, 22-2
<b>21-5</b>	-011498	1 3/16 - 1 5/8	7/8	4	2	22-0, 22-0-1	22-1, 22-2
<b>21-6</b>	-011566	1 3/8 - 1 7/8	2	4 3/8	2	22-0-1	22-2, 22-3
<b>21-7</b>	-011641	1 3/4 - 2 1/4	3 3/8	5 3/8	2	22-0-1	22-2, 22-3
<b>21-8</b>	-011726	2 1/4 - 2 3/4	3 3/8	5 1/4	2	22-0-1	22-2, 22-3
<b>21-9</b>	-011986	2 3/4 - 3 7/8	3 3/4	6 1/2	2	22-0-1	22-3
<b>21-89</b>	-011801	2 1/4 - 4 3/8	4 3/4	7 3/8	3	22-0-2	22-4
<b>21-90</b>	-012068	3 7/8 - 7 7/8	6 7/8	8 5/8	3	22-0-2	22-5

## Needle bearing extractors

ST

To extract internal needle bearings.

# 21-4x



### Description

- The 2-shell design with extra large grasp edges ensures safe extraction.
- The internal extractors are equipped with an internal safety stop to protect against excess spreading and overloading.
- Mechanical pressure screw.
- Milled thread treated with special coating.

### Advantage

- KUKKO internal extractors can be combined with counter supports and slide hammers.

Art.-No.		inch	inch	inch	Segment		
<b>21-40</b>	-411526	3/8 - 3/4	3/4	3 5/8	2	22-0, 22-0-1	22-1, 22-2
<b>21-41</b>	-186066	3/8 - 3/4	3/4	3 5/8	2	22-0, 22-0-1	22-1, 22-2
<b>21-42</b>	-186141	1/2 - 7/8	3/4	3 5/8	2	22-0, 22-0-1	22-1, 22-2
<b>21-43</b>	-186226	5/8 - 7/8	3/4	3 5/8	2	22-0, 22-0-1	22-1, 22-2
<b>21-44</b>	-186301	5/8 - 7/8	7/8	3 5/8	2	22-0, 22-0-1	22-1, 22-2
<b>21-45</b>	-186486	3/4 - 7/8	7/8	3 5/8	2	22-0, 22-0-1	22-1, 22-2
<b>21-46</b>	-186554	3/4 - 1	7/8	3 5/8	2	22-0, 22-0-1	22-1, 22-2

## Needle bearing extractors

ST

For pulling needle bearings, bearing bushings and outer bearing rings which have little or no undercut.

# 21-4x-E



### Description

- The segmented design with extra short and fine grasp edges facilitates safe removal when there is little room for gripping of the internal extractor "from behind".
- Mechanical pressure screw.

### Advantage

- The needle bearing extractor is particularly suited for removing the guide bearing (06B105313D) on the clutches of most models by VW / Audi / Skoda / Seat.
- Besides positive interlocking, force-fitted pulling is also possible through high preloading.
- KUKKO internal extractors can be combined with counter supports and slide hammers.

Art.-No.		inch	inch	inch	Segment		
<b>21-44-E</b>	-039300	5/8 - 3/4	2	3 1/2	3	22-0, 22-0-1	22-1, 22-2





## Segmented internal extractor

ST

For extracting bearings, bearing outer rings and bushings that lay flat on one another.

# 21-E



21-0-E  
21-00-E  
21-01-E  
**21-1-E**  
21-2-E  
21-3-E



21-4-E  
**21-5-E**



21-6-E  
**21-7-E**









### Description

- The segmented design with extra fine grasp edges ensures safe extraction.
- Mechanical pressure screw.

### Advantage

- KUKKO internal extractors can be combined with counter supports and slide hammers.
- Almost all components available as replacement parts, time-saving order process thanks to numbering system.

Art.-No.		 inch	 inch	 inch	 Segment		
<b>21-0-E</b>	-909153	3/16 - 1/4	1 3/16	2 1/8	2	22-0, 22-0-1	22-1, 22-2
<b>21-00-E</b>	-909160	1/4 - 3/8	1 3/16	2 1/8	2	22-0, 22-0-1	22-1, 22-2
<b>21-01-E</b>	-909177	3/8 - 1/2	1 3/16	2 1/8	2	22-0, 22-0-1	22-1, 22-2
<b>21-1-E</b>	-930003	3/16 - 5/8	1 3/8	3 3/16	3	22-0, 22-0-1	22-1, 22-2
<b>21-2-E</b>	-931000	5/8 - 3/4	1 5/8	3 1/4	3	22-0, 22-0-1	22-1, 22-2
<b>21-3-E</b>	-931109	3/4 - 7/8	2	3 1/2	3	22-0, 22-0-1	22-1, 22-2
<b>21-4-E</b>	-909191	7/8 - 1 3/8	2 1/4	3 7/8	4	22-0, 22-0-1	22-1, 22-2
<b>21-5-E</b>	-924071	1 3/8 - 1 7/8	2 5/8	4 3/8	4	22-0-1, 22-2	22-2
<b>21-6-E</b>	-924088	1 7/8 - 2 1/2	3 3/16	4 3/4	6	22-0-1, 22-2	22-2
<b>21-7-E</b>	-924095	2 1/2 - 3 1/16	3 3/16	4 3/4	6	22-0-1, 22-2	22-2

02

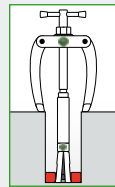


## Extensions for internal extractors

ST

Extensions for internal extractor.

# 21-V





### Description

- When combined with the internal extractors, extensions from series 21 enable deeper bearings to be extracted.

### Advantage

- Almost all components available as replacement parts, time-saving order process thanks to numbering system.

Art.-No.		 inch	
<b>21-V-040</b>	-909214	1 5/8	21-0, 21-00, 21-01, 21-02, 21-2
<b>21-V-060</b>	-909221	2 3/8	21-0, 21-00, 21-01, 21-02, 21-2
<b>21-V-080</b>	-909238	3 3/16	21-0, 21-00, 21-01, 21-02, 21-2
<b>21-V-310</b>	-914386	3 7/8	21-3, 21-4, 21-5, 21-40, 21-41, 21-42, 21-43, 21-44, 21-45, 21-46

## Set of extensions for internal extractors

ST

Set of extensions for internal extractor.

# 21-V






### Description

- When combined with the internal series 21 extractors, extensions enable deeper bearings to be loosened.

### Advantage

- Almost all components available as replacement parts, time-saving order process thanks to numbering system.

Art.-No.		 inch		
<b>21-V-0</b>	-909207	1 5/8; 2 3/8; 3 3/16; 3 7/8	21-0, 21-00, 21-01, 21-02, 21-2, 21-3, 21-4, 21-5, 21-40, 21-41, 21-42, 21-43, 21-44, 21-45, 21-46	21-V-040, 21-V-060, 21-V-080, 21-V-310



## Slide hammer devices

ST

For use with series 21, series 21-E or series 22-1-AS.

# 22-0



### Description

- Contactless and careful pulling of internal bearings, etc.
- Ergonomically-shaped, solid sliding parts for optimum transfer of force.
- Space-saving with strong shock effect.

### Advantage

- No supporting surface required.
- TIP: 22-0-2 The impact of the slide hammer can be increased by increments of 3 kg by screwing in one or multiple supplementary weights 22-0-2-100.

Art.-No.		inch	inch			AG ↑IG	
22-0	-012143	11 3/8	7 7/8	M12	M12/ M10	AG: M10 - IG: M7	21-0, 21-00, 21-01, 21-02, 21-1, 21-2, 21-3, 21-4, 21-5, 21-0-E, 21-1-E, 21-2-E, 21-3-E, 21-4-E, 21-40, 21-41, 21-42, 21-43, 21-44, 21-45, 21-46
22-0-1	-555558	12 1/4	9 1/16	M16 x1,5	M16x1,5 - G1/2"	AG: G1/2" - IG: 15-16G; AG: 15-16G - IG: M10	21-3, 21-4, 21-5, 21-6, 21-7, 21-8, 21-9, 21-0-E, 21-00-E, 21-01-E, 21-1-E, 21-2-E, 21-3-E, 21-4-E, 21-5-E, 21-6-E, 21-7-E, 21-40, 21-41, 21-42, 21-43, 21-44, 21-45, 21-46
22-0-2	-111204	27 5/8	13 3/8	G1/2"	-	AG: G1/2" - IG: G3/4"	22-0-2-100, 21-89, 21-90
22-0-2-100	-111211	3 kg Zusatzgewicht / supplementary weight					22-0-2
G-22	-018442	M12					22-0, 22-0-1, 22-02



### Advantage

- 3 component handle for maximum transfer of force, even when hands are wet or greasy.
- You keep a secure grip – before, during and after the removal process.
- Lower risk of injury.
- Fatigue-free operation with the 3-K handle.

## Counterstays

ST

For use with series 21, series 21-E or series 22-1-AS.

# 22



22-1  
22-2  
22-3

22-4  
22-5



### Description

- The arms on the counter supports are easy-to-adjust thanks to an internal spring mechanism. (size 1 to 3)
- The counter support nuts' friction resistance is reduced to a minimum as a result of the built-in pressure bearing.
- Thanks to their support struts, sizes (4 and 5) counter struts are particularly suited for large ball bearings, etc., and ensure that the assembly remains stable during the extraction process.
- Mechanical pressure screw.

### Advantage

- The counter support can be combined with internal extractors and KUKKO screw adapters.
- Almost all components available as replacement parts, time-saving order process thanks to numbering system.

Art.-No.		inch	inch	max. US t	
22-1	-012228	2 3/16	4 3/4	3	21-0, 21-00, 21-01, 21-02, 21-1, 21-2, 21-3, 21-4, 21-5, 21-0-E, 21-00-E, 21-01-E, 21-1-E, 21-2-E, 21-3-E, 21-4-E, 21-40, 21-41, 21-42, 21-43, 21-44, 21-45, 21-46
22-2	-012303	3 7/8	6 1/2	4	21-3, 21-4, 21-5, 21-6, 21-7, 21-8, 21-0-E, 21-00-E, 21-01-E, 21-1-E, 21-2-E, 21-3-E, 21-4-E, 21-5-E, 21-6-E, 21-7-E, 21-40, 21-41, 21-42, 21-43, 21-44, 21-45, 21-46
22-3	-012488	7 1/8	11 1/32	5.5	21-6, 21-7, 21-8, 21-9
22-4	-112478	7 7/8	8 1/16	7.5	21-89
22-5	-012556	11 7/8	10 1/4	9.5	21-90



**Percussion type bearing extractor sets**

ST

Non-contact extraction of internal bearing, bushings, etc.

26



26-A  
26-B



**Description**

- Non-contact extraction.
- Internal extractor with slide hammer.
- The 2-shell design with extra large grasp edges ensures safe extraction.
- The internal extractors are equipped with an internal safety stop to protect against excess spreading and overloading.
- Mechanical pressure screw.

**Advantage**

- Practical package for universal use.
- KUKKO internal extractors can be combined with counter supports and slide hammers.
- Almost all components available as replacement parts, time-saving order process thanks to numbering system.
- Complete easy-to-manage package.
- Kit in the tried-and-tested KUKKO-i-Boxx-System.

Art.-No.		inch	inch					St. pcs.	
26-A	-781629	1/4 - 3/4	11 3/8	M12	M12 - M7; M12 - M10; M12 - 15-16G	-	21-00, 21-01, 21-02, 21-1, 21-2, KS-22-01-GH, VM12-1516, VM12-10, VM12-7	9	i-Boxx
26-B	-781704	3/16 - 1 5/8	12 1/4	M16 x 1,5	M16x1,5 - G1/2"	AG:1/2" - IG:15-16G; AG:15-16G - IG:M10; AG:M10 - IG:M7	22-0-1, 21-1, 21-2, 21-3, 21-4, 21-5, GA7-10	7	i-Boxx

02



**Set of slide hammer for extracting ball bearings and dowel-pins**

ST

For non-contact extraction of interior bearings, outer bearing rings, bushings and components with threads (dowel pins, parallel keys, bolts, etc.).

28



28-A  
28-B



**Description**

- Non-contact extraction.
- Internal extractor, dowel pins with slide hammer.
- The 2-shell design with extra large grasp edges ensures safe extraction.
- The internal extractors are equipped with an internal safety stop to protect against excess spreading and overloading.
- For removing parts with centric threaded holes.

**Advantage**

- Practical assembly is particularly suitable for tool and mold-making.
- KUKKO internal extractors can be combined with counter supports and slide hammers.
- Complete easy-to-manage package.
- Almost all components available as replacement parts, time-saving order process thanks to numbering system.

Art.-No.		inch	inch					
28-A	-507779	1/4 - 3/4	11 3/8	M12	M12 - M7; M12 - M10; M12 - 15-16G	-	M10 M3-M18	21-00, 21-01, 21-02, 21-1, 21-2, KS-22-01-GH, GE4-10, GE5-10, GE6-10, GE8-10, GE10-10, GE12-10, VM12-1516, VM12-10, GE3-10, GE14-10, GE16-10, GE18-10, VM12-7
28-B	-507786	3/16 - 1 5/8	12 5/8	M16 x1,5	M16 x1,5 - G1/2"	AG: 1/2 IG: 15-16G AG: M10 IG: M7 AG: 1/2 IG: M18x1,5 AG: 15-16G IG: M10	M18 x1,5 M8-M24	22-0-1, 21-1, 21-2, 21-3, 21-4, 21-5, GE14-1815, GE16-1815, GE18-1815, GE20-1815, GE22-1815, GE24-1815, GA7-10, GA12-1815, GE8-1815, GE10-1815, GE12-1815



## Sets of bearing extracting tools

ST

For extracting inner bearings, bearing outer rings and bushings.

25

PERENNIAL FAVORITE



25-A



25-B



25-C



25-D



25-K  
25-N






### Description

- The 2-shell design with extra large grasp edges ensures safe extraction.
- The internal extractors are equipped with an internal safety stop to protect against excess spreading and overloading.
- Mechanical pressure screw.
- Milled thread treated with special coating.
- Instructions on the cover.

### Advantage

- Practical package for universal use.
- KUKKO internal extractors can be combined with counter supports and slide hammers.
- The arms on the counter supports are easy-to-adjust thanks to an internal spring mechanism. (size 1 to 3)
- Thanks to their support struts, sizes (4 and 5) counter struts are particularly suited for large ball bearings, etc., and ensure that the assembly remains stable during the extraction process.
- Almost all components available as replacement parts, time-saving order process thanks to numbering system.

Art.-No.		 inch		Stück pieces	
25-A	-013058	3/16 - 1 7/8	22-1, 22-2, 21-1, 21-2, 21-3, 21-4, 21-5, 21-6	8	L-Boxx
25-B	-013133	3/16 - 2 3/4	22-1, 22-2, 21-1, 21-2, 21-3, 21-4, 21-5, 21-6, 21-7, 21-8	10	L-Boxx
25-C	-013218	3/16 - 4 3/8	22-1, 22-2, 22-4, 21-1, 21-2, 21-3, 21-4, 21-5, 21-6, 21-7, 21-89	11	L-Boxx (2 Stk./pcs.)
25-D	-158803	2 1/4 - 4 3/8	22-4, 21-89	2	L-Boxx
25-K	-863899	1/4 - 3/4	22-1, 21-00, 21-02, 21-2	4	i-Boxx
25-N	-787096	7/16 - 1	22-1, 21-41, 21-42, 21-43, 21-44, 21-45, 21-46	7	i-Boxx

## Ball bearing extracting set with counterstay and slide hammer

ST

For extracting inner bearings, bearing outer rings and bushings.

K-22-E



K-22-A-E  
K-22-B-E  
K-22-C-E









### Description

- Use of the internal extractor in combination with slide hammers or counter supports.
- The segmented design with extra fine grasp edges ensures safe extraction.
- Instructions on the cover.
- Secure storage in special foam.
- Personal KUKKO-Chip-Code.

### Advantage

- Practical package for universal use.
- Thanks to the KUKKO modular system, the counterstay and the sliding hammer can be combined and subsequently completed with segmented internal extractors, needle bearing extractors, threaded inserts, etc.
- Almost all components available as replacement parts, time-saving order process thanks to numbering system.
- Complete easy-to-manage package.

Art.-No.		 inch	 inch				St. pcs.		
K-22-A-E	-140471	3/16 - 5/8	9 3/8	M10	M10	AG: M10 - IG: M7	22-0, 22-1, 21-0-E, 21-00-E, 21-01-E, 21-1-E	6	i-Boxx
K-22-B-E	-039270	3/16 - 1 3/8	9 3/8	M10	M10	AG: M10 - IG: M7	22-0, 22-1, 21-1-E, 21-2-E, 21-3-E, 21-4-E	6	i-Boxx
K-22-C-E	-140402	3/16 - 1 3/8	9 3/8	M10	M10	AG: M10 - IG: M7	22-0, 22-1, 21-0-E, 21-00-E, 21-01-E, 21-1-E, 21-2-E, 21-3-E, 21-4-E	9	L-Boxx



## Sets of bearing pulling and extracting tools

ST

For pulling bearings, gears and discs and for extracting interior bearings, outer bearing rings and bushings.

24



24-A  
24-B



24-C



### Description

- For automotive repairs and servicing.
- Set contains exterior pulling device, internal extractor, counter supports and pulling device chuck.
- The 2-shell design with extra large grasp edges ensures safe extraction.
- The internal extractors are equipped with an internal safety stop to protect against excess spreading and overloading.
- The puller chuck is used for pulling separable bearing inner races on magnets, light machines, electric motors and small electrical machinery.

### Advantage

- Practical package for universal use.
- Variable reach thanks to jaw extensions, available up to a puller size of -30.
- Suitable for pulling asymmetric workpieces.
- Spindle head band prevents the wrench from slipping off.
- Cross-beam, up to size -30, includes hexagonal profile for holding.

Art.-No.		inch	inch		Stück pieces	
24-A	-012716	2 3/8 - 3 1/2	3/16 - 1 7/8	20-1, 43-1, 22-1, 22-2, 21-1, 21-2, 21-3, 21-4, 21-5, 21-6, 23	11	L-Boxx (2 Stk./pcs.)
24-B	-012891	2 3/8 - 5 7/8	3/16 - 2 3/4	20-1, 20-2, 43-1, 22-1, 22-2, 21-1, 21-2, 21-3, 21-4, 21-5, 21-6, 21-7, 21-8, 23	14	L-Boxx (2 Stk./pcs.)
24-C	-012976	2 3/8 - 5 7/8	3/16 - 2 1/4	20-1, 20-2, 43-1, 22-1, 22-2, 22-4, 21-1, 21-2, 21-3, 21-4, 21-5, 21-6, 21-7, 21-89, 23	15	L+Boxx (mit/with 2 i-Boxx)

02



## Set of slide hammer and counterstays for extracting ball bearings and dowel-pins

ST

For extracting interior bearings, outer bearing rings and bushings and components with threads (dowel-pins, parallel-keys, bolts, etc.).

28



28-C  
28-D



### Description

- The 2-shell design with extra large grasp edges ensures safe extraction.
- The internal extractors are equipped with an internal safety stop to protect against excess spreading and overloading.
- For removing parts with centric threaded holes.
- KUKKO thread inserts can be combined with counter supports and slide hammers.
- Instructions on the cover.

### Advantage

- Practical assembly is suitable for universal application and particularly for tool and mold-making.
- KUKKO internal extractors can be combined with counter supports and slide hammers.
- The arms on the counter supports are easy-to-adjust thanks to an internal spring mechanism. (size 1 to 3)
- Complete easy-to-manage package.
- Almost all components available as replacement parts, time-saving order process thanks to numbering system.

Art.-No.		inch					St. pcs.		
28-C	-466762	15/32 - 1 7/8	M12	M12 -M7; M12 - M10; M12 - 15-16G	M10	M3; M4; M5; M6; M8; M10; M12; M14; M16; M18	223-K, 25-A	22	L+Boxx (mit/with 1 i-Boxx)
28-D	-466779	3/16 - 2 3/4	M12	M12 -M7; M12 - M10; M12 - 15-16G	M12	M3; M4; M5; M6; M8; M10; M12; M14; M16; M18	223-K, 25-B	24	L+Boxx (mit/with 1 i-Boxx)

## Key-lifter for keys in slots

ST

For easy, damage-free extraction of tight splines from the keyways of shafts.

139



Art.-No.		inch	inch	inch	inch
139-1	-779176	4 7/8 - 5 21/32	0 - 1 3/8	4 3/8	3/16





### Cylinder liner puller set

ST

Set for extracting cylinder liners.

# K-16



K-16



#### Description

- Three expansion elements guarantee optimal adaptation of the internal extractor to the respective application.
- The counter support nuts' friction resistance is reduced to a minimum as a result of the built-in pressure bearing.
- With their support struts, the counter supports are particularly suited for large cylinder liners and ball bearings, etc., and ensure that the assembly remains stable during the extraction process.
- Mechanical pressure screw.
- Milled thread treated with special coating.

#### Advantage

- Almost all components available as replacement parts, time-saving order process thanks to numbering system.
- Complete easy-to-manage package.
- KUKKO-L-Boxx-System compatible with systems by all common manufacturers.

Art.-No.		inch		Stück pieces	
<b>K-16</b>	-161506	2 3/8 - 6 1/8	16-22, 16-21	4	L-Boxx
<b>16-21</b>	-251559	Innenauszieher / Internal extractor			
<b>16-22</b>	-251634	Gegenstütze / Counterstay			

### Set of thread inserts

ST

# 22-1-AS



#### Description

- For removing parts with centric threaded holes.
- Use of the threaded inserts in combination with slide hammers or counter supports.

#### Advantage

- Almost all components available as replacement parts, time-saving order process thanks to numbering system.

Art.-No.				
<b>22-1-AS</b>	-339288	M4; M5; M6; M8; M10; M12	M10	22-0, 22-0-1, 22-1, 22-2, 22-3

### Sets of slide hammers in case

ST

For extracting bushings and components with threads (dowel-pins, parallel-keys, bolts, etc.).

# KS-22



KS-22-01  
KS-22-01

#### Description

- KUKKO screw adapters can be combined with counter supports and slide hammers.
- Milled thread treated with special coating.
- Secure storage in special foam.

#### Advantage

- Practical package for universal use.
- Almost all components available as replacement parts, time-saving order process thanks to numbering system.
- Complete easy-to-manage package.
- Clean and convenient storage in the plastic case.

Art.-No.		inch				
<b>KS-22-01</b>	-924569	11 3/8	M12	M12 - M7; M12 - M10; M12 - 15-16G	IG: M12 - AG: M3; M4; M5; M6; M8; M10	KS-22-01-GH, GA12-3, GA12-4, GA12-5, GA12-6, GA12-8, GA12-10, VM12-1516, VM12-10, VM12-7
<b>KS-22-02</b>	-951121	11 3/8	M12	M12 - M7; M12 - M10; M12 - 15-16G	IG: M12 - AG: M6; M8x1; M10; M10x1; M12x1; M15x1,5	KS-22-01-GH, GA12-6, GA12-10, GA12-81, GA12-101, GA12-121, GA12-1515, VM12-1516, VM12-10, VM12-7

### Extractor for parts with tapholes

ST

# 223



#### Description

- KUKKO thread inserts can be combined with counter supports and slide hammers.

#### Advantage

- Almost all components available as replacement parts, time-saving order process thanks to numbering system.

Art.-No.					inch
<b>223</b>	-309083	M3; M4; M5; M6; M8; M10; M12; M14; M16; M18	10	M12/M10	11 3/8





## Set of parallel-key and dowel-pin extractors

ST

For extracting bushings and components with threads (dowel-pins, parallel-keys, bolts, etc.).

# 223



223-K  
223-G

### Description

- For removing parts with centric threaded holes.
- KUKKO thread inserts can be combined with counter supports and slide hammers.
- Instructions on the cover.
- Secure storage in special foam.
- Personal KUKKO-Chip-Code.

### Advantage

- Practical package for universal use.
- Almost all components available as replacement parts, time-saving order process thanks to numbering system.
- Kit in the tried-and-tested KUKKO-i-Boxx-System.

Art.-No.		inch							St. pcs.	
223-K	-784859	11 3/8	M12	M12 - M7; M12 - M10; M12 - 15-16G	-	M10	M3; M4; M5; M6; M8; M10; M12; M14; M16; M18	KS-22-01-GH, GE4-10, GE5-10, GE6-10, GE8-10, GE10-10, GE12-10, VM12-1516, VM12-10, GE3-10, GE14-10, GE16-10, GE18-10, VM12-7	14	i-Boxx
223-G	-984181	12 1/4	M16 x 1,5	M16x1,5 - G1/2	AG:G1/2 - IG:15-16G; AG:15-16G - IG:M10; AG:G1/2	M18 x 1,5	M8; M10; M12; M14; M16; M18; M20; M22; M24	22-0-1, GE14-1815, GE16-1815, GE18-1815, GE20-1815, GE22-1815, GE24-1815, GA12-1815, GE8-1815, GE10-1815, GE12-1815	11	i-Boxx


02



## Internal extractor with slide hammer

ST

# 221-G / 224



221-G

224-1

224-2

### Description

- Internal extractor with slide hammer.
- Contactless and careful pulling of internal bearings, etc.
- 221-G: Functional model with a wide working range.
- Space-saving with strong shock effect.

### Advantage

- No supporting surface required.

Art.-No.		Ø	
		inch	inch
221-G	-175824	1 3/16-7	12 1/4
224-1	-325656	3/16-1 3/8	12 1/4
224-2	-325571	5/8-2	12 1/4

## Universal puller set

ST

For removal, separation and internal extraction of bearings, gears, discs, etc.

# 27-A



AUTOGRIP  
TECHNOLOGY

### Description

- for the 4 basic principles of extraction:
  1. External extraction.
  2. Separating.
  3. Internal pulling.
  4. Internal extraction by intervention in the ball bearing.

### Advantage

- Practical package for universal use.
- Complete easy-to-manage package.
- Almost all components available as replacement parts, time-saving order process thanks to numbering system.

Art.-No.		inch				Stück pieces	
27-A	-951008	3/8 - 1 7/8	M12	M12 - 1516G; M12 - M10	204-0, 21-0-E, 21-00-E, 21-01-E, 21-1-E, 21-2-E, 21-3-E, 21-4-E, 21-5-E, 43-001, 69-1, 69-A2, 69-A3, 22-01-G27-A, GA12-3, GA12-4, GA12-5, GA12-6, GA12-8, GA12-10, VM12-1516	21	L-Boxx



## Series 15 and 17 separators with series 18 pulling device

- For removing ball bearings, roller bearings, inner races and other tight parts if there is not enough space to use pulling hooks.
- The sharp, wedge-shaped blades of the separator are pressed behind the part to be removed and, in this process, push between the bearing and seat.
- In order to remove them from the shaft, the tension bolts of the appropriate pulling device must be screwed into the two threaded holes of the separator.





# Separating

Trenn-Abziehen



## 03


Selection of the right separating device.....	<b>88</b>
Separators.....	<b>90</b>
Pulling devices.....	<b>92</b>
Accessories Separating.....	<b>93</b>

03

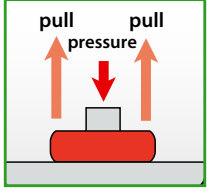




## Selection of the right separating type

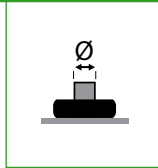


**The part to be removed is level. It is not possible to use standard puller jaws!**



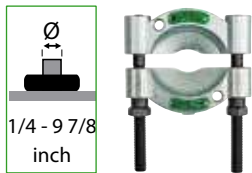


### 1st step: What is the diameter of the shaft of the flush bearing?

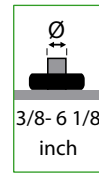


### 2nd step: Choice of the separator blade

2 (a) Separator series 15



2 (b) Separator with quick clamping pressure spindle, series 17

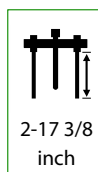


**TIP:**  
One-hand operation due to quick-tension spindle.



### 3rd step: Choice of the pulling device

3 pulling device series 18



### 4th step: Combination of the separating blade with the pulling device

4 (a) Separator



series 15  
+  
series 18

4 (b) Separator with quick tension pressure spindle



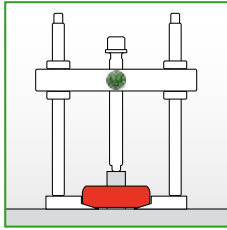
series 17  
+  
series 18



## Mode of operation

For pulling tight parts such as ball bearings, roller bearings, inner rings and similar. The sharp, wedge-shaped blades are pressed behind the parts to be removed and, in this process, push between the bearing and the seat.

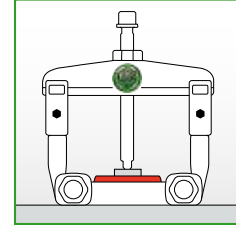
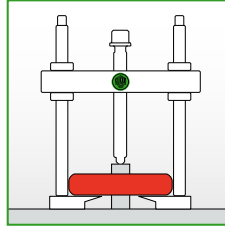
For pulling, the tension bolts on the pulling device (series 18) must be screwed into the separator.



Normally, a separator blade is used in combination with a puller device.

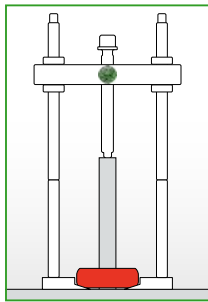


If the separating jaws are screwed into the pulling device the other way round, then pulling can be carried out flush and gently.



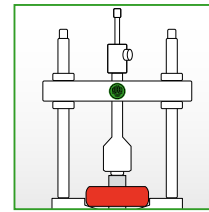
In some cases, an appropriate puller from the 20 series can be used instead of the puller bar.

## Accessories: Extensions



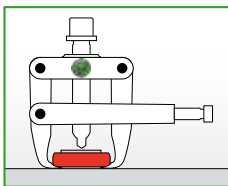
It is also possible to extend the puller bar for jobs involving longer shafts.

## Accessories: long hydraulic spindles



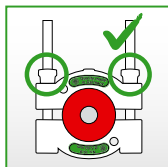
For particularly secure parts, in the larger models (from 18-2), the mechanical pressure spindle can be swapped for a hydraulic pressure spindle.

## More Separators

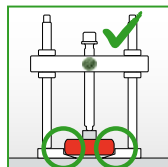


The extensive KUKKO line also supplies separators with side clamps, such as the 204 and 210 Cobra series.

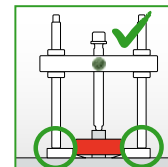
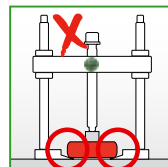
## Safety instructions for separating



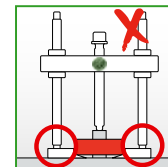
The adjusting nuts on the separator must be tightened in alternating and equal turns. Otherwise, the separator blade may tilt on the bolt or the thread may be damaged.



When pulling the separator blade, ensure that before the pulling device is pulled upwards the blade is firmly seated up to the stop under the part to be removed.



The side bolts of the pulling device must always be spindleed into the separator blade until they stop.





**Separators****ST**




For removing ball bearings, roller bearings, inner races and other tight parts if there is not enough space to use pulling hooks.

**15****Description**

- The sharp blades enable flush parts to be removed where pulling jaws cannot be used.
- The wedge-shaped separator jaws are secured underneath the component to be removed.
- The large supporting surfaces protect the parts to be pulled.
- Mechanical pressure screw.

**Advantage**

- Ultimate stability when removing, as the separator and pulling device are screwed firmly together.
- Almost all components available as replacement parts, time-saving order process thanks to numbering system.

Art.-No.		 inch	 inch	
<b>15-00</b>	-101854	1/4 - 1 5/8	1 5/8	18-00
<b>15-0</b>	-006951	3/8 - 2 3/8	2 3/8	18-0
<b>15-1</b>	-007033	3/16 - 3	3	18-1
<b>15-2</b>	-007118	7/8 - 4 1/2	4 1/2	18-2, 18-2-B
<b>15-3</b>	-007293	1 - 6 1/8	6 1/8	18-3, 18-3-B
<b>15-4</b>	-007378	1 3/16 - 7 7/8	7 7/8	18-4, 18-4-B
<b>15-5</b>	-007453	1 3/16 - 9 7/8	9 7/8	18-5, 18-5-B

**Separating-sets****ST**

For removing ball bearings, roller bearings, inner races and other tight parts if there is not enough space to use pulling hooks.

**15**15-A  
15-K












15-B

**Description**

- 4-parts, the sets contain one separator, one pulling device and a pair of extensions.
- The sharp blades enable flush parts to be removed where pulling jaws cannot be used.
- The wedge-shaped separator jaws are secured underneath the component to be removed.
- The large supporting surfaces protect the parts to be pulled.
- Instructions on the cover.

**Advantage**

- Ultimate stability when removing, as the separator and pulling device are screwed firmly together.
- Practical package for universal use.
- Complete easy-to-manage package.
- Almost all components available as replacement parts, time-saving order process thanks to numbering system.
- Kit in the tried-and-tested KUKKO-i-Boxx-System.

Art.-No.		 inch	 inch	 inch		Stück pieces	
<b>15-K</b>	-007941	2 3/4 - 9 7/8	3/8 - 2 3/8	2 - 4 3/8		4	i-Boxx
<b>15-A</b>	-007521	4 7/8 - 11 7/8	3/16 - 3	2 3/8 - 5 7/8		4	i-Boxx
<b>15-B</b>	-007606	4 7/8 - 13 3/4	7/8 - 4 1/2	2 3/8 - 7 7/8		4	L-Boxx
<b>15-C</b>	-007781	5 5/8 - 15 3/4	1 - 6 1/8	3 3/16 - 11 7/8		4	Metal
<b>15-D</b>	-007866	5 1/4 - 21 5/8	1 3/16 - 7 7/8	4 3/4 - 15		4	Metal
<b>15-E</b>	-308826	8 7/8 - 23 5/8	1 3/16 - 9 7/8	5 7/8 - 17 3/8		4	Metal





### Separators with quick clamping pressure spindle

ST

For removing ball bearings, roller bearings, inner races and other tight parts if there is not enough space to use pulling hooks.

17







**Description**

- With quick-clamping pressure spindle.
- The sharp blades enable flush parts to be removed where pulling jaws cannot be used.
- The wedge-shaped separator jaws are secured underneath the component to be removed.
- The large supporting surfaces protect the parts to be pulled.

**Advantage**

- Easy to use, as the separator jaws are quickly and centrally tensioned with just one pressure spindle.
- Ultimate stability when removing, as the separator and pulling device are screwed firmly together.
- Almost all components available as replacement parts, time-saving order process thanks to numbering system.

Art.-No.		 inch	 inch	
17-0	-008108	3/8 - 2 3/8	2 3/8	18-0
17-1	-008283	3/16 - 3	3	18-1
17-2	-008368	7/8 - 4 1/2	4 1/2	18-2
17-3	-008443	1 - 6 1/8	6 1/8	18-3

### Separating-sets with quick clamping pressure spindle

ST

For removing ball bearings, roller bearings, inner races and other tight parts if there is not enough space to use pulling hooks.

17



17-A  
17-K

17-B









**Description**

- 4-parts, the sets contain one separator, one pulling device and a pair of extensions.
- With quick-clamping pressure spindle.
- The sharp blades enable flush parts to be removed where pulling jaws cannot be used.
- The wedge-shaped separator jaws are secured underneath the component to be removed.
- The large supporting surfaces protect the parts to be pulled.

**Advantage**

- Easy to use, as the separator jaws are quickly and centrally tensioned with just one pressure spindle.
- Ultimate stability when removing, as the separator and pulling device are screwed firmly together.
- Practical package for universal use.
- Complete easy-to-manage package.
- Almost all components available as replacement parts, time-saving order process thanks to numbering system.

Art.-No.		 inch	 inch	 inch		Stück pieces	
17-K	-008856	2 3/4 -	3/8 - 2 3/8	2 - 4 3/8	17-0, 18-0, 19-1-P	4	i-Boxx
17-A	-008511	4 7/8 -	3/16 - 3	2 3/8 - 5 7/8	17-1, 18-1, 19-1-P	4	i-Boxx
17-B	-008696	4 7/8 -	7/8 - 4 1/2	2 3/8 - 7 7/8	17-2, 18-2, 19-2-P	4	L-Boxx
17-C	-008771	5 5/8 -	1 - 6 1/8	3 3/16 - 11 7/8	17-3, 18-3, 19-3-P	4	Metal

### Universal set of separator, puller and ball bearing extractor

ST

For simple and problem-free free removal of ball bearings, cylinders, discs, pole wheels and similar parts on motorcycles and other small motors.

29-A-69








**Description**

- Two-arm puller: Clamping span: 3 3/4 inch, clamping depth: 4 1/2 inch.
- Clamping depth extensions 3 3/4 inch.
- For separating and pulling bearings with an exterior diameter of 1/4 - 1 5/8 inch.
- Extraction of ball bearings, series 6004-6013, 6201-6206, 6300-6305.
- Instructions on the cover.

**Advantage**

- Practical package for universal use.
- Complete easy-to-manage package.
- Almost all components available as replacement parts, time-saving order process thanks to numbering system.
- Kit in the tried-and-tested KUKKO-i-Boxx-System.

Art.-No.	 inch	 inch	 inch		mit with	Stück pieces	
29-A-69	-101878	1 - 3 3/4	4 1/2 - 8 1/4	1/4 - 1 5/8	6004-6013; 6201-6206; 6300-6305	69-A, 1007-17, 1007-22, 225-150, 15-00	12 i-Boxx



**Pulling devices**

**ST**

For use with series 17, series 15, series 18-AS and series 18-A.

**18**








**Description**

- For use with series 15 and 17 separators.
- The pulling device can be combined with the series 18-0-AS screw adapter to remove parts with threaded holes.
- Mechanical pressure screw.
- Milled thread treated with special coating.

**Advantage**

- Ultimate stability when removing, as the separator and pulling device are screwed firmly together.
- Almost all components available as replacement parts, time-saving order process thanks to numbering system.

Art.-No.		 inch	 inch	max. US t	 max. ft lb	
<b>18-00</b>	-101939	2 3/8	1 - 3 7/8	1.5	29.5	15-00
<b>18-0</b>	-075599	2 3/4 - 5 7/8	2 - 4 3/8	3	29.5	15-0, 17-0
<b>18-1</b>	-075674	4 7/8 - 7 7/8	2 3/8 - 5 7/8	5.5	51.5	15-1, 17-1
<b>18-2</b>	-075759	4 7/8 - 9 7/8	2 3/8 - 7 7/8	7.5	88.5	15-2, 17-2
<b>18-3</b>	-005961	5 5/8 - 11 7/8	3 3/16 - 11 7/8	11	206.5	15-3, 17-3
<b>18-4</b>	-006043	5 1/4 - 13 3/4	4 3/4 - 15	16.5	1.5	15-4
<b>18-5</b>	-075834	8 7/8 - 15 3/4	5 7/8 - 17 3/8	22	68.5	15-5

**Hydraulic pulling device(including mechanical pressure screw)**

**ST**

**18-B**







**Description**

- For use with series 15 and 17 separators.
- Hydraulic spindle and mechanical pressure screw.
- Milled thread treated with special coating.

**Advantage**

- Easy and even pulling for particularly tight parts.
- Ultimate stability when removing, as the separator and pulling device are screwed firmly together.
- Almost all components available as replacement parts, time-saving order process thanks to numbering system.

Art.-No.		 inch	 inch	 US t	mit with	
<b>18-2-B</b>	-885723	4 7/8 - 9 7/8	2 3/8 - 7 7/8	7.5	8-01	15-2, 17-2
<b>18-3-B</b>	-885730	5 5/8 - 11 7/8	3 3/16 - 11 7/8	11	8-02	15-3, 17-3
<b>18-4-B</b>	-885747	5 1/4 - 13 3/4	4 3/4 - 15	16.5	8-1-B	15-4
<b>18-5-B</b>	-885754	8 7/8 - 15 3/4	5 7/8 - 17 3/8	22	8-2-M	15-5

**2 Extensions for pulling devices (pair)**

**ST**

**19**





**Description**

- For increasing the reach of the series 18 pulling device.

**Advantage**

- As a spare part or supplement to the KUKKO pulling device.

Art.-No.		 L inch	
<b>19-2-P</b>	-170041	3 7/8	18-2
<b>19-3-P</b>	-170126	3 7/8	18-3, 18-3-B
<b>19-4-P</b>	-168321	7 7/8	18-4, 18-4-B
<b>19-5-P</b>	-152306	7 7/8	18-5, 18-5-B
<b>19-1-P</b>	-169984	3 7/8	18-0, 18-1
<b>19-00-P</b>	-120510	3 3/4	18-00




**Screw adapters (pair)**

ST

For extracting and removing parts with threads (dowel-pins, parallel-keys, bolts, etc.) for use with series 18.

# 18-A



**Description**

- For removing parts with threaded holes.
- Using the screw adapter in combination with a series 18 separator.

**Advantage**

- Almost all components available as replacement parts, time-saving order process thanks to numbering system.

Art.-No.					Inhalt content
18-003A	-788406	M3	M10	18-0, 18-1	Paar / pair
18-004A	-337383	M4	M10	18-0, 18-1	Paar / pair
18-005A	-337468	M5	M10	18-0, 18-1	Paar / pair
18-006A	-337536	M6	M10	18-0, 18-1	Paar / pair
18-008A	-337611	M8	M10	18-0, 18-1	Paar / pair
18-010A	-337796	M10	M10	18-0, 18-1	Paar / pair
18-012A	-337871	M12	M10	18-0, 18-1	Paar / pair
18-016A	-788574	M16	M10	18-0, 18-1	Paar / pair
18-208A	-337956	M8	M14x1,5	18-2	Paar / pair
18-210A	-338113	M10	M14x1,5	18-2	Paar / pair
18-212A	-338298	M12	M14x1,5	18-2	Paar / pair
18-214A	-338373	M14	M14x1,5	18-2	Paar / pair
18-216A	-338458	M16	M14x1,5	18-2	Paar / pair
18-218A	-338526	M18	M14x1,5	18-2	Paar / pair
18-314A	-338601	M14	M18x1,5	18-3	Paar / pair
18-316A	-338786	M16	M18x1,5	18-3	Paar / pair
18-318A	-338861	M18	M18x1,5	18-3	Paar / pair
18-320A	-338946	M20	M18x1,5	18-3	Paar / pair
18-322A	-339028	M22	M18x1,5	18-3	Paar / pair
18-324A	-339103	M24	M18x1,5	18-3	Paar / pair

03

**Set of screw adapters**

ST

For extracting and removing parts with threads (dowel-pins, parallel-keys, bolts, etc.) for use with series 18.

# 18-AS



**Description**

- For removing parts with threaded holes.
- Using the screw adapter in combination with a series 18 separator.

**Advantage**

- Almost all components available as replacement parts, time-saving order process thanks to numbering system.

Art.-No.					Inhalt content
18-0-AS	-337048	M4-M5-M6-M8-M10-M12	M10	18-0, 18-1	Set
18-2-AS	-337123	M8-M10-M12-M14-M16-M18	M14x1,5	18-2	Set
18-3-AS	-337208	M14-M16-M18-M20-M22-M24	M18x1,5	18-3	Set



15 + 18  
15 + 18-B

17 + 18  
17 + 18-B

18-A/18-AS + 18  
18-A/18-AS + 18-B





- For removal of ball bearings of any type, which are inside a casing and on a shaft at the same time.
- To remove grooved ball bearings without causing damage and without having to dismantle the shaft.
- Non-contact, gentle removal of ball bearings, in combination with a slide hammer, if support on a shaft is not possible.





# Ball Bearing Removal and Fitting

Kugellager Aus- & Einbau

## 04

Selection of the right bearing puller.....**96**

Ball bearing removal.....**98**

Ball bearing fitting.....**102**

Accessories for ball bearing removal  
and fitting.....**103**


04



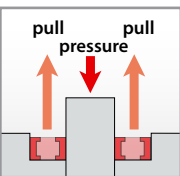




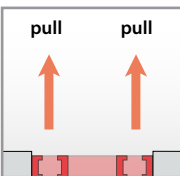
## Selection of the right ball bearing extractor




**The ball bearing is in a housing and on a shaft at the same time.**



**The ball bearing is inside a casing, but has no shaft for support.**




### 1st step: What is the ISO number of the ball bearing?

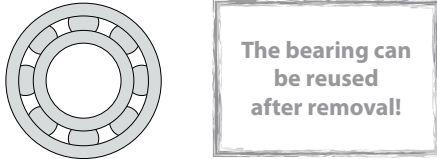


### 2nd step: Reusing of the ball bearing

**2 (a)**



**2 (b)**



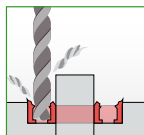
### 3rd step: Choice of the right ball bearing puller

**3 (a) The bearing is replaced**

**Series 69**

The cage of the damaged ball bearing needs to be drilled so that the hemispheres of the pulling parts can be screwed in.

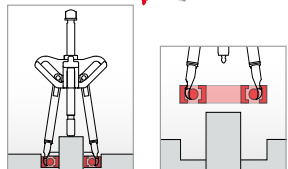
- There arise drilling chips



**Series 70 „Pullpo“**

Pulling jaws specifically developed for precise mounting in bearing tracks for optimal support and better extension force.

- No chips are produced

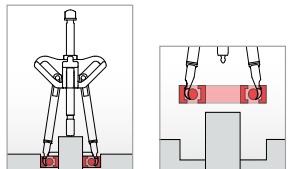


**3 (b) The bearing can be used again**

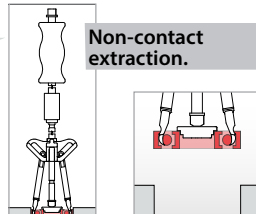
**Series 70 „Pullpo“**

With this puller, grooved ball bearings that are simultaneously located on a shaft and in a casing can be quickly and easily removed. Grooved ball bearings that are located in a casing but have no shaft for support can be removed using an additional impact hammer. Pulling jaws specifically developed for precise mounting in bearing tracks for optimal support and better extension force.

- No chips are produced



**Non-contact extraction.**





**TIP!**

For an especially reliable fit of the ball bearing onto the shaft, we recommend our inductive ball bearing heater, T-AW. The ball bearing is heated, mounted on the shaft, and as it cools, is firmly pressed to the shaft.



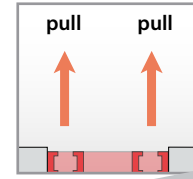
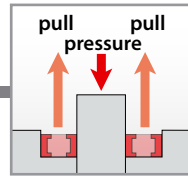




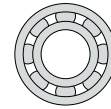
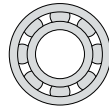
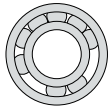
# Ball bearing removal and fitting

The ball bearing is in a housing and on a shaft at the same time.

The ball bearing is inside a casing, but has no shaft for support.



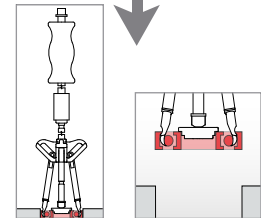
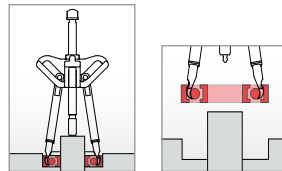
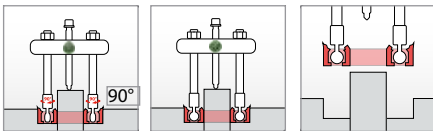

Non-contact extraction.



The bearing must be replaced after removal!

The bearing can be reused after removal!

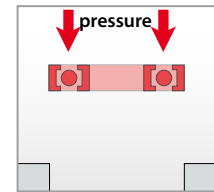
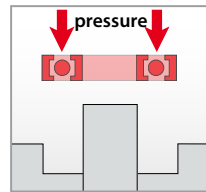
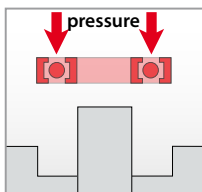
The bearing can be reused after removal!



new bearing

new or used bearing

new or used bearing



**Workshop model heavy duty**

steel

kg 8,3

**71**

**Workshop model heavy duty, short model**

steel

kg 2,5

**71-K**

**Outdoor installation set light duty**

kg 6,3

**71-L**



## Ball bearing puller „Pullpo“

To remove grooved ball bearings without causing damage and without having to dismantle the shaft.



# PULLPO

quick retooling

color marked hooks

SWITCHCLIMS  
TECHNOLOGY

Non-contact, gentle removal of ball bearings, in combination with a slide hammer, if support on a shaft is not possible.

Contactless to the housing!

Self-tensioning hooks



**Cross beam**

Special cross-beam form ensures spread adjustment of the pulling jaws.

**Adjusting**

Mount the jaws by turning them 90°.

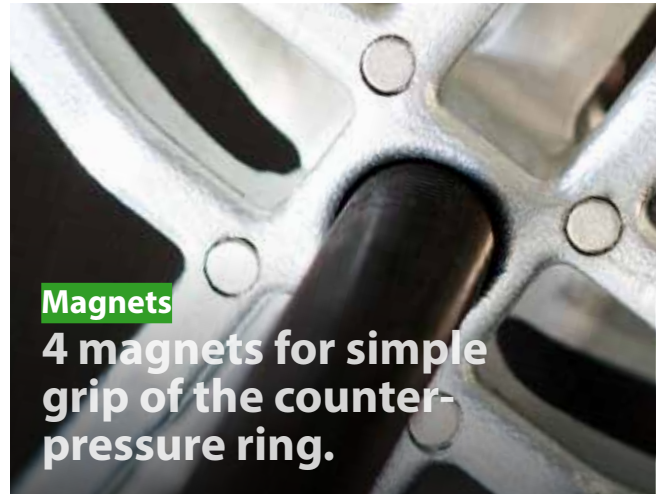


04



**Spindle head rounding**

Can be used in combination with the slide hammer as a spindle top.



**Magnets**

4 magnets for simple grip of the counter-pressure ring.

**Color coding**

Quick, secure selection of the pulling jaws through color coding.

**Counter-pressure ring**

Ball bearing extraction without contact to the casing.







**„PULLPO“ ball bearing puller sets**


**ST**

To remove grooved ball bearings without causing damage and without having to dismantle the shaft.

**K-70**



K-70-C



**Description**

- With this puller, grooved ball bearings that are simultaneously located on a shaft and in a casing can be quickly and easily removed.
- Puller is self-tensioning and easy to handle.
- Special cross-beam design ensures spread adjustment of the pulling jaws.
- Pulling jaws specifically developed for precise mounting in bearing tracks for optimal support and better extension force.
- Pulling jaws made of two parts. Dowel pin is hammered into the upper end of the jaw.

**Advantage**

- Puller is self-tensioning and easy to handle.
- Simple, self-explanatory use with a small number of individual components.
- Magnets under the cross-beam ensure simple mounting of the support rings on the ball bearing.
- Simple mounting of the pulling jaws with 90° rotation in the cross-beam.
- The special cross-beam design ensures secure retention of the the part to be removed by the pulling jaws thanks to the spread adjuster.

Art.-No.		inch	ISO	pcs.	X pcs.	J <sup>x</sup>	J inch	St. pcs.	
<b>K-70-A</b>	-058851	3/8 - 1 3/16	6000-6006; 6200-6205; 6300-6304	7	3	6	2 3/4	18	i-Boxx
<b>K-70-B</b>	-058868	5/8 - 3 7/8	6007-6020; 6206-6212; 6305-6311; 6403-6408	7	4	8	6 3/16	21	i-Boxx
<b>K-70-C</b>	-019999	3/8 - 3 7/8	6000-6020; 6200-6212; 6300-6311; 6403-6408	13	7	14	2 3/4; 6 3/16	38	L-Boxx

**Ball bearing puller „PULLPO“**

**ST**

To remove grooved ball bearings without causing damage and without having to dismantle the shaft.

**70-0**



70-01



70-02

**Description**

- Special cross-beam design ensures spread adjustment of the pulling jaws.
- Mechanical pressure spindle.
- Milled thread treated with special coating.

**Advantage**

- The special cross-beam design ensures secure retention of the the part to be removed by the pulling jaws thanks to the spread adjuster.
- 4 magnets for simple grip of the counter-pressure ring.
- Secure, form-fitting connection of the pulling jaws with the cross-beam.
- Spindle head band prevents the wrench from slipping off.
- Almost all components available as replacement parts, time-saving order process thanks to numbering system.

Art.-No.			Stück pieces
<b>70-01</b>	-908972	70-011, 70-012	2
<b>70-02</b>	-909580	70-021, 70-022	2

**Pulling hook sets**

**ST**

To remove grooved ball bearings without causing damage and without having to dismantle the shaft.

**70-0**



70-021



70-022

**Description**

- Pulling jaws specifically developed for precise mounting in bearing tracks for optimal support and better extension force.
- Pulling jaws made of two parts. Dowel pin is hammered into the upper end of the jaw.
- The proven KUKKO claw in a newly developed, modern jaw design.
- The two pulling jaw versions are color-coded for easier distinction.
- The pulling jaws are tempered for a long service life.

**Advantage**

- Simple mounting of the pulling jaws with 90° rotation in the cross-beam.
- Only two pulling jaw types required.
- Machined, lateral jaw surfaces ensure optimal jaw alignment with the cross-beam.
- Secure, form-fitting connection of the pulling jaws with the cross-beam.

Art.-No.		ISO	J <sup>x</sup>	X pcs.
<b>70-011</b>	-909184	6000-6004; 6200-6202; 6301	3	3
<b>70-012</b>	-909368	6005-6006; 6203-6205; 6300; 6302-6304	3	6
<b>70-021</b>	-909597	6007-6013; 6206; 6210; 6211; 6306; 6307	4	5
<b>70-022</b>	-909603	6014-6020; 6207-6209; 6212; 6305; 6308-6311; 6403-6408	4	7



## Ball bearing extractor sets for deep-groove ball bearings

ST

To remove grooved ball bearings without causing damage and without having to dismantle the shaft.

70






### Description

- With these pulling devices, grooved ball bearings that are located in the same casing and on one shaft can be quickly and easily removed.
- Quick and secure selection thanks to markings on the pulling hooks.
- Ball bearing puller.
- Pulling hook sets.
- Support rings.

### Advantage

- Pulling hook developed specifically for precise installation in the bearing's tracks for ideal level of support and better extension force.
- Spindle head band prevents the wrench from slipping off.
- Almost all components available as replacement parts, time-saving order process thanks to numbering system.
- Practical package for universal use.
- Complete easy-to-manage package.


Art.-No.			 inch	Stück pieces	
<b>70-B</b>	-320866	6014-6021; 6213-6222; 6312-6317; 6409-6415	8 1/2 - 11 3/8	47	L-Boxx

## Ball bearing extractors and pulling arm sets

ST

To remove grooved ball bearings without causing damage and without having to dismantle the shaft.

70







### Description

- Mechanical pressure screw.
- Milled thread treated with special coating.
- Pulling hooks.

### Advantage

- Pulling hook developed specifically for precise installation in the bearing's tracks for ideal level of support and better extension force.
- Quick and secure selection thanks to markings on the pulling hooks.
- Almost all components available as replacement parts, time-saving order process thanks to numbering system.

Art.-No.			 inch	 pcs.	
<b>70-4</b>	-316418	6014-6020 6213-6222 6312-6317 6410-6415	-	-	70-4730, 70-4731, 70-4733, 70-4734
<b>70-4730</b>	-320453	6014-6017	8 1/2	4	70-4
<b>70-4731</b>	-320521	6018-6020; 6213-6213	8 1/2	6	70-4
<b>70-4733</b>	-320781	6216-6222; 6312-6317; 6410-6415	11 3/8	19	70-4
<b>70-4734</b>	-320606	6021; 6409	11 3/8	1	70-4

## Ball bearing extractor sets „Universal“

ST

For removing grooved ball bearings without having to dismantle the shaft.

69






### Description

- With these pulling devices, ball bearings of all types that are located in the same time in a casing and on a shaft can be quickly and easily removed. To this end, the ball bearing cage must be destroyed.
- Quick and secure selection thanks to markings on the bearing adapters.
- Mechanical pressure screw.
- Milled thread treated with special coating.
- Instructions and conversion table in the cover.

### Advantage

- The tight fit of the bearing adapter facilitates secure removal by placing an even load on the inner and outer bearing rings.
- Practical package for universal use.
- Complete easy-to-manage package.
- Almost all components available as replacement parts, time-saving order process thanks to numbering system.

Art.-No.		 inch		Stück pieces	
<b>69-A</b>	-781391	3/4 - 4 3/8	6004-6013; 6201-6206; 6300-6305	7	L-Boxx MINI
<b>69-B</b>	-781476	1 5/8 - 4 3/8	6011-6020; 6206-6212; 6305-6309; 6403-6407	7	L-Boxx MINI
<b>69-C</b>	-781544	2 1/4 - 9 3/8	6021-6032; 6213-6230; 6310-6321; 6406-6417	10	L-Boxx

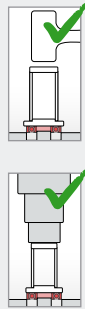


### Bearing fitting tool kit made of steel, heavy duty

ST

For bearing installation with a hydraulic press or hammer.

# 71









#### Description

- For mobile use, we recommend Series 71-L.
- 33 impact rings made of extra strong steel.
- 5 strike pipes made of extra strong steel.
- 1 dead blow hammer.
- Instructions and conversion table in the cover.

#### Advantage

- The combination of impact ring and impact sleeve required for the installation of the ball bearing can be found in the table inside the case cover.
- The axes, bearing casings and gaskets of the bearing will not be damaged.
- With the combination of the impact ring and the impact pipe, the installation forces are never directed through the rolling elements of the bearing.
- Almost all components available as replacement parts, time-saving order process thanks to numbering system.
- Complete easy-to-manage package.

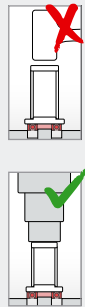
Art.-No.		 inch	 pcs.	 inch	 inch	 pcs.	Stück pieces	
71	-314841	3/8 - 2	5	19/32; 25/32; 1 3/16; 1 9/16; 2 5/32	8 7/8	33	39	L-Boxx

### Bearing fitting tool kit made of steel, heavy duty

ST

For bearing installation with a hydraulic press.

# 71-K









#### Description

- 15 impact rings made of extra strong steel.
- 3 strike pipes made of extra strong steel.
- For mobile use, we recommend Series 71-L.
- Instructions and conversion table in the cover.
- Secure storage in special foam.

#### Advantage

- The combination of impact ring and impact sleeve required for the installation of the ball bearing can be found in the table inside the case cover.
- The axes, bearing casings and gaskets of the bearing will not be damaged.
- With the combination of the impact ring and the impact pipe, the installation forces are never directed through the rolling elements of the bearing.
- Complete easy-to-manage package.

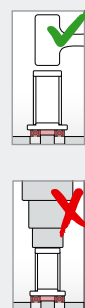
Art.-No.		 inch	 pcs.	 inch	 inch	 pcs.	Stück pieces	
71-K	-403071	3/8 - 1	3	19/32; 25/32; 1 3/16	3 1/32	15	18	Plastic

### Bearing fitting tool kit, light outdoor installation set

ST

For quick, precise and secure installation of bearings and seals.

# 71-L









#### Description

- 33 impact rings made of extremely shockproof plastic.
- 3 strike pipes made of anodized aluminum.
- 1 dead blow hammer.
- Instructions and conversion table in the cover.
- Secure storage in special foam.

#### Advantage

- The combination of impact ring and impact sleeve required for the installation of the ball bearing can be found in the table inside the case cover.
- The axes, bearing casings and gaskets of the bearing will not be damaged.
- The impact rings have a rubber ring and ensure locking at the strike pipe.
- With the combination of the impact ring and the impact pipe, the installation forces are never directed through the rolling elements of the bearing.
- Almost all components available as replacement parts, time-saving order process thanks to numbering system.

Art.-No.		 inch	 pcs.	 inch	 inch	 pcs.	Stück pieces	
71-L	-782121	3/8 - 2	3	3/4; 1 1/4; 2	8 5/8	33	37	L-Boxx



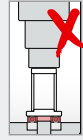


### Steering head bearing fitting tool kit

ST

For installation of steering head bearings on motorcycles.

# 71-M








#### Description

- Set is suitable for all motorcycles.
- The following are also included in the set: 1 sealing grip device for hoses.
- Specifically intended for the replacement of the steering head bearing.
- Instructions and conversion table in the cover.
- Secure storage in special foam.

#### Advantage

- The special shape of the impact ring allows for the power to be transmitted only to the internal ring during pressing or hammering of the tapered roller bearing.
- This means that the bearing cage will not be destroyed.
- The combination of impact ring and impact sleeve required for the installation of the ball bearing can be found in the table inside the case cover.
- The axes, bearing casings and gaskets of the bearing will not be damaged.
- The impact rings have a rubber ring and ensure locking at the strike pipes.

Art.-No.		 inch	 pcs.	 inch	 inch	 pcs.
71-M	-772788	1 - 1 3/8	1	1 1/4	14 3/16	4

04



### Pulling chuck for deep groove bearing inner races

ST


For pulling separable bearing inner races with a diameter of 5-32 mm on magnets, light machines, electric motors and small electrical machinery.

# 23



#### Description

- Mechanical pressure screw.
- Milled thread treated with special coating.

Art.-No.		 inch
23	-012631	3/16 - 1 1/4

### Seal disassembly tools

ST

Seal extractor for oil seals, axial shaft seals, sealing sleeves and other bearing seals.

# 222



222-S



222-U

#### Description

- Slide hammer with 2K Powergrip.
- Milled thread treated with special coating.
- Depending on space, the removal process can be performed with the 222-U universal release lever.

#### Advantage

- Quick and easy to use due to 2K-Powergrip
- The slide hammer can be combined with internal extractors and KUKKO screw adapters.

Art.-No.		 L inch	 inch
222-U	-777790	11 7/8	-
222-S	-018497	16 7/8	9 1/16

### Seal pulling set (radial shaft seal) in case

ST

For the extraction of radial shaft seal, oil seals, sealing sleeves, seals, bearing seals and shaft gaskets.

# K-222





#### Description

- Instructions on the cover.
- Secure storage in special foam.

#### Advantage

- Practical package for universal use.
- Almost all components available as replacement parts, time-saving order process thanks to numbering system.
- Complete easy-to-manage package.
- KUKKO-L-Boxx-System compatible with systems by all common manufacturers.

Art.-No.			Stück pieces	
K-222-1/7	-222757	222-100, 222-1, 222-U	7	L-Boxx



### Circlip pliers, external

ST

For assembling circlips on shafts.

# 728







#### Description

- Body of pliers and tips: Chrome vanadium steel, forged, oil-hardened.
- Non-slip, stable tips.
- Powerful design, forged.

#### Advantage

- Work comfortably in hard-to-reach places.
- Unimpeded view of work peaks.
- Easy access to covered retaining rings.

Art.-No.		 inch	 inch		
<b>728T-A0</b>	-139567	1/8 - 3/8	5 3/8	x	
<b>728T-A1</b>	-790546	3/8 - 1	5 3/8	x	
<b>728T-A2</b>	-790560	3/4 - 2 3/8	7 1/8	x	
<b>728T-A3</b>	-545764	1 5/8 - 3 7/8	8 7/8	x	
<b>728T-A4</b>	-790591	3 3/8 - 5 1/2	12 5/8	x	
<b>728T-A01</b>	-545757	1/8 - 3/8	5 3/8		x
<b>728T-A11</b>	-790553	3/8 - 1	5 3/8		x
<b>728T-A21</b>	-790577	3/4 - 2 3/8	7 1/8		x
<b>728T-A31</b>	-790584	1 5/8 - 3 7/8	8 7/8		x
<b>728T-A41</b>	-545771	3 3/8 - 5 1/2	12 5/8		x

### Circlip pliers, internal

ST

For assembling circlips on shafts.

# 729







#### Description

- Body of pliers and tips: Chrome vanadium steel, forged, oil-hardened.
- Non-slip, stable tips.
- Powerful design, forged.

#### Advantage

- Work comfortably in hard-to-reach places.
- Unimpeded view of work peaks.
- Easy access to covered retaining rings.

Art.-No.		 inch	 inch		
<b>729T-J0</b>	-139574	1/8 - 3/8	5 3/8	x	
<b>729T-J1</b>	-545788	3/8 - 1	5 3/8	x	
<b>729T-J2</b>	-545801	3/4 - 2 3/8	7 1/8	x	
<b>729T-J3</b>	-545825	1 5/8 - 3 7/8	8 7/8	x	
<b>729T-J4</b>	-545726	3 3/8 - 5 1/2	12 5/8	x	
<b>729T-J01</b>	-139581	1/8 - 3/8	5 3/8		x
<b>729T-J11</b>	-545795	3/8 - 1	5 3/8		x
<b>729T-J21</b>	-545818	3/4 - 2 3/8	7 1/8		x
<b>729T-J31</b>	-545832	1 5/8 - 3 7/8	8 7/8		x
<b>729T-J41</b>	-545849	3 3/8 - 5 1/2	12 5/8		x



**Circlip pliers service set**

**ST**

For fitting circlips on shafts and into bores.

**728**



**Description**

- Body of pliers and tips: Chrome vanadium steel, forged, oil-hardened.
- Non-slip, stable tips.
- Powerful design, forged.
- Secure storage in special foam.

**Advantage**

- Work comfortably in hard-to-reach places.
- Unimpeded view of work peaks.
- Easy access to covered retaining rings.
- Clean and convenient storage in the plastic case.

Art.-No.		inch				Stück pieces	
<b>728T729</b>	-647734	3/8 - 2 3/8	x	x	728T-A1, 728T-A2, 728T-A11, 728T-A21, 729T-J1, 729T-J2, 729T-J11, 729T-J21	8	Plastic

**04**



**Inductive heater**

**HY**

For universal use when heating bearings and other rotationally symmetrical workpieces.

**T-AW**



**Description**

- Quick, even and continuous heating of the workpiece.
- The bearings can be pulled vertically across the yoke (normal heating process).
- Turbo boost: double-quick heating process; the bearing is placed horizontally on the block.
- Individual settings provided by temperature and time programming.

**Advantage**

- Bearings are easier to mount if pre-heated.
- Only the workpiece is heated up.
- Always fits due to various yokes.
- The temperature can be monitored at all times with the integrated display.

Art.-No.		mm	mm	kg	°C	Volt
<b>T-AW-20</b>	-830976	20, 35, 60	215, 225, 290	15-40	0-240	110-230 V AC - 16 A - 50 Hz
<b>T-AW-40</b>	-831133	15, 20, 35, 60, 70	330, 345, 355, 360, 410	5-70	0-240	110-230 V AC - 16 A - 50 Hz



The KUKKO 800 modular system is a pull-apart system, which consists of single parts that can be put together individually from finished pullers or complete sets.



**ONE for ALL**

All pullers have the same hydraulic spindle and consist of easily exchangeable single parts that can be combined in many different ways.



**High pull-off force**

The short KUKKO hydraulic spindle means that little manual effort is required for maximum pulling performance. No additional drive tools are needed.



**Versatility**

The modular system allows for a large number of different pulling options.





# Series 800

Baureihe 800

## 05

Modular system 800.....	110
Series 800.....	112
Accessoires series 800.....	118
Series 13.....	120

05







**The KUKKO 800 modular system is a pull-apart system, which consists of single parts that can be put together individually from finished pullers or complete sets.**

**ONE for ALL**

All pullers have the same hydraulic spindle and consist of easily exchangeable single parts that can be combined in many different ways.


**High pull-off force**

The short KUKKO hydraulic spindle means that little manual effort is required for maximum pulling performance. No additional drive tools are needed.

**Versatility**

The modular system allows for a large number of different pulling options.

- All pulling tools in the 800 modular system only require one drive unit - the compact high performance spindle 800 or 801. With its favorable installation dimensions, it has frequently proven itself in toolmaking and many other areas as a force-generating component and problem solver. The low-maintenance original KUKKO construction with the air trapping and slippage-free hydraulic system guarantees reliable use and high performance.
- Complete hydraulic pullers, individual parts and pre-assembled sets are available, from which a variety of pulling tools can be put together.
- The pullers, separators or internal extractors can be combined and used for all types of extraction jobs in the industrial and automotive sector.





### Assembly of the hydraulic puller



### Universal 2-jaw puller with short hydraulic spindle and self-centering jaws



### Universal 3-jaw puller with short hydraulic spindle and self-centering jaws



05





### Variants part Variants parts list, series 800

 800	 801	 820-225	 818-820	 Y-215-2	 Y-215-3	 Y-215-4	 818-250	 818-280	 818-021	
 844-001	 845-001	 844-020	 800-050	 800-100	 800-150	 3 7/8" 1" 844-100	 5 7/8" 1" 844-150	 9 7/8" 1" 844-200	 7 7/8" 1" 844-250	 9 7/8" 1" 844-251
 845-004										

## COMBINATION

<p>2 - 3 7/8" 3 7/8"</p> <b>845-1-B</b> consists of <table border="1"> <tr><td>1</td><td></td><td></td><td></td><td></td><td></td></tr> <tr><td></td><td></td><td>11</td><td>14</td><td>15</td><td></td></tr> <tr><td></td><td></td><td>18</td><td></td><td></td><td></td></tr> </table>	1								11	14	15				18				<p>3 - 5 7/8" 5 7/8"</p> <b>844-2-B</b> consists of <table border="1"> <tr><td>1</td><td></td><td></td><td></td><td></td><td></td></tr> <tr><td></td><td></td><td>11</td><td>14</td><td></td><td></td></tr> <tr><td>16</td><td></td><td>19</td><td></td><td></td><td></td></tr> </table>	1								11	14			16		19				<p>3 - 5 7/8" 5 7/8"</p> <b>845-2-B</b> consists of <table border="1"> <tr><td>1</td><td></td><td></td><td></td><td></td><td></td></tr> <tr><td></td><td></td><td>12</td><td>14</td><td></td><td></td></tr> <tr><td>16</td><td></td><td>19</td><td></td><td></td><td></td></tr> </table>	1								12	14			16		19				<p>3 - 5 7/8" 9 7/8"</p> <b>844-3-B</b> consists of <table border="1"> <tr><td>1</td><td></td><td></td><td></td><td></td><td></td></tr> <tr><td></td><td></td><td>11</td><td>14</td><td></td><td></td></tr> <tr><td></td><td>16</td><td></td><td>20</td><td></td><td></td></tr> </table>	1								11	14				16		20			<p>3 - 5 7/8" 9 7/8"</p> <b>845-3-B</b> consists of <table border="1"> <tr><td>1</td><td></td><td></td><td></td><td></td><td></td></tr> <tr><td></td><td></td><td>12</td><td>14</td><td></td><td></td></tr> <tr><td></td><td>17</td><td></td><td>20</td><td></td><td></td></tr> </table>	1								12	14				17		20			<p>3 7/8 - 7 7/8" 7 7/8"</p> <b>844-4-B</b> consists of <table border="1"> <tr><td>1</td><td></td><td></td><td></td><td></td><td></td></tr> <tr><td></td><td></td><td>11</td><td>14</td><td></td><td></td></tr> <tr><td></td><td>17</td><td></td><td>21</td><td></td><td></td></tr> </table>	1								11	14				17		21			<p>3 7/8 - 7 7/8" 7 7/8"</p> <b>845-4-B</b> consists of <table border="1"> <tr><td>1</td><td></td><td></td><td></td><td></td><td></td></tr> <tr><td></td><td></td><td>12</td><td>14</td><td></td><td></td></tr> <tr><td></td><td>17</td><td></td><td>21</td><td></td><td></td></tr> </table>	1								12	14				17		21			<p>5 1/8" - 9 7/8" 9 7/8"</p> <b>844-5-B</b> consists of <table border="1"> <tr><td>1</td><td></td><td></td><td></td><td></td><td></td></tr> <tr><td></td><td></td><td>11</td><td>14</td><td></td><td></td></tr> <tr><td></td><td>17</td><td></td><td></td><td></td><td>22</td></tr> </table>	1								11	14				17				22	<p>5 1/8" - 9 7/8" 9 7/8"</p> <b>845-5-B</b> consists of <table border="1"> <tr><td>1</td><td></td><td></td><td></td><td></td><td></td></tr> <tr><td></td><td></td><td>12</td><td>14</td><td></td><td></td></tr> <tr><td></td><td>17</td><td></td><td></td><td></td><td>22</td></tr> </table>	1								12	14				17				22
1																																																																																																																																																																										
		11	14	15																																																																																																																																																																						
		18																																																																																																																																																																								
1																																																																																																																																																																										
		11	14																																																																																																																																																																							
16		19																																																																																																																																																																								
1																																																																																																																																																																										
		12	14																																																																																																																																																																							
16		19																																																																																																																																																																								
1																																																																																																																																																																										
		11	14																																																																																																																																																																							
	16		20																																																																																																																																																																							
1																																																																																																																																																																										
		12	14																																																																																																																																																																							
	17		20																																																																																																																																																																							
1																																																																																																																																																																										
		11	14																																																																																																																																																																							
	17		21																																																																																																																																																																							
1																																																																																																																																																																										
		12	14																																																																																																																																																																							
	17		21																																																																																																																																																																							
1																																																																																																																																																																										
		11	14																																																																																																																																																																							
	17				22																																																																																																																																																																					
1																																																																																																																																																																										
		12	14																																																																																																																																																																							
	17				22																																																																																																																																																																					
<p>9 3/8" 11 1/32"</p> <b>818-0</b> consists of <table border="1"> <tr><td>1</td><td></td><td></td><td>4</td><td></td><td></td></tr> <tr><td></td><td></td><td>9</td><td></td><td></td><td></td></tr> <tr><td></td><td>17</td><td></td><td></td><td></td><td></td></tr> </table>	1			4					9					17					<p>8 7/8" 8 7/8"</p> <b>820-0</b> consists of <table border="1"> <tr><td>1</td><td></td><td>3</td><td></td><td></td><td></td></tr> <tr><td></td><td></td><td></td><td></td><td></td><td></td></tr> <tr><td></td><td>17</td><td></td><td></td><td></td><td></td></tr> </table>	1		3											17					<p>L 30 3/4" Ø 1 - 7 7/8"</p> <b>818-0 + Y-215-2 + Y-215-3 + Y-215-4</b> consists of <table border="1"> <tr><td>1</td><td></td><td></td><td>4</td><td>5</td><td>6</td><td>7</td></tr> <tr><td></td><td></td><td>9</td><td></td><td></td><td></td><td></td></tr> <tr><td></td><td>17</td><td></td><td></td><td></td><td></td><td></td></tr> </table>	1			4	5	6	7			9						17						<p>1 3/16 - 7 1/8"</p> <b>818-0 + 818-021</b> consists of <table border="1"> <tr><td>1</td><td></td><td></td><td>4</td><td></td><td></td></tr> <tr><td></td><td></td><td>9</td><td>10</td><td></td><td></td></tr> <tr><td></td><td>17</td><td></td><td></td><td></td><td></td></tr> </table>	1			4					9	10				17																																																																																																
1			4																																																																																																																																																																							
		9																																																																																																																																																																								
	17																																																																																																																																																																									
1		3																																																																																																																																																																								
	17																																																																																																																																																																									
1			4	5	6	7																																																																																																																																																																				
		9																																																																																																																																																																								
	17																																																																																																																																																																									
1			4																																																																																																																																																																							
		9	10																																																																																																																																																																							
	17																																																																																																																																																																									



## Pulling tools with 10 to hydraulic ram

<p><b>Art.-No. 818-100</b></p> <p>L 20 7/8"</p> <p>Ø 7/8 - 4 1/2"</p>		<p>set content: 10 parts</p> <table border="1"> <tr><td>1</td><td></td><td></td><td>4</td><td>5</td><td></td></tr> <tr><td>8</td><td>9</td><td></td><td></td><td></td><td>15</td></tr> <tr><td>16</td><td>17</td><td></td><td></td><td></td><td></td></tr> </table>	1			4	5		8	9				15	16	17					<p>818-0 + Y-215-2</p>						
1			4	5																							
8	9				15																						
16	17																										
<p><b>Art.-No. 818-150</b></p> <p>L 30 3/4"</p> <p>Ø 1 - 6 1/8"</p>		<p>set content: 12 parts</p> <table border="1"> <tr><td>1</td><td></td><td></td><td>4</td><td>6</td><td></td></tr> <tr><td>8</td><td>9</td><td></td><td></td><td></td><td>15</td></tr> <tr><td>16</td><td>17</td><td></td><td></td><td></td><td></td></tr> </table>	1			4	6		8	9				15	16	17					<p>818-0 + Y-215-3</p>						
1			4	6																							
8	9				15																						
16	17																										
<p><b>Art.-No. 818-215</b></p> <p>L 30 3/4"</p> <p>Ø 7/8 - 4 1/2"</p> <p>⌋ 8 7/8"</p> <p>⌋ 8 7/8"</p>		<p>set content: 16 parts</p> <table border="1"> <tr><td>1</td><td></td><td>3</td><td>4</td><td>5</td><td>6</td></tr> <tr><td>8</td><td>9</td><td>10</td><td></td><td></td><td>15</td></tr> <tr><td>16</td><td>17</td><td></td><td></td><td></td><td></td></tr> </table>	1		3	4	5	6	8	9	10			15	16	17					<p>818-0 + Y-215-2; Y-215-3</p> <p>818-0 + 818-021</p> <p>820-0</p>						
1		3	4	5	6																						
8	9	10			15																						
16	17																										
<p><b>Art.-No. 845-150</b></p> <p>⌋ 2 - 5 7/8"</p> <p>⌋ 3 7/8 - 5 7/8"</p>		<p>set content: 11 parts</p> <table border="1"> <tr><td>1</td><td></td><td></td><td></td><td></td><td></td></tr> <tr><td></td><td></td><td></td><td>11</td><td>13</td><td>15</td></tr> <tr><td>16</td><td></td><td>18</td><td>19</td><td></td><td></td></tr> </table>	1									11	13	15	16		18	19			<p>844-1-B</p> <p>844-2-B</p> <p>845-1-B</p> <p>845-2-B</p>						
1																											
			11	13	15																						
16		18	19																								
<p><b>Art.-No. 845-250</b></p> <p>⌋ 3 - 9 7/8"</p> <p>⌋ 9 7/8"</p>		<p>set content: 15 parts</p> <table border="1"> <tr><td>1</td><td></td><td></td><td></td><td></td><td></td></tr> <tr><td></td><td></td><td></td><td>11</td><td>13</td><td>15</td></tr> <tr><td>16</td><td>17</td><td></td><td>20</td><td>21</td><td>22</td></tr> </table>	1									11	13	15	16	17		20	21	22	<p>844-3-B</p> <p>844-4-B</p> <p>844-5-B</p> <p>845-3-B</p> <p>845-4-B</p> <p>845-5-B</p>						
1																											
			11	13	15																						
16	17		20	21	22																						
<p><b>Art.-No. 845-851</b></p> <p>⌋ 3 - 9 7/8"</p> <p>⌋ 3 7/8 - 9 7/8"</p>		<p>set content: 21 parts</p> <table border="1"> <tr><td>1</td><td></td><td></td><td></td><td></td><td></td></tr> <tr><td></td><td></td><td></td><td>11</td><td>13</td><td>15</td></tr> <tr><td>16</td><td>17</td><td>18</td><td>19</td><td>20</td><td>21</td></tr> <tr><td></td><td></td><td></td><td>22</td><td></td><td></td></tr> </table>	1									11	13	15	16	17	18	19	20	21				22			<p>844-1-B</p> <p>844-2-B</p> <p>844-3-B</p> <p>844-4-B</p> <p>844-5-B</p> <p>845-1-B</p> <p>845-2-B</p> <p>845-3-B</p> <p>845-4-B</p> <p>845-5-B</p>
1																											
			11	13	15																						
16	17	18	19	20	21																						
			22																								
<p><b>Art.-No. 845-855</b></p> <p>L 30 3/4"</p> <p>Ø 1 - 6 1/8"</p> <p>⌋ 2 - 9 7/8"</p> <p>⌋ 3 7/8 - 9 7/8"</p>		<p>set content: 29 parts</p> <table border="1"> <tr><td>1</td><td></td><td></td><td>4</td><td>6</td><td></td></tr> <tr><td>8</td><td>9</td><td></td><td>11</td><td>13</td><td>15</td></tr> <tr><td>16</td><td>17</td><td>18</td><td>19</td><td>20</td><td>21</td></tr> <tr><td></td><td></td><td></td><td>22</td><td></td><td></td></tr> </table>	1			4	6		8	9		11	13	15	16	17	18	19	20	21				22			<p>844-1-B</p> <p>844-2-B</p> <p>844-3-B</p> <p>844-4-B</p> <p>844-5-B</p> <p>845-1-B</p> <p>845-2-B</p> <p>845-3-B</p> <p>845-4-B</p> <p>845-5-B</p> <p>818-0 + Y-215-3</p>
1			4	6																							
8	9		11	13	15																						
16	17	18	19	20	21																						
			22																								
<p><b>Art.-No. 845-858</b></p> <p>L 30 3/4"</p> <p>Ø 1 - 6 1/8"</p> <p>⌋ 2 - 9 7/8"</p> <p>⌋ 3 7/8 - 9 7/8"</p> <p>⊙ 1 3/16 - 7 1/8"</p>		<p>set content: 30 parts</p> <table border="1"> <tr><td>1</td><td></td><td></td><td>4</td><td>6</td><td></td></tr> <tr><td>8</td><td>9</td><td>10</td><td>11</td><td>13</td><td>15</td></tr> <tr><td>16</td><td>17</td><td>18</td><td>19</td><td>20</td><td>21</td></tr> <tr><td></td><td></td><td></td><td>22</td><td></td><td></td></tr> </table>	1			4	6		8	9	10	11	13	15	16	17	18	19	20	21				22			<p>844-1-B</p> <p>844-2-B</p> <p>844-3-B</p> <p>844-4-B</p> <p>844-5-B</p> <p>845-1-B</p> <p>845-2-B</p> <p>845-3-B</p> <p>845-4-B</p> <p>845-5-B</p> <p>818-0 + Y-215-3</p> <p>818-0 + 818-021</p>
1			4	6																							
8	9	10	11	13	15																						
16	17	18	19	20	21																						
			22																								





### Universal 2-jaw puller with short hydraulic spindle and self-centering jaws

ST

For pulling particularly tight bearings, gears, discs, etc.

# 844



#### Description

- If there is adequate free space around the part to be removed, we recommend a 3-jaw puller series 845 for optimal force distribution.
- Series is built on a modular system.
- Pullers have the same hydraulic spindle.
- Easy-to-replace individual components that can be combined in a number of different ways.
- Standard pulling hook.

#### Advantage

- Available as complete hydraulic pullers, individual parts and sets.
- Little force required for a strong pulling performance.
- Piston functions on the axis and does not turn in the hydraulic spindle.
- Spindle extensions enable the unit to be adjusted quickly to a range of different requirements.
- Almost all components available as replacement parts, time-saving order process thanks to numbering system.


Art.-No.				J x	max. US t		mit with
		inch	inch			max. ft lb	
<b>844-1-B</b>	-031601	2 - 3 7/8	3 7/8	2	11	29.5	800
<b>844-2-B</b>	-031946	3 - 5 7/8	5 7/8	2	11	29.5	800
<b>844-3-B</b>	-032448	3 - 5 7/8	9 7/8	2	11	29.5	800
<b>844-4-B</b>	-076091	3 7/8 - 7 7/8	7 7/8	2	11	29.5	800
<b>844-5-B</b>	-032776	5 1/8 - 9 7/8	9 7/8	2	11	29.5	800

### Universal 3-jaw puller with short hydraulic spindle and self-centering jaws

ST

For pulling particularly tight bearings, gears, discs, etc.

# 845



#### Description

- Series is built on a modular system.
- Pullers have the same hydraulic spindle.
- Easy-to-replace individual components that can be combined in a number of different ways.
- Standard pulling hook.
- Two-arm design for space-saving operation.

#### Advantage

- Available as complete hydraulic pullers, individual parts and sets.
- Little force required for a strong pulling performance.
- Piston functions on the axis and does not turn in the hydraulic spindle.
- Spindle extensions enable the unit to be adjusted quickly to a range of different requirements.
- Almost all components available as replacement parts, time-saving order process thanks to numbering system.

Art.-No.				J x	max. US t		mit with
		inch	inch			max. ft lb	
<b>845-1-B</b>	-033278	2 - 3 7/8	3 7/8	3	11	29.5	800
<b>845-2-B</b>	-033438	3 - 5 7/8	5 7/8	3	11	29.5	800
<b>845-3-B</b>	-033681	3 - 5 7/8	9 7/8	3	11	29.5	800
<b>845-4-B</b>	-033841	3 7/8 - 7 7/8	7 7/8	3	11	29.5	800
<b>845-5-B</b>	-034008	5 1/8 - 9 7/8	9 7/8	3	11	29.5	800

### Spare parts for assembly 844/845

ST

# 844/845



844-100  
844-150  
844-200  
844-250  
844-251



844-000



845-000

#### Description

- Series is built on a modular system.
- Pullers have the same hydraulic spindle.
- Easy-to-replace individual components that can be combined in a number of different ways.

#### Advantage

- Available as complete hydraulic pullers, individual parts and sets.
- Little force required for a strong pulling performance.

Art.-No.		Bezeichnung description	
<b>844-000</b>	-031458	Cross-beam	844-1-B, 844-2-B, 844-3-B, 844-4-B, 844-5-B
<b>845-000</b>	-033018	Cross-beam	845-1-B, 845-2-B, 845-3-B, 845-4-B, 845-5-B
<b>844-020</b>	-135651	Thread sleeve	844-1-B, 844-2-B, 844-3-B, 844-4-B, 844-5-B, 845-1-B, 845-2-B, 845-3-B, 845-4-B, 845-5-B
<b>844-100</b>	-075919	Jaw: 3 7/8"	844-1-B, 845-1-B
<b>844-150</b>	-031861	Jaw: 5 7/8"	844-2-B, 845-2-B
<b>844-200</b>	-032363	Jaw: 9 7/8"	844-4-B, 845-4-B
<b>844-250</b>	-032103	Jaw: 7 7/8"	844-3-B, 845-3-B
<b>844-251</b>	-032691	Jaw: 9 7/8"	844-5-B, 845-5-B





### Hydraulic "4 Pullers" - Set with self-centering pulling jaws

ST

For removing bearings, gears, discs, etc.

# 845-150






#### Description

- Series is built on a modular system.
- Pullers have the same hydraulic spindle.
- Milled thread treated with special coating.
- Standard pulling hook.
- 2-jaw and 3-jaw combination cross beam

#### Advantage

- Little force required for a strong pulling performance.
- Piston functions on the axis and does not turn in the hydraulic spindle.
- Spindle extensions enable the unit to be adjusted quickly to a range of different requirements.
- Available as complete hydraulic pullers, individual parts and sets.
- Almost all components available as replacement parts, time-saving order process thanks to numbering system.

Art.-No.		 inch	 inch	J <sub>x</sub>	max. US t	Stück pieces	
845-150	-717871	2 - 5 7/8	3 7/8 - 5 7/8	2/3	11	11	L-Boxx

### Hydraulic "6 Pullers" - Set with self-centering pulling jaws

ST

For removing bearings, gears, discs, etc.

# 845-250






#### Description

- Series is built on a modular system.
- Pullers have the same hydraulic spindle.
- Milled thread treated with special coating.
- Standard pulling hook.
- 2-jaw and 3-jaw combination cross beam.

#### Advantage

- Little force required for a strong pulling performance.
- Piston functions on the axis and does not turn in the hydraulic spindle.
- Spindle extensions enable the unit to be adjusted quickly to a range of different requirements.
- Available as complete hydraulic pullers, individual parts and sets.
- Almost all components available as replacement parts, time-saving order process thanks to numbering system.

Art.-No.		 inch	 inch	J <sub>x</sub>	max. US t	Stück pieces	
845-250	-717956	3 - 9 7/8	9 7/8	2/3	11	15	L-Boxx

### Hydraulic "10 Pullers" - Set with self-centering pulling jaws

ST

For removing bearings, gears, discs, etc.

# 845-851






#### Description

- Series is built on a modular system.
- Pullers have the same hydraulic spindle.
- Milled thread treated with special coating.
- Standard pulling hook.
- Flexibility assured thanks to two-arm or three-arm design.

#### Advantage

- Little force required for a strong pulling performance.
- Piston functions on the axis and does not turn in the hydraulic spindle.
- Spindle extensions enable the unit to be adjusted quickly to a range of different requirements.
- Available as complete hydraulic pullers, individual parts and sets.
- Almost all components available as replacement parts, time-saving order process thanks to numbering system.

Art.-No.		 inch	 inch	J <sub>x</sub>	max. US t	Stück pieces	
845-851	-172854	2 - 9 7/8	3 7/8 - 9 7/8	2/3	11	21	Tanos Systemer

05





## Universal hydraulic puller set with separator

ST

For removing and separating bearings, gears, discs, etc.

# 845-855



### Description

- Series is built on a modular system.
- Pullers have the same hydraulic spindle.
- Milled thread treated with special coating.
- Standard pulling hook.
- Flexibility assured thanks to two-arm or three-arm design.

### Advantage

- Little force required for a strong pulling performance.
- Piston functions on the axis and does not turn in the hydraulic spindle.
- Spindle extensions enable the unit to be adjusted quickly to a range of different requirements.
- Available as complete hydraulic pullers, individual parts and sets.
- Almost all components available as replacement parts, time-saving order process thanks to numbering system.

Art.-No.		inch	inch	inch	inch	max. US t	Stück pieces	
<b>845-855</b>	-172939	2 - 9 7/8	3 7/8 - 9 7/8	11 1/32 -	1 - 6 1/8	11	29	Tanos Systemer

## Pulling device with hydraulic screw

ST

For universal application with pullers from series 800.

# 818-0



### Description

- Series is built on a modular system.
- Pullers have the same hydraulic spindle.
- Easy-to-replace individual components that can be combined in a number of different ways.
- Hydraulic spindle.
- Milled thread treated with special coating.

### Advantage

- Available as complete hydraulic pullers, individual parts and sets.
- Little force required for a strong pulling performance.
- Piston functions on the axis and does not turn in the hydraulic spindle.
- Spindle extensions enable the unit to be adjusted quickly to a range of different requirements.
- Almost all components available as replacement parts, time-saving order process thanks to numbering system.

Art.-No.		inch	inch	max. US t	max. ft lb	mit with
<b>818-0</b>	-173196	11 1/32	9 3/8	11	29.5	800

## Internal extractors

ST

For extracting inner bearings, bearing outer rings and bushings.

# 818-021



### Description

- Series is built on a modular system.

### Advantage

- Almost all components available as replacement parts, time-saving order process thanks to numbering system.

Art.-No.		inch	
<b>818-021</b>	-757969	1 3/16-7 1/8	818-0



**Hydraulic bearing puller set**

ST

For removing ball bearings, roller bearings, inner races and other tight parts if there is not enough space to use pulling hooks.

# 818-100






**Description**

- Series is built on a modular system.
- Pullers have the same hydraulic spindle.
- Milled thread treated with special coating.
- Easy-to-replace individual components that can be combined in a number of different ways.
- Instructions on the cover.

**Advantage**

- Little force required for a strong pulling performance.
- Piston functions on the axis and does not turn in the hydraulic spindle.
- Spindle extensions enable the unit to be adjusted quickly to a range of different requirements.
- Available as complete hydraulic pullers, individual parts and sets.
- Complete easy-to-manage package.

Art.-No.		 inch	 inch	max. US t		Stück pieces
<b>818-100</b>	-717611	11 1/32 - 20 7/8	7/8 - 4 1/2	11	L-Boxx	10

**Hydraulic bearing puller set**

ST

For removing ball bearings, roller bearings, inner races and other tight parts if there is not enough space to use pulling hooks.

# 818-150






**Description**

- Series is built on a modular system.
- Pullers have the same hydraulic spindle.
- Milled thread treated with special coating.
- Easy-to-replace individual components that can be combined in a number of different ways.
- Instructions on the cover.

**Advantage**

- Little force required for a strong pulling performance.
- Piston functions on the axis and does not turn in the hydraulic spindle.
- Spindle extensions enable the unit to be adjusted quickly to a range of different requirements.
- Available as complete hydraulic pullers, individual parts and sets.
- Complete easy-to-manage package.

Art.-No.		 inch	 inch	max. US t	Stück pieces	
<b>818-150</b>	-717796	11 1/32 - 30 3/4	1 - 6 1/8	11	12	L-Boxx

**Hydraulic bearing puller and extractor set**

ST

For extraction and internal extraction of ball bearings, roller bearings, inner races and other tight-fitting parts if there is not enough space to use pulling hooks.

# 818-215







**Description**

- Series is built on a modular system.
- Pullers have the same hydraulic spindle.
- Milled thread treated with special coating.
- Easy-to-replace individual components that can be combined in a number of different ways.
- Secure storage in special foam.

**Advantage**

- Little force required for a strong pulling performance.
- Piston functions on the axis and does not turn in the hydraulic spindle.
- Spindle extensions enable the unit to be adjusted quickly to a range of different requirements.
- Available as complete hydraulic pullers, individual parts and sets.
- Complete easy-to-manage package.

Art.-No.		 inch	 inch	 inch	max. US t	Stück pieces	
<b>818-215</b>	-173271	11 1/32 - 30 3/4	1 - 6 1/8	1 3/16 - 7 1/8	11	16	Tanos Systemer





## Universal hydraulic puller and extractor set with self-centering jaws with separator

ST

For removal, separation and internal extraction of bearings, gears, discs, etc.

# 845-858



### Description

- Series is built on a modular system.
- Pullers have the same hydraulic spindle.
- Milled thread treated with special coating.
- Standard pulling hook.
- Flexibility assured thanks to two-arm or three-arm design.

### Advantage

- Little force required for a strong pulling performance.
- Piston functions on the axis and does not turn in the hydraulic spindle.
- Spindle extensions enable the unit to be adjusted quickly to a range of different requirements.
- Available as complete hydraulic pullers, individual parts and sets.
- Almost all components available as replacement parts, time-saving order process thanks to numbering system.

Art.-No.							max. US t	Stück pieces	
<b>845-858</b>	-173011	2 - 9 7/8	3 7/8 - 9 7/8	11 1/32 - 30 3/4	1 - 6 1/8	1 3/16 - 7 1/8	11	30	Tanos Systemer

## 2-jaw puller with short hydraulic spindle

ST

For removing particularly tight gears, sprockets, ball bearings, etc.

# 20-H



### Description

- Grease hydraulics.
- Standard pulling hook.
- Parallel pulling hooks in every position, even with full load.
- Pulling hooks with infinitely variable adjustment on the cross-beam.
- Short hydraulic spindle.

### Advantage

- Little force required for a strong pulling performance.
- Piston functions on the axis and does not turn in the hydraulic spindle.
- Turning the pulling hooks enables them to be used both internally and externally.
- Suitable for pulling asymmetric workpieces.
- Spindle extensions enable the unit to be adjusted quickly to a range of different requirements.

Art.-No.					J <sub>x</sub>	max. US t	mit with
<b>20-3-H</b>	-786839	7 1/8 - 13 3/8	9 7/8	7 7/8	2	11	800
<b>20-30-H</b>	-786914	7 1/8 - 17 3/8	13 3/4	7 7/8	2	11	800

## 2-jaw puller with short hydraulic spindle

ST

For removing bearings, gears, discs, etc.

# 820



### Description

- Standard pulling hook.
- Pulling hooks with infinitely variable adjustment on the cross-beam.
- Two-arm design for space-saving operation.
- Parallel pulling hooks in every position, even with full load.
- Hydraulic spindle.

### Advantage

- Turning the pulling hooks enables them to be used both internally and externally.
- Available as complete hydraulic pullers, individual parts and sets.
- Little force required for a strong pulling performance.
- Piston functions on the axis and does not turn in the hydraulic spindle.
- Spindle extensions enable the unit to be adjusted quickly to a range of different requirements.

Art.-No.				J <sub>x</sub>	max. US t	 max. ft lb	mit with
<b>820-0</b>	-173684	8 7/8	8 7/8	2	11	29.5	800



## Universal press frame for silent bushings

ST

For replacing bearings on front and rear axles without dismantling the axle, e.g. silent bearings, hydraulic supports, plastic bearings, supporting joints, absorber rubber.

# 880



### Description

- Series is built on a modular system.
- Easy-to-replace individual components that can be combined in a number of different ways.
- Grease hydraulics.
- Hydraulic spindle.
- Milled thread treated with special coating.

### Advantage

- Pressure pad sets available for a variety of vehicle types.
- Little force required for a strong pulling performance.
- Piston functions on the axis and does not turn in the hydraulic spindle.
- Spindle extensions enable the unit to be adjusted quickly to a range of different requirements.
- Spindle head band prevents the wrench from slipping off.

Art.-No.		max. US t	mit with
<b>880-801</b>	-433696	16,5	801
<b>880-800</b>	-433689	11	800
<b>880-802</b>	-433702	22	802

05



## Series 13







## Short hydraulic spindles

ST

For pulling particularly tight bearings, gears, discs, etc.

# 800



800



801  
802  
804






### Description

- Series is built on a modular system.
- Pullers have the same hydraulic spindle.
- Easy-to-replace individual components that can be combined in a number of different ways.
- Grease hydraulics.
- Hydraulic spindle.

### Advantage

- Available as complete hydraulic pullers, individual parts and sets.
- Little force required for a strong pulling performance.
- Piston functions on the axis and does not turn in the hydraulic spindle.
- Spindle extensions enable the unit to be adjusted quickly to a range of different requirements.
- Spindle head band prevents the wrench from slipping off.



Art.-No.			 inch	max.	 max.
				US t	ft lb
<b>800</b>	-034343	W 1.1/2"-16(55°;16Gang)	3/8	11	29.5
<b>801</b>	-784446	W 1.1/2"-16(55°;16Gang)	3/8	16.5	51.5
<b>802</b>	-784514	M40x1,5	3/8	22	73.5
<b>804</b>	-456787	W 1.1/2"-16(55°;16Gang)	3/8	16.5	51.5
<b>800-ERS</b>	-244483	Wearing parts set			
<b>801-ERS</b>	-788086	Wearing parts set			
<b>802-ERS</b>	-788246	Wearing parts set			

## Spindle extension

ST

# 800



Art.-No.		 L	
		inch	
<b>800-050</b>	-031113	2	818-0, 820-0, 844, 845
<b>800-100</b>	-031298	3 7/8	818-0, 820-0, 844, 845
<b>800-150</b>	-031373	5 7/8	818-0, 820-0, 844, 845

## Mechanical pressure screw

ST

For pulling particularly tight bearings, gears, discs, etc.

# 800-626





### Description

- Pulling for particularly tight parts thanks to transfer of force.
- Mechanical pressure screw.
- Milled thread treated with special coating.

### Advantage

- Can be combined with various mechanical pulling devices from the KUKKO range.
- Almost all components available as replacement parts, time-saving order process thanks to numbering system.

Art.-No.			
		inch	
<b>800-626</b>	-969980	1 1/2-16	818-0, 820-0, 844-000, 845-000



Pulling bolts and extensions

ST

# 818




818-250



818-280

Advantage

- Almost all components available as replacement parts, time-saving order process thanks to numbering system.

Art.-No.		L inch	
818-250	-173356	9 7/8	818-0
818-280	-173431	9 7/8	818-0

Mechanical pressure screws

ST

For removing bearings, gears, discs, etc.

# 844-626





Description

- Mechanical pressure screw.
- Milled thread treated with special coating.

Advantage

- Easy and even pulling for particularly tight parts thanks to transfer of force.
- Can be combined with various mechanical pulling devices from the KUKKO range.
- Almost all components available as replacement parts, time-saving order process thanks to numbering system.

Art.-No.			
844-626	-032851	1.1/2"-16	818-0, 820-0, 844-000, 845-000

05





Series 13

**Long hydraulic spindles with handle**

**ST**

For use with pulling devices series 844, series 845 and series 13-HP.

# 8-HP






**Description**

- Series is built on a modular system.
- With the new KUKKO hydraulic spindles, it is now even easier to generate high pulling forces without having to apply a great deal of force.
- Three extension parts are included in the scope of delivery.
- Hydraulic spindle.

**Advantage**

- Clear reduction of dismantling times thanks to simple and fast handling.
- The hydraulic spindle can be combined with a number of pullers from the KUKKO range.
- No additional oil pumps required as the system is closed.
- Hydraulic spindle is protected by an overloading valve.
- The pump's lever arm can be rotated by 360°.

Art.-No.		 inch		max. US t	
<b>8-HP-100</b>	-101281	3 3/16	W 1.1/2"-16	11	818-0, 818-100, 818-150, 818-215, 820-0, 845-150, 845-250, 845-851, 845-855, 845-858, 880-801, 844-1-B, 844-2-B, 844-3-B, 844-4-B, 844-5-B, 845-1-B, 845-2-B, 845-3-B, 845-4-B, 845-5-B, 880-800, 880-802, 13-HP-100, 13-HP-180, 13-ME-180

**3-jaw bearing puller with self-centering pulling hook and long hydraulic spindle (with handle)**

**ST**

For pulling particularly tight ball bearings, roller bearings, etc.

# 13-HP





**Description**

- Series is built on a modular system.
- With the new KUKKO hydraulic spindles, it is now even easier to generate high pulling forces without having to apply a great deal of force.
- Three extension parts are included in the scope of delivery.
- Standard pulling hook.
- Hydraulic spindle.

**Advantage**

- Clear reduction of dismantling times thanks to simple and fast handling.
- The hydraulic spindle can be combined with a number of pullers from the KUKKO range.
- No additional oil pumps required as the system is closed.
- Hydraulic spindle is protected by an overloading valve.
- The pump's lever arm can be rotated by 360°.

Art.-No.		 inch	 inch	max. US t	mit with
<b>13-HP-100</b>	-101236	5 1/8 - 9 7/8	9 7/8	11	8-HP-100



**Pulling device with hydraulic spindle (with handle)**

ST

For gentle pulling for spherical roller bearings and angular roller bearings.

# 13-HP






**Description**

- The pulling device comes complete with hydraulic spindle, 50, 100 and 150 mm extension pieces, and centring pin.

**Advantage**

- Ultimate stability when pulling as the segments and pulling device are screwed firmly together.
- Almost all components available as replacement parts, time-saving order process thanks to numbering system.

Art.-No.		 inch	 inch	max. US t	
<b>13-HP-180</b>	-101250	9 5/8	3 3/16 - 11 1/32	11	13-TP-2, 13-TP-3

**Pulling device**

ST

For gentle pulling for spherical roller bearings and angular roller bearings.

# 13-ME






**Description**

- Comes with mechanical pressure spindle and centring piece.

**Advantage**

- Ultimate stability when pulling as the segments and pulling device are screwed firmly together.
- Almost all components available as replacement parts, time-saving order process thanks to numbering system.

Art.-No.		 inch	 inch	
<b>13-ME-180</b>	-101922	9 5/8	3 3/16 - 11 1/32	13-TP-2, 13-TP-3

05



**Seperators with 3 segments**

ST








For gentle pulling for spherical roller bearings and angular roller bearings.

# 13-TP



**Advantage**

- Segments are arranged on the inner race behind the bearing and therefore grip the entire bearing to ensure that the force is applied evenly.
- The force-fit arrangement of the separators on the inner ring protect the bearing against damage during removal; pulling forces are not transferred to the outer ring or rolling elements.
- The even transfer of force on the inner race prevents the bearing ring from bending or warping when pulling.

Art.-No.		 inch						
<b>13-TP-1</b>	-101823	3/16 - 2	21304-22310	C 2205-C 2210	61801-6410	-	-	30-10
<b>13-TP-2</b>	-101830	1 - 3 7/8	22205-22320	C 2205-C 2320	61805-6320	BT2B 332759-617335	NN 4920-NN 4120	13-HP-180, 13-ME-180
<b>13-TP-3</b>	-101847	2 - 6 3/8	22211-23232	C 2211-C 3232	61811-6232	BT2B 332759-BT2B 332758	NN 4920-NUU4132	13-HP-180, 13-ME-180



For splitting tight or over-twisted nuts without damaging the bolt thread.







# Nut splitting

## Muttersprengen

---

### 06

Double-edged, mechanic nut splitters.....**124**

Single-edged, mechanical nut splitters.....**124**

Single-edged, grease hydraulic  
nut splitters.....**125**

Pump hydraulic nut splitter, in case.....**125**



**Double-edged, mechanic nut splitters****ST**





Double-edged models exerting twice the normal splitting force on irretrievable nuts in quality classes 5, 6 and 8.

**54****Description**

- Two hardened chisel cutting edges.
- Turn the chisel gently back in the other direction by pull back.
- Gently turn the chisel in the other direction by pulling back.

**Advantage**

- One operation through double cutting action.
- Splitting nuts can be done without damaging the threaded bolt.
- The nut splitter's band provides additional support when turning the chisel back.
- Chisel available as a replacement part, time-saving order process thanks to numbering system.

Art.-No.		 inch	 M	 inch	 inch
<b>54-2</b>	-170614	3/8-1 1/16	6 -18	5/8	9 1/4
<b>54-3</b>	-170799	3/4-1 3/8	12 -24	5/8	5 1/4
<b>54-2-M</b>	-253041	Ersatzmeißel / Replacement chisel			
<b>54-3-M</b>	-253126	Ersatzmeißel / Replacement chisel			

**Mechanical nut splitter set****HY**






Double-edged models exerting twice the normal splitting force on irretrievable nuts in quality classes 5, 6 and 8.

**K-54-B****Description**

- For splitting nuts size 3/8 -1 3/8 inch.
- Two hardened chisel cutting edges.
- Gently turn the chisel in the other direction by pulling back.
- Set includes replacement chisel.
- Including 2 ring spanners for operating the nut splitter.

**Advantage**

- One operation through double cutting action.
- Splitting nuts can be done without damaging the threaded bolt.
- The nut splitter's band provides additional support when turning the chisel back.
- Practical package for universal use.
- Complete easy-to-manage package.

Art.-No.		 inch	 inch	 inch		Stück pieces	
<b>K-54-B</b>	-019531	3/8-1 3/8	5/8	4 1/4; 5 1/4	54-2, 54-3, 54-2-M, 54-3-M, 1007-17, 1007-19	6	L-Boxx MINI

**Single-edged, mechanical nut splitters****ST**




For splitting tight or over-twisted nuts without damaging the bolt thread of quality grades 6.

**55****Description**

- Hardened chisel cutting edge.
- Turn the chisel gently back in the other direction by pull back.

**Advantage**

- The nut splitter's band provides additional support when turning the chisel back.
- Chisel available as a replacement part, time-saving order process thanks to numbering system.

Art.-No.		 inch	 inch	 inch
<b>55-0</b>	-019906	3/16-3/8	3/8	2 1/4
<b>55-1</b>	-020063	3/8-3/4	3/16	3 3/16
<b>55-2</b>	-020148	3/4-1 1/16	5/8	4 1/8
<b>55-3</b>	-020223	1 1/16-1 3/8	5/8	4 7/8
<b>55-4</b>	-020308	1 1/4-2	1	8
<b>55-0-M</b>	-252549	Ersatzmeißel / Replacement chisel		
<b>55-1-M</b>	-252624	Ersatzmeißel / Replacement chisel		
<b>55-2-M</b>	-252709	Ersatzmeißel / Replacement chisel		
<b>55-3-M</b>	-252884	Ersatzmeißel / Replacement chisel		
<b>55-4-M</b>	-252969	Ersatzmeißel / Replacement chisel		



**Single-edged, grease hydraulic nut splitters**

ST

For splitting particularly large tight or over-twisted nuts without damaging the bolt thread of quality grades 5, 6, 8 and 10.

56



56-1



56-2



56-3






**Description**

- Very sharp cutting through facet cut.
- Hardened chisel cutting edge.

**Advantage**

- Due to the hydraulics, only a little force is needed.
- Chisel available as a replacement part, time-saving order process thanks to numbering system.

Art.-No.		 inch	 inch	 inch	max. US t	max. ft lb	Preisliste Ersatzteil
56-1	-020483	1/4-7/8	3/4	6 5/8	0	44	56-1-M
56-2	-020551	7/8-1 3/8	1 3/16	10	0	51.5	56-2-M
56-3	-111501	1 1/16-1 3/8	1 1/2	8 1/4	23	6.5	56-3-M

**Pump-driven hydraulic nut splitter in a case**

HY

For use in commercial vehicles, the pipe industry, tank cleaning, the petrochemical industry, steel construction, mining, etc.

Y-57






**Description**

- Hydraulic, single-acting with spring return.
- Compact ergonomic construction.
- Easy handling.

**Advantage**

- Unique slanting head for use on flat surfaces.
- Faster spring removal.
- Almost all components available as replacement parts, time-saving order process thanks to numbering system.

Art.-No.		 inch	 M	
Y-57-10	-123559	3/8-3/4	M6 - M12	i-Boxx
Y-57-19	-123566	3/4-1	M12 - M16	i-Boxx
Y-57-24	-870675	7/8-1 1/4	M16 - M22	L-Boxx
Y-57-32	-870682	1 1/4-1 5/8	M22 - M27	L-Boxx
Y-57-41	-870699	1 5/8-2 1/16	M27 - M33	L-Boxx
Y-57-50	-870705	5 1/16-2 3/8	M33 - M39	Metall / Metal
Y-57-60	-870712	2 3/8-3	M39 - M48	Metall / Metal
Y-5724M	-803741	Ersatzmeißel / Replacement chisel		
Y-5732M	-803826	Ersatzmeißel / Replacement chisel		
Y-5741M	-803901	Ersatzmeißel / Replacement chisel		
Y-5750M	-804083	Ersatzmeißel / Replacement chisel		
Y-5760M	-804168	Ersatzmeißel / Replacement chisel		
Y-5719M	-058738	Ersatzmeißel / Replacement chisel		
Y-5710M	-058721	Ersatzmeißel / Replacement chisel		

**TIP:**



A hydraulic pump (YHP-320) with a hose (YF-200) is required to drive the tool. **Not included in delivery.**

06





Special tools for the automotive and truck sector.





# Ball joint extractors

## Kugelgelenk-Ausdrücker

---

### 07

Ball joint extractor guide.....	<b>128</b>
Ball joint extractors.....	<b>130</b>
Pressure piece kit for universal press frame...	<b>137</b>
Pin drive.....	<b>137</b>

07

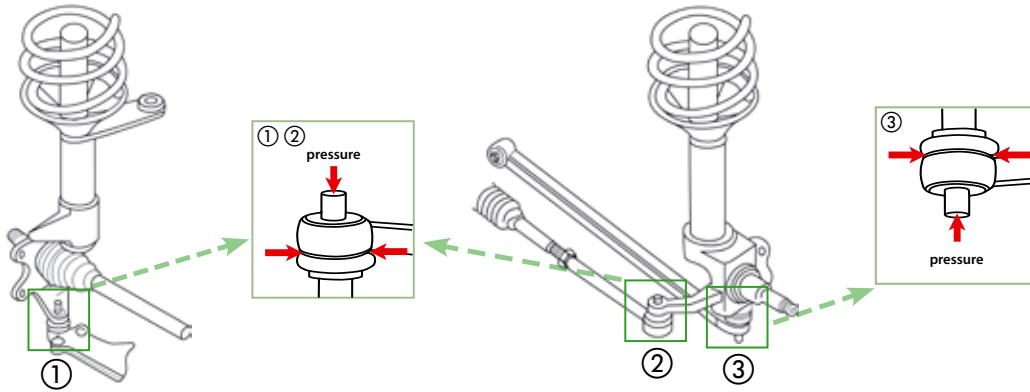




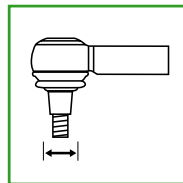


## Choice of the correct ball joint puller / extractor

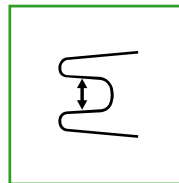
### 1st step: What is the installation situation?



### 2nd step: How big is the ball joint?



=



**TIP:**  
It is simplest to measure the thread on the new ball joint to be replaced.

### 3rd step: Choice of the ball joint extractor type

#### Series 135

①



②

③



3/4 - 1 3/4 inch

- Simple, economical method
- For tight spaces
- Hammer required
- Possibility of damage to the rubber cuff

#### Series 128

②

③



3/4 - 1 1/8 inch

#### Series 129

①

②

③

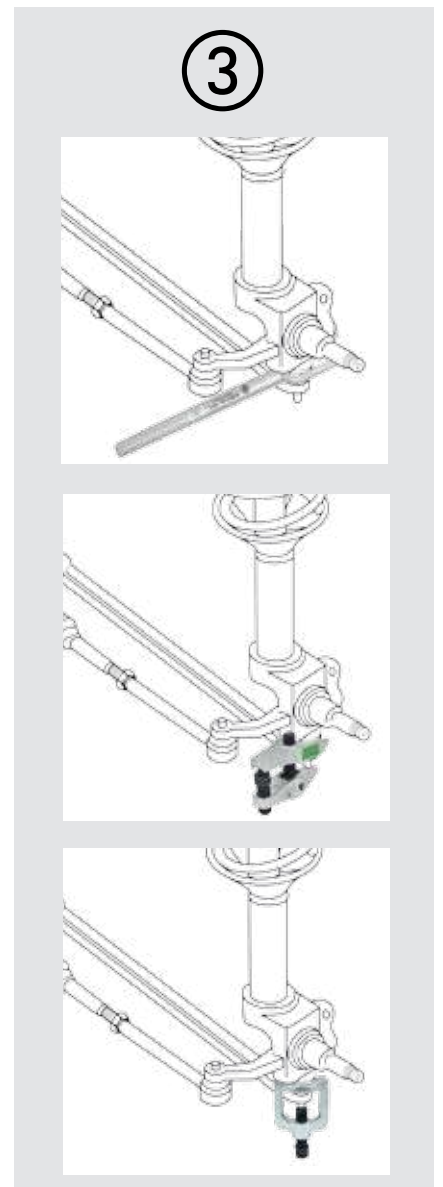
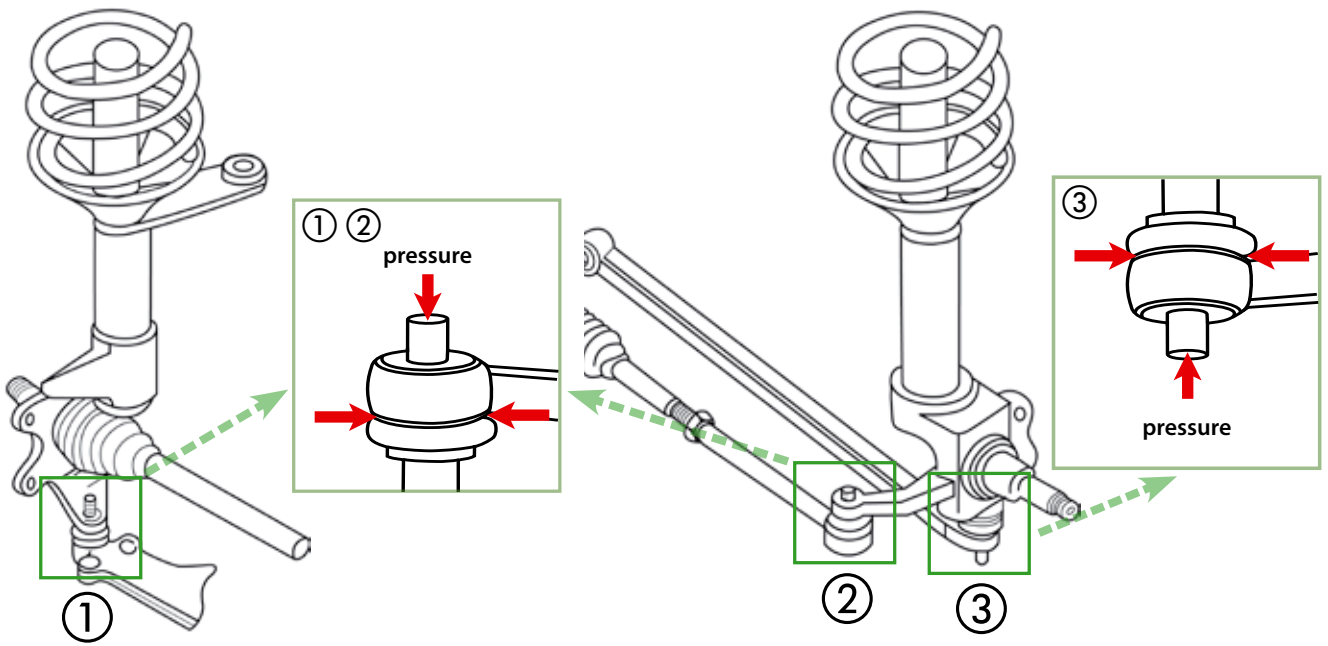


3/4 - 1 1/8 inch

- Leverage
- Very forceful
- Work area is shifted outside
- Ideal in tight spaces
- Hydraulic variants for very high power requirements
- Working without damage
- A torque wrench is recommended for the drive



## Ball joint puller/extractor





**Ball joint extractors**

**ST**

For extracting ball pins when dismantling ball joints, track-rod ends on track rods.

127



**Description**

- Made from sturdy, alloyed, hardened and tempered steel, gun-metal finished.
- Milled thread treated with special coating.

**Advantage**

- Almost all components available as replacement parts, time-saving order process thanks to numbering system.

Art.-No.		inch	inch	für for
127-2	-123290	1 3/8	2 1/4	Porsche Cayenne 03/2010<; VW Touareg 2003>; Seat Ibiza 2008>; Seat Leon 2013>
127-3	-981784	1 3/8	2 1/2	VW Touareg, Bj. 2003-2009; Mercedes Sprinter; VW-LT 1998; Fiat Ducato 1994;
127-4	-123306	1 1/2	2 1/4	VW Touareg, ab Bj. 2010; Audi Q7 ab Bj. 2007;

**Ball joint extractors**

**ST**

For extracting ball pins when dismantling ball joints, track-rod ends on track rods.

128



**Description**

- Made from sturdy, alloyed, hardened and tempered steel, galvanized.
- Milled thread treated with special coating.

**Advantage**

- Almost all components available as replacement parts, time-saving order process thanks to numbering system.

Art.-No.		inch	inch	inch	max. ft lb	max. US t
128-1	-024108	3/4	1 1/2	1 3/8	59	7.7
128-2	-024283	7/8	1 7/8	1 3/4	88.5	7.7
128-3	-024368	1 1/8	2 3/8	2 3/8	103.2	11

**Ball joint extractors**

For extracting ball pins when dismantling ball joints, track-rod ends on track rods.

128-4



**Description**

- Made from sturdy, alloyed, hardened and tempered steel, galvanized.
- Milled thread treated with special coating.

**Advantage**

- Almost all components available as replacement parts, time-saving order process thanks to numbering system.

Art.-No.		inch	inch	inch	max. ft lb	max. US t
128-4	-024443	1 5/8	4 3/16	3	184	11
128-5	-024511	1 7/8	4 3/16	3	184	11

**Universal KUKKO system for ball joint repairs**

**ST**

For assembly and disassembly of ball joints on the T4.

128-T-4



**Description**

- The tool was specifically developed for uses on the VW T4.
- Two additional insertion plates of 1 5/8 inch and 1 7/8 inch are included.
- For installation and removal of ball joints.

**Advantage**

- Saves a lot of time when replacing suspension joints.

Art.-No.		inch	inch	inch	für for
128-T-4	-018022	1 5/8 - 1 7/8	3 3/16	2 3/8	VW T4



### Adjustable ball joint extractors lever type for passenger-cars

ST

For extracting ball pins when dismantling ball joints, track-rod ends on track rods, for passenger cars and light delivery vehicles.

# 129



**Description**

- Made from sturdy, alloyed, hardened and tempered steel, galvanized.
- Milled thread treated with special coating.

**Advantage**

- Clamping width can be increased by simple conversion.
- Almost all components available as replacement parts, time-saving order process thanks to numbering system.

Art.-No.		inch	inch	für for	max. ft lb	max. US t
129-0	-410536	3/4	2	universal	33.1	7.1
129-0-25	-989667	1	2	VAG, Universal, smaller models	33.1	7.1
129-0-29	-989674	1 3/16	2	Polo (02), Golf (04/05), Caddy, A 2 (01), A 6(98), A 8 (94), Passat (06), TT (99), Touran (04), LT (97)u.a.	33.1	7.1
129-0-DC-1	-923920	3/4	2	Mercedes C, E	33.1	7.1
129-0-DC-2	-923647	3/4	2	Smart	33.1	7.1

### Universal adjustable ball joints extractors

ST

For extracting ball pins when dismantling ball joints, track-rod ends on track rods, in passenger vehicles.

# 129-25



**Description**

- Made from sturdy, alloyed, hardened and tempered steel, galvanized.
- Milled thread treated with special coating.

**Advantage**

- Clamping width can be increased with simple 3-level conversion.
- Almost all components available as replacement parts, time-saving order process thanks to numbering system.

Art.-No.		inch	inch	für for	max. ft lb	max. US t
129-25	-967924	3/4	7/8 - 1 3/16 - 1 5/8 - 1 3/4	universal	103.2	18.7

07



### Fork separators

ST

To loosen ball bearing joints wedged into the cone seat, for loosening steering column levers, for disassembly of shock absorbers and for other separation projects of all kinds.

# 135



**Description**

- Made from sturdy, alloyed, hardened and tempered steel, galvanized.

**Advantage**

- Universal application.

Art.-No.		inch
135-1	-024856	3/4
135-2	-024931	7/8
135-3	-025013	1 1/8
135-4	-025198	1 1/2
135-5	-220531	1 3/4



### Adjustable ball joint extractors lever type for passenger cars and light commercial vehicles

ST

For extracting ball pins when dismantling ball joints, track-rod ends on track rods, for passenger cars and light delivery vehicles.

# 129-1



**Description**

- Made from sturdy, alloyed, hardened and tempered steel, galvanized.
- Milled thread treated with special coating.

**Advantage**

- Continuously adjustable clamping widths.
- Almost all components available as replacement parts, time-saving order process thanks to numbering system.

Art.-No.					für for	max.	max.
		inch	inch	inch		ft lb	US t
<b>129-1</b>	-024696	3/4	7/8	2	universal	22.1	3.3
<b>129-1-B-1</b>	-923654	1 3/16		2	BMW	22.1	3.3

### Adjustable ball joint extractors lever type, for all passenger cars, commercial vehicles and medium-sized trucks

ST

For extracting ball pins when dismantling ball joints, track-rod ends on track rods, universal use for passenger cars, delivery vehicles and medium-sized commercial goods vehicles.

# 129-2



**Description**

- Made from sturdy, alloyed, hardened and tempered steel, galvanized.
- Milled thread treated with special coating.

**Advantage**

- Universal application thanks to three jaw widths.
- Continuously adjustable clamping widths.
- Almost all components available as replacement parts, time-saving order process thanks to numbering system.

Art.-No.						für for	max.	max.
		inch	inch	inch	inch		ft lb	US t
<b>129-2</b>	-024771	5/8	7/8	1 1/4	2 3/4	universal	25.8	3.3

### Adjustable ball joint extractors lever type, special model for passenger cars with aluminium chassis

ST

For extracting ball pins when dismantling ball joints, track-rod ends on track rods, especially for passenger cars with aluminium chassis.

# 129-3-A



**Description**

- Made from sturdy, alloyed, hardened and tempered steel, galvanized.
- Milled thread treated with special coating.

**Advantage**

- Simple adjustment of clamping depths thanks to spring mechanism.
- Continuously adjustable clamping widths.
- Almost all components available as replacement parts, time-saving order process thanks to numbering system.

Art.-No.				für for	max.	max.
		inch	inch		ft lb	US t
<b>129-3-A</b>	-803178	2 5/8	1 3/16	ALU chassis	25.8	7.1
<b>129-3-A-32</b>	-989681	2 5/8	1 1/4	ALU chassis, A 8 from 03 (back)	25.8	7.1
<b>129-3-A-34</b>	-989698	2 5/8	1 3/8	ALU chassis, A 8 from 03 (front)	25.8	7.1



**Adjustable ball joint extractors lever type, universal for medium-sized and heavy trucks, busses and construction vehicles**

ST

For extracting ball pins when dismantling ball joints, track-rod ends on track rods.

# 129-3/-4





**Description**

- Simple adjustment of clamping depths thanks to spring mechanism.
- Made from sturdy, alloyed, hardened and tempered steel, galvanized.
- Milled thread treated with special coating.

**Advantage**

- Better haptics through modern and ergonomic design.
- Self-alignment of the opposite legs by concave pressure spindle rails.
- Thanks to the pressure spindle adapters (screw adapter), an upgrade is possible at any time with the hydraulic spindle 800 to the hydraulic socket joint ejector element.
- Continuously adjustable clamping widths.
- Little force required for a strong pulling performance.

Art.-No.		 inch	 inch	für for
129-3	-270949	1 1/4	2 3/4	mittlere LKW, Busse und Baufahrzeuge / medium-sized trucks, busses and construction vehicles
129-4	-271021	1 5/8	3 3/8	schwere LKW, Busse und Baufahrzeuge / heavy trucks, busses and construction vehicles

**Ball joints extractor with short hydraulic spindle**

ST

For extracting particularly tight ball pins when dismantling ball joints, track-rod ends on track rods, for medium-sized heavy goods vehicles, buses and construction vehicles.

# 129-H





**Description**

- Grease hydraulics.
- Simple adjustment of clamping depths thanks to spring mechanism.
- Hydraulic and mechanical pressure screw.
- Milled thread treated with special coating.
- Made from sturdy, alloyed, hardened and tempered steel, galvanized.

**Advantage**

- Little force required for a strong pulling performance.
- Piston functions on the axis and does not turn in the hydraulic spindle.
- Spindle head band prevents the wrench from slipping off.
- Almost all components available as replacement parts, time-saving order process thanks to numbering system.

Art.-No.		 inch	 inch	für for	mit with
129-3-H	-803253	1 1/4	2 3/4	mittlere LKW, Busse und Baufahrzeuge / medium-sized trucks, busses and construction vehicles	800
129-4-H	-803666	1 5/8	3 3/8	schwere LKW, Busse und Baufahrzeuge / heavy trucks, busses and construction vehicles	801



**Adjustable ball joint extractors lever type for passenger-cars**

ST

For extracting ball pins when dismantling ball joints, track-rod ends on track rods, in passenger vehicles.

# 129-4-30






**Description**

- Tight spaces leave little room for the material-saving attachment of the extractor. The special design protects sensitive surfaces and enables disassembly of the supporting rod without touching other axle components.
- Simple adjustment of clamping depths thanks to spring mechanism.
- Made from sturdy, alloyed, hardened and tempered steel, galvanized.
- Milled thread treated with special coating.

**Advantage**

- Better haptics through modern and ergonomic design.
- Self-alignment of the opposite legs by concave pressure spindle rails.
- Thanks to the pressure spindle adapters (screw adapter), an upgrade is possible at any time with the hydraulic spindle 800 to the hydraulic socket joint ejector element.
- Little force required for a strong pulling performance.
- Almost all components available as replacement parts, time-saving order process thanks to numbering system.

Art.-No.		 inch	 inch	für for	 max. ft lb	max. US t
129-4-30	-102653	1 3/16	2 3/4	esp. Audi R8	62	11



**Adjustable ball joint extractors for heavy trucks****ST**

For extracting tight-fitting ball pins when dismantling ball joints, track-rod ends on track rods, for medium-sized heavy goods vehicles, buses and construction vehicles.



# 129-5

**Description**

- Made from sturdy, alloyed, hardened and tempered steel, galvanized.
- Milled thread treated with special coating.

**Advantage**

- Clamping width can be increased by simple conversion.
- Almost all components available as replacement parts, time-saving order process thanks to numbering system.

Art.-No.		 inch	 inch	für for	max. US t
<b>129-5</b>	-865084	1 3/8	2 3/4	mittlere und schwere LKW, Busse und Baufahrzeuge / medium-sized and heavy trucks, busses and construction vehicles	16.5

**Adjustable ball joint extractors with hydraulic ram for heavy trucks****ST**

For extracting particularly tight-fitting ball pins when dismantling ball joints, track-rod ends on track rods, for heavy goods vehicles, buses and construction vehicles.



# 129-5-H

**Description**

- Made from sturdy, alloyed, hardened and tempered steel, galvanized.
- Grease hydraulics.
- Hydraulic spindle.
- Milled thread treated with special coating.

**Advantage**

- Little force required for a strong pulling performance.
- Piston functions on the axis and does not turn in the hydraulic spindle.
- Spindle head band prevents the wrench from slipping off.
- Almost all components available as replacement parts, time-saving order process thanks to numbering system.

Art.-No.		 inch	 inch	für for	max. US t
<b>129-5-H</b>	-865091	1 3/8	2 3/4	mittlere und schwere LKW, Busse und Baufahrzeuge / medium-sized and heavy trucks, busses and construction vehicles	16.5

**Tie and connection rod joint puller for heavy trucks****ST**

Used for extracting ball pins when dismantling ball joints on push and tie rods.



# 129-5-xx

**Description**

- High performance is guaranteed by the extra-powerful design of the basic body and reinforced fork.
- The central spindle can be used to preload and adjust the extractor.
- Mechanical pressure screw.
- Milled thread treated with special coating.
- Suitable for the following motor vehicle types: Mercedes Benz: ACTROS, ATEGO over 18 tonnes, SKO 405, -N,-GN (low-floor buses), MAN: F2000, TG, A 23 (low-floor articulated buses), Scania models 3 and 4, Icarus.

**Advantage**

- Depending on the positioning requirements, the mechanical drive spindle can be converted for operation from above or below.
- This extractor can be used both mechanically and with a hydraulic cylinder series 129-5-xx-H.
- Almost all components available as replacement parts, time-saving order process thanks to numbering system.

Art.-No.		 inch	 inch	für for
<b>129-5-45</b>	-333316	1 3/8 - 1 3/4	4 3/4	schwere LKW's, Busse, Niederflurbusse von DAF, IVECO, MAN, Mercedes, Renault, Scania, Volvo / heavy trucks, busses, low-floor buses DAF, IVECO, MAN, Mercedes, Renault, Scania, Volvo
<b>129-5-50</b>	-123313	2	4 3/4	schwere LKW's, Busse, Niederflurbusse von DAF, IVECO, MAN, Mercedes, Renault, Scania, Volvo / heavy trucks, busses, low-floor buses DAF, IVECO, MAN, Mercedes, Renault, Scania, Volvo



**Tie and connecting rod joint puller with hydraulic lift cylinder**

**ST**

Used for hydraulic extraction of ball pins when dismantling ball joints on connecting and steering tie rods, especially, for trucks and low-floor buses.

# 129-5-xx-H



hydraulic  
TECHNOLOGY

**Description**

- High performance is guaranteed by the extra-powerful design of the basic body and reinforced fork.
- Hydraulic cylinder.
- The central spindle can be used to preload and adjust the extractor.
- Suitable for the following motor vehicle types:  
Mercedes Benz: ACTROS, ATEGO over 18 tonnes, SKO 405, -N, -GN (low-floor buses)

**Advantage**

- The hydraulic extractors are driven by a hydraulic cylinder, which ensures controlled and safe operations.
- They use the entire performance range of the puller, well beyond the possibilities of a mechanical pressure screw.
- Almost all components available as replacement parts, time-saving order process thanks to numbering system.

Art.-No.		inch	inch	für for	max. US t
<b>129-5-45-H10</b>	-333361	1 3/8 - 1 3/4	4 3/4	schwere LKW's, Busse, Niederflurbusse von DAF, IVECO, MAN, Mercedes, Renault, Scania, Volvo / heavy trucks, busses, low-floor buses DAF, IVECO, MAN, Mercedes, Renault, Scania, Volvo	11
<b>129-5-45-H20</b>	-333422	1 3/8 - 1 3/4	4 3/4	schwere LKW's, Busse, Niederflurbusse von DAF, IVECO, MAN, Mercedes, Renault, Scania, Volvo / heavy trucks, busses, low-floor buses DAF, IVECO, MAN, Mercedes, Renault, Scania, Volvo	22
<b>129-5-50-H10</b>	-000317	2	4 3/4	Speziell / special: Liebherr LTC, LTM	11
<b>129-5-50-H20</b>	-000324	4 3/4	4 3/4	Speziell / special: Liebherr LTC, LTM	22




**A hydraulic pump (YHP-320) with a hose (YF-200) is required to drive the tool. Not included in delivery.**

**Tie and connecting rod joint puller with hydraulic lift cylinder**

**ST**

Used for hydraulic extraction of ball pins when dismantling ball joints on connecting and steering tie rods, especially, for trucks and low-floor buses.

# 129-36-H



hydraulic  
TECHNOLOGY

**Description**

- Heavy duty version for hydraulic extraction and separation of the ball joints on the connecting rods and steering tie rods.
- The low design is especially well-suited for low-floor buses as supplied by MAN, Mercedes Benz, CITARO and others.
- High performance is guaranteed by the extra-powerful design of the basic body and reinforced fork.
- Hydraulic cylinder.

**Advantage**

- The hydraulic extractors are driven by a hydraulic cylinder, which ensures controlled and safe operations.
- They use the entire performance range of the puller, well beyond the possibilities of a mechanical pressure screw.
- Almost all components available as replacement parts, time-saving order process thanks to numbering system.

Art.-No.		inch	inch	für for	max. US t	
<b>129-36-H</b>	-222894	2 3/8	1 3/8	schwere LKW's, Niederflurbusse, speziell MB Citaro / heavy trucks, low-floor especially for MB Citaro	11	129-36, YSM-100
<b>129-36</b>	-865077	Grundgerät / Basic device				

07



### Ball joint extractors

ST

For extracting ball pins when dismantling ball joints, track-rod ends on track rods, commercial vehicle sector.

# 128-G



**Description**

- Made from sturdy, alloyed, hardened and tempered steel, gun-metal finished.
- Milled thread treated with special coating.

**Advantage**

- Almost all components available as replacement parts, time-saving order process thanks to numbering system.

Art.-No.		 inch	 inch	 max. ft lb	max. US t
<b>128-G-3</b>	-831324	1 3/16	1/4	103.2	11
<b>128-G-4</b>	-831331	1 1/2	3/8	184	11

### Hydraulic bell-shaped drop arm puller

ST

With lubricated hydraulics.

# 128-G



hydraulic  
TECHNOLOGY

**Description**

- Made from sturdy, alloyed, hardened and tempered steel, gun-metal finished.
- Grease hydraulics.
- Hydraulic spindle.
- Milled thread treated with special coating.

**Advantage**

- Little force required for a strong pulling performance.
- Piston functions on the axis and does not turn in the hydraulic spindle.
- Spindle head band prevents the wrench from slipping off.
- Almost all components available as replacement parts, time-saving order process thanks to numbering system.

Art.-No.		 inch	 inch	 max. ft lb	max. US t
<b>128-G-6-H15</b>	-341724	2 1/4	3/8	51.6	16.5

### Ball joints extractor for trucks "Universal"

ST

For extracting particularly tight-fitting ball pins when dismantling ball joints, track-rod ends on track rods, for heavy goods vehicles, buses and construction vehicles.

# 129-6



**Description**

- To loosen ball pin joints chocked in the conical lug.
- Made from sturdy, alloyed, hardened and tempered steel, gun-metal finished.
- Milled thread treated with special coating.

**Advantage**

- Universal application as the delivery scope includes three different separator jaws.
- Almost all components available as replacement parts, time-saving order process thanks to numbering system.

Art.-No.		 inch	für for	 max. ft lb	max. US t
<b>129-6</b>	-971662	7/8 - 1 1/4 - 1 7/8	heavy workshop model	221.2	11



## Spreader for shock absorber mountings and steering parts

ST

For the safe and completely risk-free spreading of shock absorber mountings and steering parts.

# 145







### Description

- Specifically suitable for carefully widening clamps on aluminium chassis.
- For example, the spreader has a fixed hinge and is firmly attached to a control arm after installation so that the assembly and disassembly of the strut can be accomplished with no additional effort in one job step.
- It is impossible for the tool to slip thanks to the screw connection on the control arm or supporting rod.
- The design facilitates compliance with the expansion force specified by the automotive industry by means of a ball bearing mounted nut.
- Mechanical pressure screw.

### Advantage

- In particular, for very close and difficult space conditions, the small and maneuverable tool is a problem solver in every workshop.
- The use of chisels, screwdrivers, or complicated special solutions is not necessary.

Art.-No.		 inch		 inch	 inch
145-2	-123337	3	M10	3/16	2 3/8
145-3	-001420	3 1/2	M12	3/16	2 3/4

## Pin drive

To drive out pins and similar parts.

# 720














### Description

- Chrome-plated surface.
- Specially tempered extra chrome vanadium steel ensures a long service life and reduces "mushrooming".
- Quick determination of sizes with a color code.

### Advantage

- The curved shape of the handle ensures optimal grip and prevents slippage of the tool, also ensuring particularly safe work conditions.

Art.-No.		 inch	 inch	 inch	 inch	
720-002	-103216	1/8	1 5/8	5 7/8	3/8	
720-003	-103230	1/8	1 3/4	5 7/8	3/8	
720-004	-103247	3/16	1 3/4	5 7/8	3/8	
720-005	-103254	3/16	1 7/8	5 7/8	3/8	
720-006	-103261	1/4	1 7/8	5 7/8	3/8	
720-008	-103278	3/8	1 7/8	5 7/8	3/8	

07



## Pin drive set

To drive out pins and similar parts.

# 720







### Description

- The set includes six pin drives with various diameters.
- Chrome-plated surface.
- Specially tempered extra chrome vanadium steel ensures a long service life and reduces "mushrooming".
- Quick determination of sizes with a color code.

### Advantage

- The curved shape of the handle ensures optimal grip and prevents slippage of the tool, also ensuring particularly safe work conditions.
- Organized storage in a practical metal case.

Art.-No.		 inch	 inch	 inch	 inch
720-028	-058714	1/8, 1/8, 3/16, 3/16, 1/4, 3/8	1 5/8, 1 3/4, 1 3/4, 1 7/8, 1 7/8, 1 7/8	5 7/8	3/8

ST



## Workshop tool trolley, K-CubeBoxx

that can be combined with drawers for the proven KUKKO L-BOXX system.

The new KUKKO workshop car system is an ideal complement to the traditional wall panel. The stability of the trolley is due to the base frame. Additional advantages include its mobile use for repairs directly on the vehicle or using it for orderly, central storage of pulling tools in the operation. The system can be individually combined with Sortimo boxes from the KUKKO product range or from other manufacturers.



KUKKO L-Boxxen **not** included.





**Description:**

- Tilt-resistant with stable design.
- Smooth and stable load castors, including two with brakes.
- Simple loading of extracts with KUKKO-L-Boxx cases.
- Fully assembled prior to delivery, including black rubber mat in the storage compartment.

**Advantage:**

- Ideal work height for use in workshops and industry.
- Smooth-running extracts and self-closing mechanism for the drawers.
- KUKKO L-BOXX - quickly and easily adjustable with quick locking mechanism.







Special tools for the automotive and truck sector.

- Axles
- Brakes
- Springs
- Pistons
- Steering wheel
- Hubs
- Windshield wipers





# Automotive Special

## Automotive Spezial

---

### 08

Thread repair.....	142
Tools for removal of axles.....	143
Tools for exhaust systems.....	146
Tools for brake systems.....	144
Spring compressor.....	145
Tools for piston rings.....	146
Steering wheel pullers.....	147
Oil filter wrench.....	149
Hub and rim puller.....	150
Tools for exchanging wipers.....	152
Others Automotive.....	153

08





## KUKKO Thread Repair Set

For producing heavy-duty screw joints for distorted interior threading.

# K-58






### Description

- Fully-equipped with drill holder, 4 drills, 4 cutters, 4 thread cutters, 4 insertion tools and organic multi-oil spray.
- For metric threads M5, M6, M8 and M10.
- The original insert sleeve from the USA is made from a solid steel bushing manufactured from whole material.
- Instructions on the cover.
- Secure storage in special foam.

### Advantage

- The shape of the bushing prevents unscrewing.
- The bond eliminates the need for additional mounting in the workpiece and provides stability without extra space requirement.
- Also capable of repairing short and small threads.
- The synchronous threading also enables thin wall thicknesses to be repaired.
- Thread Repair can do more than just repairs, it can also be used as a fully functional thread in new workpieces (during a production process).

Art.-No.			 pcs.	
<b>K-58-M05-M10</b>	-038853	M5 - M10	8x5	i-Boxx



## KUKKO Thread Repair System in the TANOS® - Systainer

For producing heavy-duty screw joints for distorted interior threading.

# 58








### Description

- The original insert sleeve from the USA is made from a solid steel bushing manufactured from whole material.
- Instructions on the cover.
- Secure storage in special foam.

### Advantage

- The shape of the bushing prevents unscrewing.
- The bond eliminates the need for additional mounting in the workpiece and provides stability without extra space requirement.
- Also capable of repairing short and small threads.
- The synchronous threading also enables thin wall thicknesses to be repaired.
- Thread Repair can do more than just repairs, it can also be used as a fully functional thread in new workpieces (during a production process).

Art.-No.		 inch	 inch	 inch	 St. / pcs.	
<b>58-UNC10</b>	-690419	10" 10"	24 Gang 24 Gang	0,30 0,37	5 5	Tanos® - Systainer
<b>58-UNC12</b>	-690518	1/2" 1/2"	13 Gang 13 Gang	0,65 1,00	5 5	Tanos® - Systainer
<b>58-UNC14</b>	-690617	1/4" 1/4"	20 Gang 20 Gang	0,38 0,50	5 5	Tanos® - Systainer
<b>58-UNC38</b>	-690716	3/8" 3/8"	16 Gang 16 Gang	0,52 0,75	5 5	Tanos® - Systainer
<b>58-UNC58</b>	-690921	5/8" 5/8"	11 Gang 11 Gang	0,85 1,25	5 5	Tanos® - Systainer
<b>58-UNC516</b>	-690815	5/16" 5/16"	18 Gang 18 Gang	0,45 0,62	5 5	Tanos® - Systainer
<b>58-UNC716</b>	-691027	7/16" 7/16"	14 Gang 14 Gang	0,60 0,87	5 5	Tanos® - Systainer
<b>58-UNC916</b>	-695025	9/16" 9/16"	12 Gang 12 Gang	0,75 1,12	5 5	Tanos® - Systainer





**Pulling device**

ST

For removing hubs on SAF and BPW axes for cars and commercial vehicles.

226




**Description**

- Screw adapters (pairs): M18x15 / M20x1,5 / M22x1,5
- Pressure pads and extensions includes in the set.

**Advantage**

- Almost all components available as replacement parts, time-saving order process thanks to numbering system.

Art.-No.		M18 x 1,5	M20 x 1,5	M22 x 1,5	 inch
226-4/11	-831362	DAF, Daimler, Faun, IVECO, EVO Bus, Setra, MAN, VW LT35, 40, 45, 50	Auwärter, DAF, Daimler, Faun, IVECO, EVO Bus, Setra, MAN, Steyr-Daimler-Puch, VOLVO, Anhänger	Auwärter, Bedford, DAF, Daimler, Faun, IVECO, EVO Bus, RVI, Setra, MAN, Steyr-Daimler-Puch, VOLVO,	3 1/2 x 1 3/16; 4 3/8 x 1 3/16

**Pulling device for truck axles, in case**

ST

For removing hubs on SAF and BPW axes for cars and commercial vehicles.

K-226





**Description**

- Auxiliary hydraulic ram.
- Screw adapters (pairs): M18x15 / M20x1,5 / M22x1,5
- Pressure pads and extensions includes in the set.

**Advantage**

- Almost all components available as replacement parts, time-saving order process thanks to numbering system.

Art.-No.		M18 x 1,5	M20 x 1,5	M22 x 1,5	 inch	max. US t	mit with	
K-226-4/12	-035753	DAF, Daimler, Faun, IVECO, EVO Bus, Setra, MAN, VW LT35, 40, 45, 50	Auwärter, DAF, Daimler, Faun, IVECO, EVO Bus, Setra, MAN, Steyr-Daimler-Puch, VOLVO, Anhänger	Auwärter, Bedford, DAF, Daimler, Faun, IVECO, EVO Bus, RVI, Setra, MAN, Steyr-Daimler-Puch, VOLVO,	3 1/2 x 1 3/16; 4 3/8 x 1 3/16	16.5	226-4/11, 9-2	Plastic

**Flang type axle puller**




ST

230



230-S

230

Art.-No.		 inch	 inch	 inch
230	-031038	5/32-1/2	3 7/8 - 5 7/8	10 3/8
230-S	-893377	5/32-5/8	3 7/8 - 5 7/8	-

08 




### Brake caliper tools set

ST

For quick, timesaving repair.

# 126



#### Description

- Pulling hook for brake linings.
- Piston resetting equipment for controlled, damage-free and tilt-free resetting of the pistons on disc brakes in cars, motorcycles and trucks with fixed-caliper disc brakes.
- Brake piston bracket allows the reset brake pistons to be held in place during installation and removal of the brake caliper with the brake hose connected.
- Piston turning pliers, for accurate adjustment of the piston heel with disc brakes and to screw the piston back in brake calipers with integrated parking brake.
- Brake caliper brush to clean the brake caliper from brake wear when replacing the coverings.

#### Advantage

- Almost all components available as replacement parts, time-saving order process thanks to numbering system.

Art.-No.			Stück pieces
126-10	-534966	126-00, 126-01, 126-02, 126-03, 126-04, 127	6

### Disk brake pad remover

ST

# 123



#### Advantage

- The tool allows the removal of stuck brake pads from the fixed caliper of disc brakes.


Art.-No.		Bezeichnung description	$\overline{L}$ inch
123	-270789	Mercedes	-
123-2	-431586	Vierkant / Square profile	15 3/4 x 5/8
123-3	-804243	Sechskant / Hexagon profile	15 3/4 x 3/4

### 2-jaw puller for brake linkage adjusters

ST

For removing particularly tight ball bearings, bearing rings and workpieces.

# 204-30



#### Description

- Note: Pressure pads from series 600-17 are a good addition if the shaft is hollow and the spindle cannot be supported.
- Milled thread treated with special coating.

#### Advantage

- Clamps increase the pressure of the hooks significantly and prevent the puller from slipping.
- Almost all components available as replacement parts, time-saving order process thanks to numbering system.

Art.-No.				$J \times$	für for
204-30	-914379	5 7/8	5 1/2	2	for axles on truck trailers

### Universal puller set

ST

For pulling and removing bearings, gears, etc.

# K-204-V-210-1



#### Description

- The legs of the puller feature an adjustable height, are partially invertible, and have standard pulling and separating claws.
- Puller hooks are specially hardened and smoothed.
- The multiple boreholes in the pulling hooks enable users to work with variable reach.
- Collar can be used for both pullers and provides additional stability and support for the separation process.

#### Advantage

- Universal application thanks to adjustable clamping depths and two types of hook.
- Clamps increase the pressure of the hooks significantly.
- Safe, fast and efficient disassembly.
- Almost all components available as replacement parts, time-saving order process thanks to numbering system.

Art.-No.					
K-204-V-210-1	-100536	3 1/2 - 3 3/4	3 7/8 - 6 3/4	7/8	i-Boxx



### Brake piston retractor

ST

For 6-piston brake callipers.

# 126-15






#### Description

- Heavy design for retraction of the high-performance brake callipers in heavy or extremely high-performance vehicles.
- The solid design ensures that all pistons are retracted synchronously.

#### Advantage

- With a universal fit, the retractor is suitable for the following vehicles: Touareg, Phaeton, Porsche Cayenne, Audi A8, Q7, BMW M3, etc.

Art.-No.		 inch	 inch	 inch
126-15	-018954	2 7/8	5 1/4	6 7/8

### Set of stud pulling devices with screw adapters

ST

For pulling bolts, such as brake shoe bolts or spring bolts, on commercial vehicles.

# 225







#### Description

- Solid design with 7 kg slide hammer.
- Set with 7 thread inserts.

#### Advantage

- Even solid bolts can be removed with the large slide hammer.
- Good handling due to the two handles.
- Versatile use due to the large selection of thread sizes.


Art.-No.					
225	-019470	M16 x 1,5	M16x1,5	M8x1; M10x1; M14x2; 14x1,5; M16x2; M16x1,5; M20x1,5	GE81-1615, GE101-1615, GE142-1615, GE1615-1615, GE1415-1615, GE162-1615, GE2015-1615, 225-GH

### Spring compressor "Universal"

ST

For dismounting of coil springs.

# 65





#### Description

- Connecting bracket is adjustable.

#### Advantage

- Does not take up much space.


Art.-No.		 inch	 inch	max. US t
65-0	-020636	4 3/8 - 7 1/8	3 7/8 - 7 7/8	2
65-1	-020711	4 3/8 - 7 1/8	3 7/8 - 11 7/8	2
65-2	-020896	4 3/8 - 7 1/8	3 7/8 - 15 3/4	2

### Spring compressor "MacPherson"

ST

For dismounting of coil springs.

# 66





#### Description

- Connecting bracket is adjustable.
- Item 66-3 consists of the spring compressor item 66-2 and two additional, short thread rods.

#### Advantage

- Does not take up much space.

Art.-No.		 inch	 inch	max. US t
66-1	-020971	4 3/8 - 7 1/8	3 7/8 - 9 7/8	2.5
66-2	-170201	4 3/8 - 7 1/8	3 7/8 - 15 3/4	2.5
66-3	-170386	4 3/8 - 7 1/8	3 7/8 - 15 3/4	2.5



08






**Clamp spring spreader for VW-exhaust system**

**ST**

**119**



Art.-No.		für for
119-0	-248368	VW

**Set of clamp spring tension wedges for VW-exhaust system**

**ST**

**119**



Art.-No.		für for
119-1	-365904	VW



**Piston ring compressor**

**ST**

For tensioning the piston rings when mounting the pistons in the cylinder.

**100**



Art.-No.		 inch	 inch
100-0	-428203	1 5/8 - 3	2
100-1	-022203	2 1/4 - 5	3 3/16
100-2	-022388	4 - 7	3 3/16
100-3	-022463	4 - 7	6 1/2

**KUKKO**

Special grease for pressure spindles



**KSF-69**





### Piston ring spreaders

ST

For spreading the piston rings.

# 101



Art.-No.		 inch	 inch
101-1	-022531	2 - 3 7/8	7 7/8
101-2	-022616	4 - 5 7/8	9 1/2

### Piston pin driver

ST

For gentle insertion and removal of the piston pins.

# 102




**Description**

- Item 102-0 with two additional pressure pads.
- Item 102-1 with three additional pressure pads.

**Advantage**

- Pistons will not be damaged.

Art.-No.		 inch
102-0	-170874	1 1/2
102-1	-022791	3 7/8

### Universal piston ring spreader

ST

for efficient assembly of piston rings

# 101-3




**Description**

- With scale for reading the spread and locking bolt.

**Advantage**

- Stop screw for limiting the respective spreading setting for the piston ring.
- No increased wear of the cylinder wall through deformed piston rings
- No oil leakage due to increased cylinder wear
- No piston ring cracks due to overstretching during spreading.
- No piston seizure due to piston ring fractures.

Art.-No.		 inch
101-3	-974489	2 3/8 - 5 1/2

### Steering wheel pullers

ST

# 31




**Description**

- Particularly strong design for the strongest loads.

**Advantage**

- Exchangeable inlay rings.
- Almost all components available as replacement parts, time-saving order process thanks to numbering system.

Art.-No.		 inch
31-1	-013881	1 1/4 - 2 3/8
31-2	-013966	3 1/4 - 3 1/2

08





**Steering wheel puller for steering wheel with spokes**

**ST**

**32**




**Description**

- For steering wheels with three or four spokes.

**Advantage**

- With one tensile ring each in 3 7/8 inch and 5 7/8 inch diameter for steering wheels with three or four spokes
- Almost all components available as replacement parts, time-saving order process thanks to numbering system.

Art.-No.		 inch
<b>32-1</b>	-014048	3 7/8
<b>32-2</b>	-014123	4 3/4

**Steering wheel pullers**

For cars with narrow puller slits.

**ST**

**33**





**Description**

- One pair of short puller hooks for sports steering wheels.
- One pair of long puller hooks for standard steering wheels.

**Advantage**

- Cap for protection of the thread in the steering column.
- Almost all components available as replacement parts, time-saving order process thanks to numbering system.

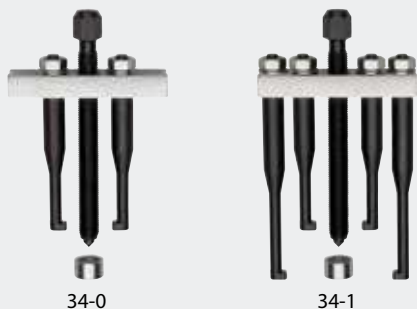
Art.-No.		 inch	 inch	für for
<b>33</b>	-014208	2 - 5 7/8	3 1/2; 5 1/8	Opel

**Steering wheel pullers**

For universal application with steering wheels with large puller slits.

**ST**

**34**




**Description**

- Model 34-0 with one pair of short puller hooks (3 3/8 inch)
- Model 34-1 with one pair of short puller hooks (3 3/8 inch) and one pair of long puller hooks (5 3/8 inch)

**Advantage**

- Cap for protection of the thread in the steering column.
- Almost all components available as replacement parts, time-saving order process thanks to numbering system.

Art.-No.		 inch	für for
<b>34-0</b>	-865879	1 3/8 - 3 1/2	GM 3/Opel
<b>34-1</b>	-865886	1 3/8 - 3 1/2	Universal

**Universal drop arm puller**

For removing drop arms from medium and heavy commercial vehicles.

**ST**

**204-44**





**Description**

- Mechanical pressure screw.
- Milled thread treated with special coating.

**Advantage**

- With increasing spindle pressure, the pulling hooks clasp the part to be removed with an increasing amount of force.
- Almost all components available as replacement parts, time-saving order process thanks to numbering system.

Art.-No.		$J \times$	 inch	 inch	für for
<b>204-44</b>	-969539	2	4	2 3/4	For medium-sized and heavy utility vehicles



**Strap wrench**

ST

To loosen the oil filter.

104



**Description**

- Chrome-plated.
- With strong, non-slip fabric tape and rubber grip.

**Advantage**

- Extra wide =25 mm

Art.-No.		Ø inch
104	-023606	7 1/8

**Chain wrench**

ST

104



Art.-No.		Ø inch
104-32	-790751	0 - 7 1/8

**Oil filter wrench**

ST

To disconnect the oil filter and other round screwed joints.

105



105-0

105-1

**Description**

- Steel tape is adjustable.
- Item 105-0 with rugged handle grip for quick application.
- Item 105-1 with space-saving square drive for working in the tightest spaces.

Art.-No.		Ø inch
105-0	-023866	2 3/4 - 4 3/8
105-1	-175749	2 3/4-4 3/8

**Oil filter wrench**

ST

To disconnect the oil filter and other round screwed joints.

108



108-1

108-2

108-3

**Description**

- Extremely strong and rugged oil filter claws.
- Designs with profile claw.
- Drive via external hexagon or square drive (female).

**Advantage**

- Universal use also in hard-to-reach places.

Art.-No.		Ø inch	inch	inch
108-1	-760426	2 3/8 - 3 7/8	3/8	1/2
108-2	-965487	2 5/8 - 4 3/4	3/8	1/2
108-3	-967900	4 1/16 - 5 1/2	1/2	1/2

08





### Universal hub puller

ST



For cars and trucks with 250 mm bolt circle.

# 38



#### Advantage

- Protection of the wheel studs with the movable nut pocket.
- Short hydraulic spindle series 800 for simple work can also be used as an option.
- Almost all components available as replacement parts, time-saving order process thanks to numbering system.

Art.-No.		 inch	 pcs.
38	-014383	9 7/8	5

### Universal hub puller, impact-/shock design

ST



For cars and trucks with 225 mm bolt circle.

# 40



#### Advantage

- The spindle runs in an axially moveable mounted threaded bushing, if the spindle head needs to be pounded to loosen the wheel hub.
- Almost all components available as replacement parts, time-saving order process thanks to numbering system.


Art.-No.		 inch	 pcs.
40-3	-014611	8 7/8	3
40-5	-014956	8 7/8	5

### Hydraulic hub puller

ST

Universal application for removing hubs from cars and trucks

# 10-A






hydraulic  
TECHNOLOGY

#### Description

- Damage to the wheel bolts can be prevented by using different sized index plates.
- Possible to adjust the jaws to two different lengths.
- With centering-pin and 2, 3 7/8 and 5 7/8 inch extension pieces.

#### Advantage

- Easy handling.
- Flexibility through variably sized index plates.
- Protection of wheel bolts through consistently flush captive-nut retainers.

Art.-No.		 inch	 pcs.	max. US t	
10-A	-005626	9 7/8	6	22	L-Boxx
10-G	-005701	13 3/4	7	22	L-Boxx

### Hydraulic wheel puller for low-floor bus: MB Citaro, MAN, Neoplan

HY

Safe and fast disassembly of the hub on commercial vehicles and buses.

# Y-60-100






hydraulic  
TECHNOLOGY

#### Description

- Bolt circle disc with different radii and bore diameters.
- 30-tonne cylinder ram.

#### Advantage

- Very tight, difficult-to-remove hubs are loosened.
- Gentle removal process.
- Arranged and space-efficient custody in the suitcase.
- Almost all components available as replacement parts, time-saving order process thanks to numbering system.

Art.-No.			max. t	für for		Stück pieces	
Y-60-100	-356780	M16; M18; M20	30	ZF A, B und C-Achsen (Typ AV132)RL 75 E, RL 75 EC; ZF A, B and C-Axes (type AV132 ) RL 75 E, RL 75 EC	YHP-321	22	L-Boxx



## Hub puller

ST

Universal application for removing hubs from cars and trucks.

# 10-M





### Description

- Heavy-duty mechanical design.
- Possible to adjust the jaws to two different lengths.

### Advantage

- Easy handling.
- Flexibility through variably sized index plates.
- Protection of wheel bolts through consistently flush captive-nut retainers.

Art.-No.		 inch	 x pcs.	max. US t
10-M	-862311	13 3/4	6	16.5

## Bracket hook with slide hammer

ST

Specially profiled bracket hooks for releasing the control arm from the suspension joint clamp and body work.

# 229






### Description

- Bracket hook with slide hammer.
- Extra heavy, with 5 kg impact weight.

### Advantage

- Can be combined with series 229 for disassembly of the wheel hub.
- TIP: 22-0-2 The impact of the slide hammer can be increased by increments of 3 kg by screwing in one or multiple supplementary weights 22-0-2-100.
- Almost all components available as replacement parts, time-saving order process thanks to numbering system.

Art.-No.		 inch		
229-1	-995002	13 3/8	229-03	22-0-2, 229-01

## Hub puller with slide hammer (4 and 5 hole hub)

For pulling all 4 and 5-hole hubs on almost all passenger car models.

# 229







### Description

- The flange is equipped with variable spaced slits for standard screw use.
- For pulling all 4 and 5-hole hubs for VW, Audi, Seat, Skoda, Opel, Volvo, Fiat, Renault etc.

### Advantage

- Almost all components available as replacement parts, time-saving order process thanks to numbering system.

Art.-No.		 inch	 inch		
229-1-2	-545733	3 7/8 - 5 3/4	13 3/8	229-01	22-0-2, 229-03

## Hydraulic hub puller


ST

For pulling all 4 and 5-hole hubs on almost all passenger car models.

# 229



hydraulic  
TECHNOLOGY





### Description

- The flange is equipped with variable spaced slits for standard screw use.
- For pulling all 4 and 5-hole hubs for VW, Audi, Seat, Skoda, Opel, Volvo, Fiat, Renault etc.

### Advantage

- Also for extracting drive shafts for vehicles with front wheel drive.
- This puller can be driven by the 22-0-2 slide hammer instead of the hydraulic spindle.
- Almost all components available as replacement parts, time-saving order process thanks to numbering system.

Art.-No.		 inch	max. US t	
229-2	-995026	3 7/8 - 5 3/4	11	22-0-2, 229-3/20
229-3	-995033	3 7/8 - 5 3/4	16.5	22-0-2, 229-3/20



1.



229 For pulling all 4 and 5-hole hubs on almost all passenger car models.

2.



204-V For safe and simple disassembly of the bearing inner race.

08







### Universal whiper-arm puller

ST

For pulling tight-fitting, rusted and deep-set windscreen whiper arms.

# 128-F-SW



#### Description

- Mechanical pressure screw.
- Milled thread treated with special coating.

#### Advantage

- Suitable for front and rear wipers with the washing fluid hose passing through the hub.
- Almost all components available as replacement parts, time-saving order process thanks to numbering system.

Art.-No.		inch	inch	x
<b>128-F-SW</b>	-971242	2 3/8	2	2

### Universal wiper arm puller

ST

For pulling tight-fitting, rusted and deep-set windscreen whiper arms.

# 142



#### Description

- The one-piece bell-shaped design fits on all VW, Audi, Seat, Skoda and other models.
- Shaped for optimal fit with all commonly used types of wiper arms.

#### Advantage

- Windshield wiper arms can be pulled without removing the bonnet.
- The threaded spindles are guided by a movable bush, which allow the puller to be fitted to the edge of the arm at the start and in the middle at the end of the removal process.
- Special threads enable especially high pulling forces.
- Solid, single-piece milled body for high strength.
- No damage to wiper arm, shaft, etc.

Art.-No.		inch	inch	inch	inch
<b>142-1</b>	-555572	5/8	2 1/2	3/32	1 7/8
<b>142-2</b>	-555602	7/8	2 5/8	1/8	1 7/8
<b>142-3</b>	-555619	5/8	1 7/8	3/32	7/8
<b>142-4</b>	-555626	1 1/16	1 3/16	3/16	5/8

### Universal wiper arm puller sets

ST


General purpose set used for pulling tight-fitting, rusted and deep-set windscreen whiper arms.

# K-142



K-142/4

K-142/6



#### Description

- The one-piece bell-shaped design fits on all VW, Audi, Seat, Skoda and other models.
- Shaped for optimal fit with all commonly used types of wiper arms.
- Mechanical pressure screw.
- Milled thread treated with special coating.
- Instructions on the cover.

#### Advantage

- Windshield wiper arms can be pulled without removing the bonnet.
- The threaded spindles are guided by a movable bush, which allow the puller to be fitted to the edge of the arm at the start and in the middle at the end of the removal process.
- Suitable for front and rear wipers with the washing fluid hose passing through the hub.
- Special threads enable especially high pulling forces.
- Solid, single-piece milled body for high strength.

Art.-No.		inch	inch	inch	inch	inch	inch	inch	Stück pieces	
<b>K-142/6</b>	-039249	2 3/8	2	5/8 - 1 1/16	1 3/16 - 2 1/2	1/8 - 3/16	5/8 - 1 7/8		8	i-Boxx
<b>K-142/4</b>	-039232	2 3/8	1 31/32	5/8; 1 1/16	1 3/16; 2 1/2	1/8; 3/16	5/8; 1 7/8		4	L-Boxx MINI




## 2-jaw puller

ST

For VW/Audi coupling gear combination from construction year 2007.

# 20-V



### Description

- With slim but strong special hooks and retrofittable side clamp for VW/Audi coupling gear combination from construction year 2007.
- Can be used for many gears and ball bearings where standard pullers cannot be used.
- Mechanical pressure spindle
- Milled thread treated with special coating.
- Optimal adjustment of the spindle to the shaft with 2-sided spindle top.

### Advantage

- Clamps increase the pressure of the hooks significantly.
- Spindle head band prevents the wrench from slipping off.
- Safe, fast and efficient disassembly.

Art.-No.		inch	inch	x	max. US t
20-10-V	-907944	4 3/4	3 7/8	2	4.5

## Battery terminal puller

ST

For removing battery terminals.

# 48



### Description

- One-hand automatic system.
- Thin pulling hooks.
- Two-arm design for space-saving operation.
- Mechanical pressure screw.
- Milled thread treated with special coating.

### Advantage

- The one-hand automatics allow for safe work even in tight spaces.
- The thin pulling hooks are suitable for narrow, difficult-to-access locations.

Art.-No.		inch	inch	x
48	-170539	2 3/8	1 5/8	2

## 2-jaw puller "Cobra" for inner races with side clamp

ST

For safe and simple disassembly of the bearing inner race.

# 204-V



### Description

- Adapter fits on all common axial holes, e.g. on VAG and other models.
- Puller hooks are specially hardened and smoothed.
- With integrated clamp.
- Mechanical pressure screw.
- Milled thread treated with special coating.

### Advantage

- When the tension clamp is tightened, the pulling jaws grip below the part to be removed and loosen it before the actual removal process.
- Clamps increase the pressure of the hooks significantly.
- Spindle head band prevents the wrench from slipping off.
- Safe, fast and efficient disassembly.
- No cut-off grinding, chiselling or hammering required.

Art.-No.		inch	inch	x	für for
204-V	-974533	3 5/8	3 7/8	2	an der vorderen Radnabe V10.1 (Volkswagen)



1.



229 For pulling all 4 and 5-hole hubs on almost all passenger car models.

2.



204-V For safe and simple disassembly of the bearing inner race.

08





### Puller for cam wheels (VW/Audi)

ST

For removing the camshaft sprockets.

# 118



#### Description

- Four special pulling claws.
- Mechanical pressure screw.
- Milled thread treated with special coating.

#### Advantage

- Spindle head band prevents the wrench from slipping off.
- Almost all components available as replacement parts, time-saving order process thanks to numbering system.

Art.-No.		für for
118-0	-860904	TDI (4-6-8 Zyl., V6, V8
118-1	-989636	FSI; 2 Liter

### Valve lifters

ST

For OHV engines.

# 103



103-1

103-2

103-3

#### Description

- Item 103-1 designed with straight claws.
- Item 103-2 and 103-3 designed with straight and curved claws.
- Item 103-3 for used in large cars and delivery vans.

Art.-No.		 inch
103-1	-022876	2 3/8 - 9 1/16
103-2	-022951	1 5/8 - 9 1/16
103-3	-023378	4 1/2 - 11 3/8

### Clipping device for fluid hoses

ST

# 116



Art.-No.		Ø inch
116-20	-971631	3/16 - 3/4


### 2-jaw puller for vibration dampers with quick adjusting jaws

ST

# 124



124-20-A



#### Description

- Pulling hook with quick adjusting capability quick adjust.
- Pulling hooks with infinitely variable adjustment on the cross-beam.
- Two-arm design for space-saving operation.
- Parallel pulling hooks in every position, even with full load.
- Mechanical pressure screw.

#### Advantage

- Can be installed on various pulling hooks.
- Variable reach thanks to jaw extensions, available up to a puller size of -30.
- Spindle head band prevents the wrench from slipping off.
- Cross-beam with hexagonal profile for good grip.
- Suitable for pulling asymmetric workpieces.

Art.-No.		 inch	J <sup>x</sup>	Bezeichnung description
124-20-A	-985140	7 7/8	2	VW T4; VAG Transporter (96)
124-20-B	-985157	8 7/8	2	VW T4; VAG Transporter (96)
124-20-U	-985164	1 3/4 - 7 7/8	2	universal



**Passenger car V-belt pulley set for all passenger car types**

ST

For multi-grooved pulleys up to 7 3/4 inch diameter.

# 124-K





**Description**

- Two-arm design for space-saving operation.
- Parallel pulling hooks in every position, even with full load.
- Mechanical pressure screw.
- Milled thread treated with special coating.

**Advantage**

- Universally applicable for most vehicle types.
- Spindle head band prevents the wrench from slipping off.
- Almost all components available as replacement parts, time-saving order process thanks to numbering system.

Art.-No.		 inch	 inch	J <sub>x</sub>
124-K	-736841	7 3/4	2 3/4 - 3 3/16	2

**Detaching tool for car-door inside panel**

ST

# 134





**Description**

- 2--component handle.

**Advantage**

- Practical tool for professional removal of vehicle trim.

Art.-No.		 inch	 inch
134	-975981	6 7/8	11 1/4

**Deflection tool for injectors**

ST

# 230-I



**Art.-No.**

230-I

-977626



inch

11 1/32

für  
for

MB CDI

**3-jaw puller with self-centering jaws**

ST

For safe and damage-free removal of plugged wheel covers, dust and grease covers.

# 225-SK






**Description**

- Spring-loaded, special shape with self-centring pulling jaws.
- The quick-release lock allowed a fast replacement of the jaws.

**Advantage**

- Particularly well-suited for narrow grooves on dust and grease covers.
- The extractor can be combined with the KUKKO counterstay 22-2 and with slide hammer 22-0-1.

Art.-No.		 inch	 inch	
225-SK	-324215	2 5/8	19/32	22-0-1, 22-2



08





### 3-jaw puller with self-centering jaws

ST

For removing bearings, gears, discs, etc.

# 225






#### Description

- Spring-loaded, special shape with self-centring pulling jaws.
- The quick-release lock allowed a fast replacement of the jaws.

#### Advantage

- Spring-loaded hooks hold the device in place on the object to be pulled.
- The extractors can be combined with the KUKKO counterstays 22-2, 22-3 and with slide hammers 22-0-1.

Art.-No.		 inch	 inch	
<b>225-SK</b>	-324215	2 5/8	19/32	22-0-1, 22-2



### Chain splitting and riveting tool

ST

For splitting and riveting single strand roller chains.

# 59







#### Description

- For single strand roller chains per DIN 8187 and a bolt diameter of 1/8 – 1/4 inch.
- The frame of the motorcycle (frame, swing arm) often makes it necessary to separate the chain directly on the vehicle. Use of "inappropriate" tools such as screwdrivers or something similar is very likely to result in injury.

#### Advantage

- Set includes a pressure adapter to properly adjust the distance of the riveting bolts. This ensures there is never too much pressure on the chain during attachment.

Art.-No.		 inch	 inch		Stück pieces	
<b>K-59-1/14</b>	-000461	1/8 - 1/4	1/4 - 3/4	59-1, 59-1-1, 59-1-2, 58-1	14	i-Boxx

### Steering head bearing fitting tool kit

ST

For installation of steering head bearings on motorcycles

# 71-M








#### Description

- Set is suitable for all motorcycles.
- The following are also included in the set: 1 sealing grip device for hoses.
- Specifically intended for the replacement of the steering head bearing.
- Instructions and conversion table in the cover.
- Secure storage in special foam.

#### Advantage

- The special shape of the impact ring allows for the power to be transmitted only to the internal ring during pressing or hammering of the tapered roller bearing.
- This means that the bearing cage will not be destroyed.
- The combination of impact ring and impact sleeve required for the installation of the ball bearing can be found in the table inside the case cover.
- The axes, bearing casings and gaskets of the bearing will not be damaged.
- The impact rings have a rubber ring and ensure locking at the strike pipes.

Art.-No.		 inch	 pcs.	 inch	 inch	 pcs.
<b>71-M</b>	-772788	1 - 1 3/8	1	1 1/4	14 3/16	4




## Single soft scraper

ST

For the careful removal of bonded weights, bonded protective strips, stickers, vignettes, etc.

# 2200




### Description

- Professional quality made from POM (polyoxymethylene).
- Particularly sharp due to polished scraper blade.
- Reinforced connection between handle and blade.
- Good surface feel due to ergonomic handle.
- Slip protection.

### Advantage

- Does not damage surfaces.
- Robust blade, can be sharpened.
- Solvent-resistant.

Art.-No.		 inch	Stück pieces
<b>2200</b>	-001611	7/8 x 2 3/8; 7/8 x 3 1/16; 7/8 x 5 7/8; 1 1/8 x 5 7/8	4
<b>2200-1</b>	-324284	7/8 x 2 3/8	1
<b>2200-2</b>	-324291	7/8 x 3 1/16	1
<b>2200-3</b>	-324307	7/8 x 5 7/8	1
<b>2200-4</b>	-324314	1 1/8 x 5 7/8	1

## Pulse wheel puller

ST


For the maintenance and servicing of alternators and ignition systems.

# 98



### Description

- Mechanical pressure screw.
- Milled thread treated with special coating.

Art.-No.			$\overline{L}$ inch
<b>98-1</b>	-433719	M27x1,0	2 3/16
<b>98-2</b>	-433733	M26x1,5; M22x1,5	2 3/16

## Bolt hole puncher

ST

For uniform, deformation-free punching of sheet metal, such as steel, V2A, copper and aluminum.

# 121



### Description

- Guaranteed long service life.
- Material thickness up to max. 3/16 inch.
- Special grade tool steel, burnished.

### Advantage

- Ideal for hard to reach places, such as in switch cabinets, junction boxes, instrument panels, sinks basins, vehicle bodies.

Art.-No.		$\emptyset$ inch
<b>121-182</b>	-831379	3/4
<b>121-260</b>	-831386	1 1/32
<b>121-266</b>	-403187	1 1/16
<b>121-319</b>	-403194	1 1/4
<b>121-326</b>	-403200	1 1/4
<b>121-389</b>	-403224	1 1/2
<b>121-190</b>	-079092	3/4
<b>121-200</b>	-202544	3/4
<b>121-225</b>	-202575	7/8
<b>121-184</b>	-403163	3/4
<b>121-293</b>	-058776	1 3/16
<b>121-265</b>	-058752	1 1/16
<b>121-186</b>	-058745	3/4

08









# Extractor

Ausdreher

---

## 09

Bolt extractors..... **160**

Stud Extractors..... **162**





**Bolt extractors with drills and drill-guide**

**ST**




to bore out worn bolts, etc.

# 49-U



**Advantage**

- Almost all components available as replacement parts, time-saving order process thanks to numbering system.

Art.-No.		 inch	 inch	 inch
<b>49-U-11</b>	-799549	3/16 - 1/4	M5 - M7	1/4
<b>49-U-12</b>	-799624	3/8 - 3/8	M8 - M9	3/8
<b>49-U-13</b>	-799709	3/8	M10	3/8
<b>49-U-14</b>	-799884	1/2	M12	1/2
<b>49-U-15</b>	-799969	5/8 - 5/8	M 14 - M 16	5/8

**Bolt extractor set**

**ST**

Universal set for drill out worn bolts, etc.

# 49-U-B







**Description**

- Instructions and conversion table in the cover.
- Secure storage in special foam.
- Personal KUKKO-Chip-Code.

**Advantage**

- Practical package for universal use.
- Complete easy-to-manage package.
- Almost all components available as replacement parts, time-saving order process thanks to numbering system.

Art.-No.				 inch		Stück pieces
<b>49-U-B</b>	-799136	M5	M16	1/4 - 5/8	L-Boxx MINI	25

**Bolt extractors "Super Traction"**

**ST**

To drill out worn bolts with right-hand thread, etc.

# 49-T




**Description**

- Chrome vanadium steel.
- Square for operation with a tap spanner and an open-end spanner.

**Advantage**

- Narrow grooves offer better traction for convenient operation.

Art.-No.		 inch
<b>49-T-1</b>	-758461	3/16 - 1/4
<b>49-T-2</b>	-758539	1/4 - 1/4
<b>49-T-3</b>	-758614	3/8 - 3/16
<b>49-T-4</b>	-758799	3/16 - 5/8
<b>49-T-5</b>	-758874	5/8 - 3/4



**Bolt extractor set "Super Traction"**

ST

To drill out worn bolts with right-hand thread, etc., in a set.

49-T-A





**Description**

- Chrome vanadium steel.
- Square for operation with a tap spanner and an open-end spanner.

**Advantage**

- Narrow grooves offer better traction for convenient operation.

Art.-No.		 inch	Stück pieces	
49-T-A	-758959	3/16 - 3/4	5	Kunststoff / Plastic

**Bolt extractors, american shape with broad flutes**

ST

To drill out worn bolts with right-hand thread, etc.

49




**Description**

- Chrome vanadium steel.
- Square for operation with a tap spanner and an open-end spanner.

**Advantage**

- Wide grooves for soft materials, e.g. brass, aluminum, VA, etc.

Art.-No.		 inch
49-01	-490569	1/8 - 1/4
49-02	-490644	1/4 - 3/8
49-03	-490729	3/8 - 3/8
49-04	-490804	3/8 - 5/8
49-05	-490989	5/8 - 3/4
49-06	-491061	3/4 - 7/8

**Bolt extractor set, american shape with broad flutes**

ST

To drill out worn bolts with right-hand thread, etc., in a set.

49-0-S




**Description**

- Chrome vanadium steel.
- Square for operation with a tap spanner and an open-end spanner.

**Advantage**

- Wide grooves for soft materials, e.g. brass, aluminum, VA, etc.

Art.-No.		 inch	Stück pieces
49-0-S	-491146	1/8 - 7/8	6

09



**Bolt extractors german, shape with narrow flutes**

ST

To drill out worn bolts with right-hand thread, etc.

49





**Description**

- Chrome vanadium steel.
- Square for operation with a tap spanner and an open-end spanner.

**Advantage**

- Fine grooves offer better traction for convenient operation.

Art.-No.		 inch	
49-1	-018008	1/8 - 1/4	1,8
49-2	-018183	1/4 - 3/8	3,2
49-3	-018268	3/8 - 3/8	4,5
49-4	-018343	3/8 - 5/8	6,5
49-5	-018428	5/8 - 3/4	8,5
49-6	-018596	3/4 - 7/8	12,0
49-7	-018671	7/8 - 1 3/8	15,3
49-8	-018756	1 3/8 - 1 3/4	20,0
49-9	-018831	1 3/4 - 2 1/8	25,0



**Bolt extractor sets**

**ST**

To drill out worn bolts with right-hand thread, etc., in a set.

49





**Description**

- Chrome vanadium steel.
- Square for operation with a tap spanner and an open-end spanner.

**Advantage**

- Fine grooves offer better traction for convenient operation.

Art.-No.		 inch	Stück pieces	
49-A	-018916	1/8 - 3/4	5	
49-B	-019098	1/8 - 7/8	6	
49-C	-019173	1/8 - 1 3/4	8	

**Stud pullers with internal serration**

**ST**

For extracting stud bolts or torn parts.

50




**Description**

- The knurling wheel presses the stud bolt securely against the internal serration.

**Advantage**

- While being bored out, the stud bolt is located in the key area and cannot break off.

Art.-No.		 inch
50-1	-019258	1/4 - 3/8
50-2	-019333	3/8 - 3/4
50-3	-019418	3/4 - 1

**Stud pullers with internal serration**

**ST**

For extracting out stud bolts or torn parts.

51




**Description**

- The knurling wheel presses the stud bolt securely against the internal serration.

**Advantage**

- While being bored out, the stud bolt is located in the key area and cannot break off.

Art.-No.		 inch
51-1	-019586	1/4 - 3/8
51-2	-019661	3/8 - 3/4
51-3	-019746	3/4 - 1

**Stud puller with extra wide working range**

**ST**

For extracting stud bolts or torn parts.

52




**Description**

- The knurling wheel presses the stud bolt securely against the internal serration.
- Extra large working range.

**Advantage**

- While being bored out, the stud bolt is located in the key area and cannot break off.

Art.-No.		 inch
52	-019821	1/4 - 3/4



**Stud pullers for confined spaces**

ST



For extracting stud bolts or torn parts.

53



**Advantage**

- Extra large working range.
- Use in cramped spaces.

Art.-No.		 inch	 inch
53-5	-137860	1/4	1/2
53-6	-342318	1/4	1/2
53-7	-866234	1/4	1/2
53-8	-342493	3/8	1/2
53-10	-342561	3/8	1/2
53-12	-342646	3/16	1/2
53-14	-984563	5/8	1/2
53-16	-388774	5/8	-
53-18	-137846	3/4	3/4
53-20	-745591	3/4	3/4
53-22	-971082	7/8	-
53-24	-966774	7/8	-
53-30	-966781	1 3/16	-

**Stud pullers set for confined spaces**

ST




For extracting stud bolts or torn parts in a set.

53



**Advantage**

- Extra large working range.
- Use in cramped spaces.

Art.-No.		 inch	 inch	Stück pieces	
53	-342233	1/4; 3/8; 1/2	1/2	4	

09









# Others

Sonstige

---

## 10

Flange spreaders.....	166
Open-end slogging spanners.....	166
Slogging spanners.....	167
Europäer.....	167



**Flange spreaders (pair)****ST**

For separating and fixing the flange joints of pipelines

**160****Description**

- Always used in pairs.
- Fast and secure separation of the flange joints of pipelines.
- Allows easy performance of maintenance operations such as seal replacement.
- Mechanical pressure screw.

**Advantage**

- After completion of the work, the flanges are returned to their precise starting position.

Art.-No.	
<b>160-1</b>	-025273
<b>160-2</b>	-025358

**Universal spreader****ST**


For quick, safe spreading of flanges and similar parts of all types and sizes.

**165****Description**

- Universal tool for many applications.
- A built-in reversible ratchet allows smooth operation of the spreader.
- The flange spreaders are designed to be used in pairs.

**Advantage**

- Allows easy performance of maintenance operations such as seal replacement.
- After completion of the work, the flanges are returned to their precise starting position.

Art.-No.			max.
		inch	US t
<b>165-E</b>	-491979	3/8 - 3	2

**Open-end slogging spanners (~DIN 133)****ST**


For use in commercial vehicles, the pipe industry, tank cleaning, the petrochemical industry, steel construction, mining, etc.

**133****Description**

- Design according to DIN 133.

**Advantage**

- Up to 525 mm length, made of forged carbon-steel.
- Spanner size up to 120.

Art.-No.		
		inch
<b>133-24</b>	-865213	6 1/4
<b>133-27</b>	-854804	7 1/8
<b>133-30</b>	-854989	7 1/2
<b>133-32</b>	-855061	7 5/8
<b>133-34</b>	-904394	7 5/8
<b>133-36</b>	-855146	8 1/4
<b>133-41</b>	-855221	8 7/8
<b>133-46</b>	-855306	10 1/32
<b>133-50</b>	-855481	11
<b>133-55</b>	-855559	12 1/4
<b>133-60</b>	-855634	12 5/8
<b>133-65</b>	-855719	13 3/4
<b>133-70</b>	-855894	14 5/8
<b>133-75</b>	-855979	15 3/4
<b>133-80</b>	-856051	15 7/8
<b>133-85</b>	-856136	15 7/8
<b>133-90</b>	-856211	17 7/8
<b>133-95</b>	-856396	17 7/8
<b>133-100</b>	-856471	19 3/4
<b>133-105</b>	-865176	19 3/4
<b>133-110</b>	-865183	19 3/4
<b>133-115</b>	-865190	20 5/8
<b>133-120</b>	-865206	20 5/8



## Logging spanners (~DIN 7444)

ST

For use in commercial vehicles, the pipe industry, tank cleaning, the petrochemical industry, steel construction, mining, etc.

# 406



### Description

- Design according to DIN 7444.

### Advantage

- Up to 480 mm length, made of forged carbon-steel.
- Spanner size up to 120.

Art.-No.		L
		inch
406-24	-856549	6 1/4
406-27	-856624	7 1/8
406-30	-856709	7 1/2
406-32	-856884	7 5/8
406-34	-904431	7 5/8
406-36	-856969	8 1/16
406-38	-865961	8 1/16
406-41	-857041	8 7/8
406-46	-857126	9 5/8
406-50	-857201	9 7/8
406-55	-857386	10 5/8
406-60	-857461	10 5/8
406-65	-857539	11 3/8
406-70	-857614	12 5/8
406-75	-857799	12 3/4
406-80	-857874	13 5/8
406-85	-857959	14 3/8
406-90	-858031	15 3/4
406-95	-858116	15 3/4
406-100	-858291	15 3/4
406-105	-858376	17 1/8
406-110	-858451	17 1/8
406-115	-858529	17 1/8
406-120	-858604	18 7/8

## Europäer

ST

For pressing and clamping several workpieces.

# 1900



### Description

- Further development of the adjustable spanner „monkey wrench“
- Adjustable, open-jawed wrench.
- Serrated gripping jaws on one side for attaching round or multi-angle objects.
- Soft plastic protective caps improve the grip in the case of metallic objects.
- Locked-Unlocked System.

### Advantage

- No uncontrolled adjustment by arresting mechanism.
- Serrated gripping jaws for improved possibilities of use.
- Lockable flat on flat or flat on round.
- Soft plastic caps enable non slip jaws.
- Optimally converts to different sizes.


Art.-No.		L	B	T
		inch	inch	inch
1900-30	-000355	5 7/8	2 3/8	7/8
1900-50	-000362	6 7/8	3 3/4	7/8
1900-75	-000416	9 7/8	5 7/8	1 3/8



10





 **Pulling and extracting tools with hydraulic rams, pressure range 5, 10, 20, 30 and 50 t**

These sturdy hydraulic pullers will solve practically any conceivable pulling problem while considerably improving productivity in repair shops and industrial facilities. They facilitate heavy manual labor and minimize lost repair time and machine outages. By exerting a precisely defined hydraulic force, they enable careful gentle application.





# Hydraulics

## Hydraulik



# 11

Hydraulic wheel puller.....	170
Pump- driven hydraulic nut splitter.....	170
Hydraulic 2-jaw puller with swiveling jaws and accessories.....	170
Hydraulic 3-jaw pullers with swiveling jaws and accessories.....	174
Hydraulic push/pulling device with hydraulic hollow ram and accessories.....	175
Hydraulic hollow ram.....	178
Pressure pads.....	179
Mobile hydraulic puller.....	180
Protective blankets.....	184
Hydraulic push/pull device sets.....	185







**Hydraulic wheel puller for low-floor bus: MB Citaro, MAN, Neoplan**

**HY**

Safe and fast disassembly of the hub on commercial vehicles and buses.

# Y-60-100



**Description**

- Bolt circle disc with different radii and bore diameters.
- 30-tonne cylinder ram.

**Advantage**

- Very tight, difficult-to-remove hubs are loosened.
- Gentle removal process.
- Arranged and space-efficient custody in the suitcase.
- Almost all components available as replacement parts, time-saving order process thanks to numbering system.

Art.-No.			für for	max. US t		Stück pieces	
<b>Y-60-100</b>	-356780	M16; M18; M20	ZF A, B and C-Axes (type AV132 )RL 75 E, RL 75 EC	33	YHP-321	22	L-Boxx

**Pump-driven hydraulic nut splitter in a case**

**HY**

For use in commercial vehicles, the pipe industry, tank cleaning, the petrochemical industry, steel construction, mining, etc.

# Y-57



**Description**

- hydraulic, single-acting with spring return.
- compact ergonomic construction.
- Easy handling.

**Advantage**

- unique slanting head for use on flat surfaces.
- faster spring removal.
- Almost all components available as replacement parts, time-saving order process thanks to numbering system.

Art.-No.		 inch	 M	
<b>Y-57-10</b>	-123559	3/8-3/4	M6 - M12	i-Boxx
<b>Y-57-19</b>	-123566	3/4-1	M12 - M16	i-Boxx
<b>Y-57-24</b>	-870675	7/8-1 1/4	M16 - M22	L-Boxx
<b>Y-57-32</b>	-870682	1 1/4-1 5/8	M22 - M27	L-Boxx
<b>Y-57-41</b>	-870699	1 5/8-2 1/16	M27 - M33	L-Boxx
<b>Y-57-50</b>	-870705	5 1/16-2 3/8	M33 - M39	Metal
<b>Y-57-60</b>	-870712	2 3/8-3	M39 - M48	Metal
<b>Y-5724M</b>	-803741		Replacement chisel	
<b>Y-5732M</b>	-803826		Replacement chisel	
<b>Y-5741M</b>	-803901		Replacement chisel	
<b>Y-5750M</b>	-804083		Replacement chisel	
<b>Y-5760M</b>	-804168		Replacement chisel	
<b>Y-5719M</b>	-058738		Replacement chisel	
<b>Y-5710M</b>	-058721		Replacement chisel	

**Hydraulic 2-jaw puller with swiveling jaws, with hydraulic hollow ram for pump drive**

**HY**

For removing particularly large and tight bearings, gears, discs, etc.

# Y-205



**Description**

- Hydraulic hollow ram.
- 2-jaw puller.
- Swivelling puller jaws.

**Advantage**

- Universal application thanks to adjustable clamping depths.
- The larger the pulling force, the stronger the puller hook's grip on the workpiece to be removed.
- Almost all components available as replacement parts, time-saving order process thanks to numbering system.

Art.-No.		 inch	 inch	J <sub>x</sub>	max. bar	max. US t
<b>Y28-205</b>	-036088	16	11 7/8	2	525	16.5
<b>Y38-205</b>	-037078	27 5/8	20 1/2	2	580	27.5
<b>Y58-205</b>	-038068	36	27 5/8	2	525	49.5



**Hydraulic 3-jaw puller with swiveling jaws, with hydraulic hollow ram for pump drive**

HY

For removing particularly large and tight bearings, gears, discs, etc.

Y-206



**Description**

- Hydraulic hollow ram.
- Flexibility assured thanks to two-arm or three-arm design.
- If there is adequate free space around the part to be removed, we recommend using a 3-jaw puller.
- Swivelling puller jaws.

**Advantage**

- Universal application thanks to adjustable clamping depths.
- The larger the pulling force, the stronger the puller hook's grip on the workpiece to be removed.
- Almost all components available as replacement parts, time-saving order process thanks to numbering system.

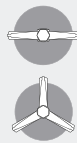
Art.-No.		inch	inch	J x	max. bar	max. US t
Y28-206	-036248	11 1/32 - 19 3/4	11 7/8	3	700	22
Y38-206	-037238	13 - 34	20 1/2	3	700	33
Y58-206	-038228	18 1/8 - 44	27 5/8	3	580	55

**Hydraulic external puller sets**

HY

For removal of particularly large and tight bearings, gears, discs, etc. in industry and commercial vehicles.

Y-56



**Description**

- Large range for use in industry, commercial vehicles and farm machinery.
- Hydraulic hollow ram.
- Hydraulic hand pump, gauge and hoses.
- 2- and 3-jaw pullers.

**Advantage**

- Arranged and space-efficient custody in the metal case.
- Almost all components available as replacement parts, time-saving order process thanks to numbering system.

Art.-No.		inch	inch	J x	t	t
Y28-256	-036811	11 1/32 - 19 3/4	11 7/8	3	15	20
Y38-356	-037801	13	20 1/2	3	25	30
Y58-556	-038631	18 1/8	27 5/8	3	45	50

**Hydraulic hand pump, gauge and hoses**

HY

For use with pullers in the KUKKO line of hydraulic products.

YHP



YHP-326



YHP-320



YF-200



YM-235

**Description**

- The KUKKO product range includes high-pressure hydraulic hand pumps, pressure gauges and hoses, as well as various connections and adapters that are designed for durability and ease of use. The entire series is also equipped with various safety features that provide reliable performance and occupational safety.
- Almost all components available as replacement parts, time-saving order process thanks to numbering system.

**Advantage**

- KUKKO provides maintenance and services for registered product serial numbers.

Art.-No.		bar	cm <sup>3</sup>	inch	max. US t		
YHP-320	-045721	700	900	7/8		YF-200, YM-235	
YHP-321	-111198	700	900	7/8	55	-	YHP-320, YF-200
YHP-324	-045806	700	900	7/8	55	-	YHP-320, YM-235
YHP-325	-045981	700	900	7/8	55	-	YHP-320, YF-200, YM-235
YHP-326	-046483	700	900	7/8	55	-	YHP-325
YF-200	-045646	2 m Schlauch / 2 m hose				YHP-320	-
YM-235	-157769	700 bar Nanometer / 700 bar gauge				YHP-320, YF-200	-
YGA-2	-458644	Adapter					

11





## Accessories for hydraulic pullers

HY

For use with pullers in the KUKKO line of hydraulic products.

# Y205/206



Y205-00  
Y305-00  
Y505-00



Y205-20  
Y305-20  
Y505-20



Y205-30  
Y305-30  
Y505-30

### Description

- The KUKKO product range includes high-pressure hydraulic hand pumps, pressure gauges and hoses, as well as various connections and adapters that are designed for durability and ease of use. The entire series is also equipped with various safety features that provide reliable performance and occupational safety.
- Almost all components available as replacement parts, time-saving order process thanks to numbering system.

Art.-No.		Bezeichnung description	max. US t	
Y205-00	-273759	Jaw (individual) with accessories	22	Y28-205, Y28-206, Y20-206, Y20-205
Y205-20	-038976	2-jaw cross-beam	22	Y28-205, Y28-206, Y20-206, Y20-205
Y206-30	-039478	3-jaw cross-beam	22	Y28-205, Y28-206, Y20-206, Y20-205
Y305-00	-273834	Jaw (individual) with accessories	33	Y38-205, Y38-206, Y30-206, Y30-205
Y305-20	-040931	2-jaw cross-beam	33	Y38-205, Y38-206, Y30-206, Y30-205
Y306-30	-041433	3-jaw cross-beam	33	Y38-205, Y38-206, Y30-206, Y30-205
Y505-00	-273919	Jaw (individual) with accessories	55	Y58-205, Y58-206, Y50-206, Y50-205
Y505-20	-042911	2-jaw cross-beam	55	Y58-205, Y58-206, Y50-206, Y50-205
Y506-30	-043413	3-jaw cross-beam	55	Y58-205, Y58-206, Y50-206, Y50-205

## 2-jaw puller with swiveling jaws (without hydraulic hollow ram for pump drive)

HY

For removing particularly large and tight bearings, gears, discs, etc.

# Y-205





### Description

- 2-jaw puller.
- Swivelling puller jaws.

### Advantage

- Universal application thanks to adjustable clamping depths.
- The larger the pulling force, the stronger the puller hook's grip on the workpiece to be removed.
- YRH series hydraulic hollow ram is required for use.
- Almost all components available as replacement parts, time-saving order process thanks to numbering system.

Art.-No.		 inch	 inch	J <sup>x</sup>	für for	max. US t
Y20-205	-035906	16	11 7/8	2	KUKKO, Enerpac, OTC, Powerteam, NIKE	16.5
Y30-205	-036996	27 5/8	20 1/2	2	KUKKO, Enerpac, OTC, Powerteam, NIKE	27.5
Y50-205	-037986	36	27 5/8	2	KUKKO, Enerpac, OTC, Powerteam, NIKE	49.5



**3-jaw puller with swiveling jaws (without hydraulic hollow ram for pump drive)**

**HY**

For removing particularly large and tight bearings, gears, discs, etc.

# Y-206





**Description**

- 3-jaw puller.
- Swivelling puller jaws.

**Advantage**

- Universal application thanks to adjustable clamping depths.
- The larger the pulling force, the stronger the puller hook's grip on the workpiece to be removed.
- YRH series hydraulic hollow ram is required for use.
- Almost all components available as replacement parts, time-saving order process thanks to numbering system.

Art.-No.		 inch	 inch	J <sub>x</sub>	für for	max. US t
<b>Y20-206</b>	-036163	11 1/32 - 19 3/4	11 7/8	3	KUKKO, Enerpac, OTC, Powerteam, NIKE	22
<b>Y30-206</b>	-037153	13 - 35 3/8	20 1/2	3	KUKKO, Enerpac, OTC, Powerteam, NIKE	33
<b>Y50-206</b>	-038143	18 1/8 - 44	27 5/8	3	KUKKO, Enerpac, OTC, Powerteam, NIKE	55

**Accessories for hollow rams**

**HY**

For use with pullers in the KUKKO line of hydraulic products.

# Y-10/11




Y218-10  
Y318-10  
Y518-10



Y218-10  
Y318-10  
Y518-10

**Description**

- The KUKKO product range includes high-pressure hydraulic hand pumps, pressure gauges and hoses, as well as various connections and adapters that are designed for durability and ease of use. The entire series is also equipped with various safety features that provide reliable performance and occupational safety.
- Almost all components available as replacement parts, time-saving order process thanks to numbering system.

Art.-No.		Bezeichnung description	max. US t	
<b>Y218-10</b>	-040368	Crank	22	YRH-202
<b>Y218-11</b>	-040443	Mechanical screw	22	YRH-202
<b>Y318-10</b>	-041761	Crank	33	YRH-302
<b>Y318-11</b>	-041846	Mechanical screw	33	YRH-302
<b>Y518-10</b>	-044243	Crank	55	YRH-603
<b>Y518-11</b>	-044328	Mechanical screw	55	YRH-603





**Hydraulic 3-jaw combination puller with swiveling jaws, with hydraulic cylinder for pump drive**

**HY**

For removing particularly large and tight bearings, gears, discs, etc.

**Y-208**



**Description**

- Swivelling puller jaws.

**Advantage**

- Combi-pullers can be used as a 3-jaw and 2-jaw puller.
- Universal application thanks to adjustable clamping depths.
- The larger the pulling force, the stronger the puller hook's grip on the workpiece to be removed.
- Almost all components available as replacement parts, time-saving order process thanks to numbering system.

Art.-No.				J x			max. US t
		inch	inch		inch		
<b>Y08-208</b>	-461774	9 7/8	8 1/2	2/3	4 7/8	1 1/2" - 16 UN	5.5
<b>Y18-208</b>	-461699	19 3/4	19 3/4	2/3	9 7/8	2 1/4" - 14 UNS	11

**3-jaw combination puller with swiveling jaws (without hydraulic cylinder for pump drive)**

**HY**

For removing particularly large and tight bearings, gears, discs, etc.

**Y-208**



**Description**

- Swivelling puller jaws.

**Advantage**

- Combi-pullers can be used as a 3-jaw and 2-jaw puller.
- Universal application thanks to adjustable clamping depths.
- The larger the pulling force, the stronger the puller hook's grip on the workpiece to be removed.
- YRE series hydraulic cylinder ram with collar threads is required for use.
- Almost all components available as replacement parts, time-saving order process thanks to numbering system.

Art.-No.				J x		für for	max. US t
		inch	inch				
<b>Y05-208</b>	-172366	9 7/8	8 1/2	2/3	1 1/2" - 16UN	KUKKO, Enerpac, OTC, Powerteam, REHOBOT	5.5
<b>Y10-208</b>	-172441	19 3/4	19 3/4	2/3	2 1/4" - 14 UNS	KUKKO, Enerpac, OTC, Powerteam, REHOBOT	11



**Hydraulic push/pulling device with hydraulic hollow ram for pump drive**

HY

For removing particularly large and tight bearings, gears, discs, etc. using separator blades and internal extractors.

# Y-180



**Description**

- Hydraulic hollow ram.

**Advantage**

- Easy and even pulling for particularly tight parts.
- Almost all components available as replacement parts, time-saving order process thanks to numbering system.

Art.-No.				max. bar	max. US t
		inch	inch		
<b>Y28-180</b>	-036408	18 1/2	5 3/8 - 11 7/8	525	16.5
<b>Y38-180</b>	-037498	20 1/2	7 1/8 - 16 1/2	580	27.5
<b>Y58-180</b>	-038488	26	9 1/4 - 21 1/4	405	49.5

**Internal extractors**

HY

For extracting inner bearings, bearing outer rings and bushings.

# Y-21



**Description**

- Mechanical pressure screw.
- Milled thread treated with special coating.

**Advantage**

- The 2-shell design with extra large grasp edges ensures safe extraction.
- KUKKO internal extractors can be combined with counter supports and slide hammers.

Art.-No.				max. US t
		inch	inch	
<b>Y-221-E</b>	-040856	1 3/16 - 7 1/8	5 1/2	16.5
<b>Y-321-E</b>	-042836	3 - 9 1/16	5 7/8	22
<b>Y-521-E</b>	-044656	3 - 9 1/16	5 7/8	27.5

**Separators for hydraulic push/pull devices**

HY

# Y-15



Art.-No.				max. US t
		inch	inch	
<b>Y-215-2</b>	-172106	7/8 - 4 1/2	4 1/2	16.5
<b>Y-215-3</b>	-039546	1 - 6 1/8	6	16.5
<b>Y-215-4</b>	-385629	1 3/16 - 7 7/8	7 7/8	16.5
<b>Y-315-4</b>	-398186	1 3/16 - 7 7/8	7 7/8	22
<b>Y-315-5</b>	-041501	1 3/16 - 9 7/8	9 7/8	22
<b>Y-515-5</b>	-400063	1 3/16 - 9 7/8	9 7/8	33
<b>Y-515-6</b>	-043581	3 - 13	13	33
<b>Y-515-7</b>	-172281	3 3/16 - 16 1/2	16 1/2	33

11







## Hydraulic push/pull device sets

HY

For separation and internal extraction of particularly large and tight bearings, gears, discs, etc. in industry and commercial vehicles.

# Y-18









### Description

- Large range for use in industry, commercial vehicles and farm machinery.
- Hydraulic hollow ram.
- Hydraulic hand pump, gauge and hoses.
- Separator blade.
- Internal extractor.

### Advantage

- Arranged and space-efficient custody in the metal case.
- Almost all components available as replacement parts, time-saving order process thanks to numbering system.

Art.-No.		 inch	 inch	 inch	 US t	 US t	 US t
<b>Y28-218</b>	-036651	18 1/2	1 - 6 1/8	5 1/4 - 11 3/4	16	16	11
<b>Y38-318</b>	-037641	20 1/2	1 3/16 - 9 7/8	7 - 16 1/4	27	22.5	22.5
<b>Y58-518</b>	-038891	26	3	9 1/4 - 21	38	33	27

## Accessories for hydraulic pulling devices

HY

For use with pullers in the KUKKO line of hydraulic products.

# Y-18-E



Y218-03  
Y318-03  
Y518-03

Y218-06-P  
Y218-07-P  
Y218-08-P  
Y318-36-P  
Y318-37-P  
Y318-38-P  
Y518-07-P  
Y518-08-P

Y218-33  
Y318-33  
Y518-33

### Description

- The KUKKO product range includes high-pressure hydraulic hand pumps, pressure gauges and hoses, as well as various connections and adapters that are designed for durability and ease of use. The entire series is also equipped with various safety features that provide reliable performance and occupational safety.
- Almost all components available as replacement parts, time-saving order process thanks to numbering system.

Art.-No.		Bezeichnung description	max. US t	
<b>Y218-03</b>	-039706	Cross-beam	22	Y28-180, Y20-180
<b>Y218-04</b>	-529818	Fastening material kit for 1 pair of tension bolts	22	Y28-180, Y20-180
<b>Y218-06-P</b>	-056420	bolts, pair: 9 3/8 inch	22	Y28-180, Y20-180
<b>Y218-07-P</b>	-056437	bolts, pair: 16 1/2 inch	22	Y28-180, Y20-180
<b>Y218-08-P</b>	-056444	bolts, pair: 22 3/8 inch	22	Y28-180, Y20-180
<b>Y218-09-P</b>	-218095	Pair of support nuts for tension bolts	22	Y28-180, Y20-180
<b>Y218-12-P</b>	-097157	bolts, pair: 4 1/2 inch	22	Y28-180, Y20-180
<b>Y218-31-P</b>	-218316	Pair of connectors for tension bolts	22	Y28-180, Y20-180
<b>Y218-33</b>	-040771	Quick-adjust nuts	22	Y28-180, Y20-180
<b>Y318-03</b>	-041686	Cross-beam	33	Y38-180, Y30-180
<b>Y318-04</b>	-318047	Fastening material kit for 1 pair of tension bolts	33	Y38-180, Y30-180
<b>Y318-36-P</b>	-056338	bolts, pair: 8 1/6 inch	33	Y38-180, Y30-180
<b>Y318-33</b>	-042188	Quick-adjust nuts	33	Y38-180, Y30-180
<b>Y318-37-P</b>	-305863	bolts, pair: 18 1/8 inch	33	Y38-180, Y30-180
<b>Y318-38-P</b>	-056345	bolts, pair: 28 inch	33	Y38-180, Y30-180
<b>Y318-39-P</b>	-318399	Pair of support nuts for tension bolts	33	Y38-180, Y30-180
<b>Y318-41-P</b>	-318412	Pair of connectors for tension bolts	33	Y38-180, Y30-180
<b>Y518-03</b>	-043826	Cross-beam	55	Y58-180, Y50-180
<b>Y518-07-P</b>	-056468	bolts, pair: 24 1/32 inch	55	Y58-180, Y50-180
<b>Y518-08-P</b>	-056475	bolts, pair: 34 1/16 inch	55	Y58-180, Y50-180
<b>Y518-09-P</b>	-518096	Pair of support nuts for tension bolts	55	Y58-180, Y50-180
<b>Y518-31-P</b>	-518317	Pair of connectors for tension bolts	55	Y58-180, Y50-180
<b>Y518-33</b>	-044571	Quick-adjust nuts	55	Y58-180, Y50-180



Step plate adapter sets for center-bored parts

HY

# Y-17



Art.-No.		Ø inch	Bezeichnung description
Y-18-17	-235078	3/4 - 2 1/2	12 parts
Y-19-17	-235153	1 3/8 - 3 1/8	12 parts
Y-20-17	-235238	2 3/16 - 3 1/2	6 parts
Y-01-17	-233173	3/4 - 7/8	single
Y-02-17	-233258	7/8 - 1 1/32	single
Y-03-17	-233333	1 1/32 - 1 3/16	single
Y-04-17	-233418	1 1/8 - 1 3/8	single
Y-05-17	-233586	1 3/8 - 1 1/2	single
Y-06-17	-233661	1 3/8 - 1 5/8	single
Y-07-17	-233746	1 1/2 - 1 7/8	single
Y-08-17	-233821	1 5/8 - 1 7/8	single
Y-09-17	-233906	1 3/4 - 2 1/16	single
Y-10-17	-234163	1 7/8 - 2 1/4	single
Y-11-17	-234248	2 1/32 - 2 3/8	single
Y-12-17	-234408	2 3/16 - 2 5/8	single
Y-13-17	-234576	2 1/4 - 2 3/4	single
Y-14-17	-234651	2 3/8 - 2 7/8	single
Y-15-17	-234736	2 5/8 - 2 7/8	single
Y-16-17	-234811	2 7/8 - 3 3/16	single
Y-17-17	-234996	3 1/32 - 3 1/2	single

Push/pulling device (without hydraulic hollow ram for pump drive)

HY



For removing particularly large and tight bearings, gears, discs, etc. using separator blades and internal extractors.

# Y-180



Advantage

- Easy and even pulling for particularly tight parts.
- Almost all components available as replacement parts, time-saving order process thanks to numbering system.

Art.-No.		 inch	 inch	für for	max. US t
Y20-180	-036323	18 1/2	5 3/8 - 11 7/8	KUKKO, Enerpac, OTC, Powerteam, NIKE	16.5
Y30-180	-037313	20 1/2	7 1/8 - 16 1/4	KUKKO, Enerpac, OTC, Powerteam, NIKE	27.5
Y50-180	-038303	26	9 1/4 - 21	KUKKO, Enerpac, OTC, Powerteam, NIKE	8.5

Accessories for hollow rams

HY

For use with pullers in the KUKKO line of hydraulic products.

# Y-10/11




Y218-10  
Y318-10  
Y518-10



Y218-11  
Y318-11  
Y518-11

Description

- The KUKKO product range includes high-pressure hydraulic hand pumps, pressure gauges and hoses, as well as various connections and adapters that are designed for durability and ease of use. The entire series is also equipped with various safety features that provide reliable performance and occupational safety.
- Almost all components available as replacement parts, time-saving order process thanks to numbering system.

Art.-No.		Bezeichnung description	max. US t	
Y218-10	-040368	Crank	22	YRH-202
Y218-11	-040443	Mechanical screw	22	YRH-202
Y318-10	-041761	Crank	33	YRH-302
Y318-11	-041846	Mechanical screw	33	YRH-302
Y518-10	-044243	Crank	55	YRH-603
Y518-11	-044328	Mechanical screw	55	YRH-603

11





## Hydraulic hollow rams

HY

For use with the KUKKO hydraulics range.

# YRH




### Description

- Use as pull- and pressure cylinder.
- Single-acting with spring return.
- Complete with threaded pressure piece.
- Manufactured from high-strength, alloyed steel.
- All models have a CR-400 coupler and dust cap.

### Advantage

- External threads on cylinder head, piston-rod internal threads and mounting threads on the cylinder bottom enable easy assembly (applies to most models).
- Preloaded return spring reduces the entry speed and thus improves performance.
- The radial shaft seal removes impurities on the piston and extends the service life of the cylinder.

Art.-No.			max.	max.
		inch	US t	bar
<b>YRH-202</b>	-046711	2	22	700
<b>YRH-206</b>	-870934	5 7/8	22	700
<b>YRH-302</b>	-046896	2 1/2	33	700
<b>YRH-603</b>	-046971	3	55	700

## Hydraulic cylinder rams with collar threads

HY

Developed for use in all situations

# YRE





### Description

- Encloses the seal of models with longer hub length, for longer service life and lower storage load.
- Manufactured from high-strength, alloyed steel.
- All models have a CR-400 coupler and dust cap.

### Advantage

- Developed for use in all situations.
- External threads on cylinder head, piston-rod internal threads and mounting threads on the cylinder bottom enable easy assembly (applies to most models).
- Preloaded return spring reduces the entry speed and thus improves performance.
- The radial shaft seal removes impurities on the piston and extends the service life of the cylinder.

Art.-No.				max.
		inch		US t
<b>YRE-050</b>	-046551	4 7/8	1 1/2" - 16 UN	5.5
<b>YRE-101</b>	-870927	9 7/8	2 1/4" - 14 UNS	11
<b>YRE-102</b>	-160660	9 7/8	2 1/4" - 14 UNS	11

## Lift cylinder

HY

For use where other cylinders are too big.

# YSM







### Description

- Pistons made of hard chrome high quality steel.
- All models have a CR-400 coupler and dust cap.

### Advantage

- Mounting holes make assembly easy.
- Grooved piston ends mean pressure pads are not needed.
- Preloaded return spring reduces the entry speed and thus improves performance.
- The radial shaft seal removes impurities on the piston and extends the service life of the cylinder.

Art.-No.						max.
		inch	inch	inch	inch	US t
<b>YSM-100</b>	-101007	3/16	3 1/4	2 3/16	1 3/4	11
<b>YSM-200</b>	-102004	3/8	4	3	2	22



Pressure pads for hollow rams

HY

YDB



Art.-No.		max. US t
YDB-27E	-400223	22
YDB-33E	-400308	33
YDB-55E	-400483	55
YDG-20E	-399091	22
YDG-30E	-399176	33
YDG-50E	-399251	55
YDM-20E	-414183	22
YDM-30E	-414268	33
YDM-50E	-414343	55

Pressure pads for hollow rams

HY

YDG



Art.-No.		max. US t
YDG-20E	-399091	22
YDG-30E	-399176	33
YDG-50E	-399251	55

Pressure pads for hollow rams

HY

YDM



Art.-No.		max. US t
YDM-20E	-414183	22
YDM-30E	-414268	33
YDM-50E	-414343	55

High-flow coupling

HY

YC




Art.-No.		für for
YCH-604	-440731	Schlauch / hose
YCR-400	-201318	Zylinder / ram

Mounting for hydraulic cylinder

HY

Y-00



Art.-No.		für for	
Y200-00	-507724	YRH-202	Y28-180, Y28-205, Y28-206, Y28-200, Y28-218, Y28-256, GOLIATH-556, GOLIATH-356, GOLIATH-518, GOLIATH-318, GOLIATH-300, GOLIATH-500
Y300-00	-507748	YRH-302	Y38-180, Y38-205, Y38-206, Y38-300, Y38-318, Y38-356, GOLIATH-556, GOLIATH-256, GOLIATH-518, GOLIATH-218, GOLIATH-200, GOLIATH-500
Y500-00	-507755	YRH-603	Y58-180, Y58-205, Y58-206, Y58-500, Y58-518, Y58-556, GOLIATH-356, GOLIATH-256, GOLIATH-318, GOLIATH-218, GOLIATH-200, GOLIATH-300

11





# Mobiler Hydraulik-Abzieher 20-50 t

**GOLIATH** is the first mobile KUKKO puller for heavy industry, railways, power plants and other applications where large bearings, gear wheels or similar parts must be dismantled. With a pulling force of 50 tonnes, it is ideal for really big pulling jobs. The puller can be used with two or three arms. An accessory separator fixture can also be fitted quickly and easily. The central pressure spindle of the GOLIATH puller can be attached to the part to be pulled very easily and precisely thanks to the combination of hydraulic height adjustment and mechanical fine adjustment. The puller can be positioned easily and conveniently by one person using the Y-shaped mobile support frame with four easy-rolling, lockable castors, which also ensures stable placement for all applications.

The pulling force is applied by a pressure cylinder equipped with a central pressure spindle, which is actuated by a two-stage electrically driven hydraulic pump with remote motor control. This avoids exposing users to the risk of injury from flying parts. The GOLIATH puller also sets standards with other safety features. For example, a mechanical safety device and additional hydraulic valves allow the puller height to be adjusted and ensure safe operation even under extremely high stress.

Art.-No.							max. US t		
		mm	inch	mm	inch				
<b>GOLIATH-256</b>	102714	500	19 <sup>11</sup> / <sub>16</sub>	300	11 <sup>13</sup> / <sub>16</sub>	400-1000	22.5	230	234
<b>GOLIATH-356</b>	102752	900	35 <sup>7</sup> / <sub>16</sub>	520	20 <sup>15</sup> / <sub>32</sub>	400-1000	33	230	257
<b>GOLIATH-556</b>	102783	1200	47 <sup>1</sup> / <sub>4</sub>	700	27 <sup>9</sup> / <sub>16</sub>	400-1000	55	230	328

## PULLING INSTRUCTION

### 1. Preparing



The puller can be moved by a crane using the provided mounting eyelets.



Close the shut-off valve before operating the hand pump.



Use the hand pump to raise the puller to the necessary height.





Fit the pulling hooks to the part to be pulled.



Place the pulling hooks on the part to be pulled and secure them with a wrench. Ensure that they are properly fitted and make uniform contact.



Fit the hand crank on the square end of the spindle. Then turn the crank until the spindle is centered and pretensioned hand-tight.

## 2. Safety protection / Sicherung



The spindle must be centered and pre-tensioned hand-tight using the hand crank.




Completely surround the puller with a protective tarp (UFP-3).



Keep a safe distance away during the removal process. If possible, leave the hazard area. Always wear protective goggles. (This applies to all people in the area. Danger from breakage and splinters!)

## 3. Durchführung / Performance



Plug the power cable of the GOLIATH puller into a 230-V electrical outlet.



Put the power switch in the On (I) position.



A pressure gauge can be fitted to check the applied pulling force.







Close the shut-off valve for starting the pulling process.



Start the pulling process with the remote control unit.



The pulling process.




After completion of the pulling process, open the shut-off valve. The spindle retracts automatically.



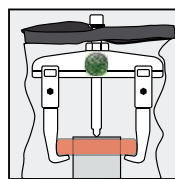
Step on the foot pedal while opening the shut-off valve of the hand pump.



The puller returns to the initial position.



**Attention!**  
**Wear eyeprotection and safety shoes!**



**Attention! Safety first!**

For additional protection, we recommend wrapping a KUKKO UFP-3 accident prevention tarp around the puller and the part to be pulled.



**Mobile hydraulic puller "GOLIATH"**

**HY**

Mobile KUKKO puller for heavy industry, railways, power plants and other applications where large bearings, gear wheels or similar parts must be dismantled.

# GOLIATH-56



**Description**

- With a pulling force of up to 50 tonnes, it is ideal for really big pulling jobs.
- The central pressure spindle of the GOLIATH puller can be attached to the part to be pulled very easily and precisely by just one person thanks to the combination of hydraulic height adjustment and mechanical fine adjustment.
- The puller can be positioned easily and conveniently using the Y-shaped mobile support frame with four easy-rolling, lockable castors, which also ensures stable placement for all applications.
- The pulling force is applied by a cylinder ram equipped with a central pressure spindle, which is actuated by a two-stage, electrically-driven hydraulic pump with remote motor control.
- This avoids exposing users to the risk of injury from flying parts.

**Advantage**

- The puller can be used with 2 or 3 jaws.
- An accessory separator fixture can be fitted quickly and easily.
- Modular system can be expanded with other extractor types.
- Almost all components available as replacement parts, time-saving order process thanks to numbering system.

Art.-No.		inch	inch		Volt	max. US t
<b>GOLIATH-256</b>	-102714	19 3/4	11 7/8	3	230	22
<b>GOLIATH-356</b>	-102752	35 3/8	20 1/2	3	230	33
<b>GOLIATH-556</b>	-102783	47 1/4	27 5/8	3	230	55

**Mobile hydraulic separator "GOLIATH" and hydraulic puller**

**HY**

Mobile KUKKO puller for heavy industry, railways, power plants, and other applications requiring the removal of large bearings, gear wheels, or similar parts.

# GOLIATH-00



**Description**

- With a pulling force of up to 50 tonnes, it is ideal for really big pulling jobs.
- The central pressure spindle of the GOLIATH puller can be attached to the part to be pulled very easily and precisely by just one person thanks to the combination of hydraulic height adjustment and mechanical fine adjustment.
- The puller can be positioned easily and conveniently using the Y-shaped mobile support frame with four easy-rolling, lockable castors, which also ensures stable placement for all applications.
- The pulling force is applied by a cylinder ram equipped with a central pressure spindle, which is actuated by a two-stage, electrically-driven hydraulic pump with remote motor control.
- This avoids exposing users to the risk of injury from flying parts.

**Advantage**

- The model is equipped with a separator, but can also be combined with hydraulic systems.
- Modular system can be expanded with other extractor types.
- Almost all components available as replacement parts, time-saving order process thanks to numbering system.

Art.-No.	inch	inch	inch	inch	inch		t	t	t	Volt
<b>GOLIATH-200</b>	19 3/4	11 13/16	11 13/16	1 - 6 1/8	5 3/8 - 11 7/8	3	20	15	15	230
<b>GOLIATH-300</b>	35 3/8	20 1/2	20 1/2	1 3/16 - 9 7/8	7 1/8 - 16 1/2	3	30	25	20	230
<b>GOLIATH-500</b>	47 1/4	27 5/8	20 1/2	3 3/16 - 16 1/2	7 1/8 - 15 3/4	3	50	35	30	230





**Mobile hydraulic separator "GOLIATH"**

**HY**

Mobile KUKKO puller for heavy industry, railways, power plants, and other applications requiring the removal of large bearings, gear wheels, or similar parts.

# GOLIATH-18



**Description**

- With a pulling force of up to 50 tonnes, it is ideal for really big pulling jobs.
- The central pressure spindle of the GOLIATH puller can be attached to the part to be pulled very easily and precisely by just one person thanks to the combination of hydraulic height adjustment and mechanical fine adjustment.
- The puller can be positioned easily and conveniently using the Y-shaped mobile support frame with four easy-rolling, lockable castors, which also ensures stable placement for all applications.
- The pulling force is applied by a cylinder ram equipped with a central pressure spindle, which is actuated by a two-stage, electrically-driven hydraulic pump with remote motor control.
- This avoids exposing users to the risk of injury from flying parts.

**Advantage**

- The model is equipped with a separator, but can also be combined with hydraulic systems.
- Modular system can be expanded with other extractor types.
- Almost all components available as replacement parts, time-saving order process thanks to numbering system.

Art.-No.		inch	inch	inch	Volt	max. US t
<b>GOLIATH-218</b>	-102707	11 13/16	1 - 6 1/8	5 3/8 - 11 7/8	230	16.5
<b>GOLIATH-318</b>	-102745	20 1/2	1 3/16 - 9 7/8	7 1/8 - 16 1/2	230	22
<b>GOLIATH-518</b>	-102776	20 1/2	3 3/16 - 16 1/2	7 1/8 - 15 3/4	230	33

**David extraction cart**

**HY**

# David



**Description**

- The DAVID workshop system is designed for use with a variety of tools.
- Workshop trolley also suitable for individual use when uncoupled from the work unit.
- Can be equipped with up to three of the popular KUKKO WT workshop wall panels.
- Continuous height adjustment of 500 to 1000 mm with self-locking lifting spindle, adjustable pivot angle.
- Extendable tool tray.

**Advantage**

- Available anywhere anytime in your workshop thanks to the mobility of the workshop trolley.
- Individual assembly of components for your workshop system.
- Safe operations.
- Supports easy installation of the puller.
- Ergonomic design ensures easy handling with heavy pullers and components.

Art.-No.		inch	inch	inch	inch
<b>David-0</b>	-140617	49 1/4	53 5/8	19 3/4	24 7/8

**Protective blankets for extraction jobs**

**ST**

# UFP



**Description**

- For disassembly and extraction jobs, the application of greater force is often necessary. It can happen that whole parts abruptly detach themselves, that parts break, disassemble themselves and debris starts flying around uncontrollably. To prevent these potential risks of an accident, KUKKO accident protection tarps can be used to safely enclose workpieces and tools before any force is applied.
- Highly elastic, tear-resistant and oil-resistant material.
- Protective blankets are delivered for careful storage in the Sortimo case.

**Advantage**

- The transparent blanket enables close observation, control and monitoring of all removal processes safely while working.

Art.-No.		inch	inch	
<b>UFP-1</b>	-445118	43 3/8	19 3/4	L-Boxx
<b>UFP-2</b>	-445293	59 1/16	26 3/8	L-Boxx
<b>UFP-3</b>	-445378	157 1/2	51 3/16	L-Boxx



### Hydraulic external puller sets

HY

For removal of particularly large and tight bearings, gears, discs, etc. in industry and commercial vehicles.

# Y-56



#### Description

- Large range for use in industry, commercial vehicles and farm machinery.
- Hydraulic hollow ram.
- Hydraulic hand pump, gauge and hoses.
- 2- and 3-jaw pullers.

#### Advantage

- Arranged and space-efficient custody in the metal case.
- Almost all components available as replacement parts, time-saving order process thanks to numbering system.

Art.-No.		inch	inch	$J \times$	t	t
<b>Y28-256</b>	-036811	11 1/32 - 19 3/4	11 7/8	3	15	20
<b>Y38-356</b>	-037801	13	20 1/2	3	25	30
<b>Y58-556</b>	-038631	18 1/8	27 5/8	3	45	50

### Hydraulic push/pull device sets

HY

For separation and internal extraction of particularly large and tight bearings, gears, discs, etc. in industry and commercial vehicles.

# Y-18



#### Description

- Large range for use in industry, commercial vehicles and farm machinery.
- Hydraulic hollow ram.
- Hydraulic hand pump, gauge and hoses.
- Separator blade.
- Internal extractor.

#### Advantage

- Arranged and space-efficient custody in the metal case.
- Almost all components available as replacement parts, time-saving order process thanks to numbering system.

Art.-No.		inch	inch	inch	t	t	t
<b>Y28-218</b>	-036651	18 1/2	1 - 6 1/8	5 1/4 - 11 3/4	15	15	10
<b>Y38-318</b>	-037641	20 1/2	1 3/16 - 9 7/8	7 - 16 1/4	25	20	20
<b>Y58-518</b>	-038891	26	3	9 1/4 - 21	35	30	25

### Universal hydraulic gear and bearing puller set

HY

For removal, separation and internal extraction of particularly large and tight bearings, gears, discs, etc. in industry and commercial vehicles.

# Y-00



#### Description

- Large range for use in industry, commercial vehicles and farm machinery.
- Hydraulic hollow ram.
- Hydraulic hand pump, gauge and hoses.
- 2- and 3-jaw pullers.
- Separator blade.

#### Advantage

- Arranged and space-efficient custody in the metal case.
- Almost all components available as replacement parts, time-saving order process thanks to numbering system.

Art.-No.		inch	inch	inch	$J \times$	t	t	t	t	t
<b>Y28-200</b>	-870828	11 1/32 - 19 3/4	11 7/8	1 - 6 1/8	3	15	20	15	15	10
<b>Y38-300</b>	-870835	13	20 1/2	1 3/16 - 9 7/8	3	25	30	25	20	20
<b>Y58-500</b>	-870842	18 1/8	27 5/8	3	3	45	50	35	30	25

11







**Display**

For optimal display of KUKKO tools in your business.



**Wall panel**

For the clean and orderly storage of various KUKKO pullers in your workshop.



**Workshop tool trolley**

That can be combined with drawers for the proven KUKKO L-BOXX system





# Workshop equipment



## 12

Merchandiser.....	188
Wall panels.....	189
K-Cube.....	193





**Display**

**ST**

For optimal display of KUKKO tools in your business.

# INDUSTRIE



**Description**

- More information about the products on this wall is provided on our website in the field "+ content".
- Illuminated display.

**Advantage**

- The combination of tools is based on many years of user experience in various industries.
- KUKKO supports the setup and training of your employees on the various products and pulling principles. Contact us for an individual consult.
- Labeling ensures simple replenishment of all distributed products.
- Complete easy-to-manage package.

<b>Art.- No.</b>	
<b>EVLW-1-INDUSTRIE</b>	-487842

**Merchandise, automotive pullers**

**ST**

For optimal display of KUKKO tools in your business.

# KFZ



**Description**

- More information about the products on this wall is provided on our website in the field "+ content".
- Illuminated display.

**Advantage**

- The combination of tools is based on many years of user experience in various industries.
- KUKKO supports the setup and training of your employees on the various products and pulling principles. Contact us for an individual consult.
- Labeling ensures simple replenishment of all distributed products.
- Complete easy-to-manage package.

<b>Art.- No.</b>	
<b>EVLW-1-KFZ</b>	-487866

**Merchandise, automotive pullers / commercial vehicle / agricultural machinery**

**ST**

For optimal display of KUKKO tools in your business.

# NFZ



**Description**

- More information about the products on this wall is provided on our website in the field "+ content".
- Illuminated display.

**Advantage**

- The combination of tools is based on many years of user experience in various industries.
- KUKKO supports the setup and training of your employees on the various products and pulling principles. Contact us for an individual consult.
- Labeling ensures simple replenishment of all distributed products.
- Complete easy-to-manage package.

<b>Art.- No.</b>	
<b>EVLW-1-NFZ</b>	-487873



**Puller product range - hydraulic exterior pulling - TOP**

ST

For clean and orderly storage of various KUKKO products in your workshop.

WT-002





**Description**

- The combination of tools is based on many years of user experience in various industries.
- More information about the products on this wall is provided on our website in the field "+ content".

**Advantage**

- Complete easy-to-manage package.
- Central access to products for every employee in the workshop.
- Appreciate the KUKKO modular principle and combine the various types of pullers "Made in Germany".

Art.-No.		 inch	 inch	J <sup>x</sup>	max. US t	Stück pieces
WT-002	-890567	4 - 7 7/8	3 7/8 - 5 7/8	3	7,5	11

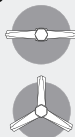


**Puller product range - exterior pulling - BASIC**

ST

For clean and orderly storage of various KUKKO products in your workshop.

WT-003





**Description**

- The combination of tools is based on many years of user experience in various industries.
- More information about the products on this wall is provided on our website in the field "+ content".

**Advantage**

- Complete easy-to-manage package.
- Central access to products for every employee in the workshop.
- Appreciate the KUKKO modular principle and combine the various types of pullers "Made in Germany".

Art.-No.		 inch	 inch	J <sup>x</sup>	Stück pieces
WT-003	-890574	4 - 7 7/8	3 7/8 - 5 7/8	3	10



**Puller product range - exterior pulling - BASIC+**

ST

For clean and orderly storage of various KUKKO products in your workshop.

WT-003+S





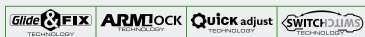
**Description**

- The combination of tools is based on many years of user experience in various industries.
- More information about the products on this wall is provided on our website in the field "+ content".

**Advantage**

- Complete easy-to-manage package.
- Central access to products for every employee in the workshop.
- Appreciate the KUKKO modular principle and combine the various types of pullers "Made in Germany".

Art.-No.		 inch	 inch	J <sup>x</sup>	Stück pieces
WT-003+S	-141461	4 - 7 7/8	3 7/8 - 5 7/8	3	10



**Puller product range - automotive**

ST

For clean and orderly storage of various KUKKO products in your workshop.

WT-005







**Description**

- The tools for the WT-005 are compiled especially for the automotive sector.
- More information about the products on this wall is provided on our website in the field "+ content".

**Advantage**

- Much of applicable repair work on the engine, chassis, disc, etc., can be done quite easily and with high quality.
- With the KUKKO tool board, tools are always visible and clearly organised in your workshop.
- Appreciate the KUKKO modular principle and combine the various types of pullers "Made in Germany".

Art.-No.		 inch	 inch	 inch	 inch	Stück pieces
WT-005	-038518	2 3/8 - 7 7/8	2 - 6 3/4	3/16 - 3	3/8-1 1/16	11



12





**Puller product range - commercial vehicles - BASIC**

**ST**

For clean and orderly storage of various KUKKO products in your workshop.

**WT-008**



**Description**

- The combination of tools is based on many years of user experience in various industries.
- More information about the products on this wall is provided on our website in the field "+ content".

**Advantage**

- Complete easy-to-manage package.
- Central access to products for every employee in the workshop.
- Appreciate the KUKKO modular principle and combine the various types of pullers "Made in Germany".

Art.-No.		inch	inch	inch	x	max. US t	Stück pieces
<b>WT-008</b>	-890604	7 7/8	5 7/8 - 7 7/8	7/8 - 4 1/2	3	11	11

**Puller product range - commercial vehicles - TOP**

**ST**

For clean and orderly storage of various KUKKO products in your workshop.

**WT-010**



**Description**

- The tools are compiled especially for the commercial vehicle sector.
- More information about the products on this wall is provided on our website in the field "+ content".

**Advantage**

- Complete easy-to-manage package.
- Central access to products for every employee in the workshop.
- Appreciate the KUKKO modular principle and combine the various types of pullers "Made in Germany".

Art.-No.		inch	inch	inch	inch	x	max. US t	Stück pieces
<b>WT-010</b>	-890628	9 7/8	7 7/8	7/8 - 4 1/2	1 3/8 - 1 5/8	3	8,5	10

**Puller product range - automotive - axle**

**ST**

For clean and orderly storage of various KUKKO products in your workshop.

**WT-030**



**Description**

- The combination of tools is based on many years of user experience in various industries.
- More information about the products on this wall is provided on our website in the field "+ content".

**Advantage**

- Complete easy-to-manage package.
- Central access to products for every employee in the workshop.

Art.-No.		inch	inch	Stück pieces
<b>WT-030</b>	-893490	1 - 6 1/8	2 1/4 - 4 3/8	6

**Puller product range - commercial vehicles - axle**

**ST**

For clean and orderly storage of various KUKKO products in your workshop.

**WT-031**



**Description**

- The combination of tools is based on many years of user experience in various industries.
- More information about the products on this wall is provided on our website in the field "+ content".

**Advantage**

- Complete easy-to-manage package.
- Central access to products for every employee in the workshop.

Art.-No.		inch	inch	Stück pieces
<b>WT-031</b>	-914584	5 1/4 -	4 3/4 - 15	5



**Puller product range - industrial - TOP**

**ST**

For clean and orderly storage of various KUKKO products in your workshop.

# WT-50







**Description**

- The combination of tools is based on many years of user experience in various industries.
- More information about the products on this wall is provided on our website in the field "+ content".

**Advantage**

- Complete easy-to-manage package.
- Central access to products for every employee in the workshop.

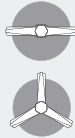
Art.-No.		 inch	 inch	 inch	 x	max. US t
<b>WT-50</b>	-951114	0 - 7 7/8	3 7/8 - 11 7/8	7/8 - 4 1/2	3	4.5



**Puller product range - industrial - BASIC**

**ST**

# 30-20-T







**Description**

- The combination of tools is based on many years of user experience in various industries.
- More information about the products on this wall is provided on our website in the field "+ content".

**Advantage**

- Complete easy-to-manage package.
- Central access to products for every employee in the workshop.
- Appreciate the KUKKO modular principle and combine the various types of pullers "Made in Germany".

Art.-No.		 inch	 inch	 inch	 x	Stück pieces
<b>30-20-T</b>	-875717	0 - 7 7/8	3 7/8 - 11 7/8	7/8 - 4 1/2	3	13



**Puller product range - industrial - BASIC+**

**ST**

For clean and orderly storage of various KUKKO products in your workshop.

# 30-20+T






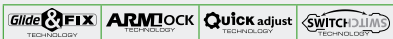
**Description**

- The combination of tools is based on many years of user experience in various industries.
- More information about the products on this wall is provided on our website in the field "+ content".

**Advantage**

- Complete easy-to-manage package.
- Central access to products for every employee in the workshop.
- Appreciate the KUKKO modular principle and combine the various types of pullers "Made in Germany".

Art.-No.		 inch	 inch	 inch	Stück pieces
<b>30-20+T</b>	-141454	0 - 7 7/8	3 7/8 - 11 7/8	7/8 - 4 1/2	14



**Puller product range - universal**

**ST**

For clean and orderly storage of various KUKKO products in your workshop.

# 220-T





**Description**

- The combination of tools is based on many years of user experience in various industries.
- More information about the products on this wall is provided on our website in the field "+ content".

**Advantage**

- Complete easy-to-manage package.
- Central access to products for every employee in the workshop.

Art.-No.		 inch	 inch	Stück pieces
<b>220-T</b>	-778759	5 1/8 - 17 3/4	3 3/16 - 15 3/4	4

12





**Puller product range - interior pulling - BASIC**

**ST**

For clean and orderly storage of various KUKKO products in your workshop.

# WT-017








**Description**

- The combination of tools is based on many years of user experience in various industries.
- More information about the products on this wall is provided on our website in the field "+ content".

**Advantage**

- Complete easy-to-manage package.
- Central access to products for every employee in the workshop.

Art.-No.		 inch	 inch	 inch	 inch	 inch	max. US t	Stück pieces
<b>WT-017</b>	-141478	3/16 - 2 3/4	1 - 3 3/8	2 7/8 - 5 1/4	2 3/16 - 3 7/8	4 3/4 - 6 1/2	4	19

**Puller product range - interior pulling - TOP**

**ST**

For clean and orderly storage of various KUKKO products in your workshop.

# WT-018









**Description**

- The combination of tools is based on many years of user experience in various industries.
- More information about the products on this wall is provided on our website in the field "+ content".

**Advantage**

- Complete easy-to-manage package.
- Central access to products for every employee in the workshop.

Art.-No.		 inch	 inch	 inch	J <sub>x</sub>	 inch	 inch	 inch	max. US t	Stück pieces
<b>WT-018</b>	-141485	2 3/8 - 6 3/8	2 - 5 7/8	3/16 - 2 3/4	2	1 - 3 3/8	2 3/16 - 3 7/8	4 3/4 - 6 1/2	4	15

**Puller product range - separating**

**ST**

For clean and orderly storage of various KUKKO products in your workshop.

# WT-019








**Description**

- The combination of tools is based on many years of user experience in various industries.
- More information about the products on this wall is provided on our website in the field "+ content".

**Advantage**

- Complete easy-to-manage package.
- Central access to products for every employee in the workshop.

Art.-No.		 inch	 inch	 inch	 inch	 inch	J <sub>x</sub>	max. US t	Stück pieces
<b>WT-019</b>	-141492	2 - 3 3/4	2 3/4 - 6 3/4	4 7/8 -	3/16 - 4 1/2	2 3/8 - 7 7/8	2	5.5	6

**Puller product range - automotive - chassis suspension**

**ST**

For clean and orderly storage of various KUKKO products in your workshop.

# WT-014








**Description**

- The combination of tools is based on many years of user experience in various industries.
- More information about the products on this wall is provided on our website in the field "+ content".

**Advantage**

- Complete easy-to-manage package.
- Central access to products for every employee in the workshop.

Art.-No.		 inch	 inch	 inch	J <sub>x</sub>	 inch	 inch	Stück pieces
<b>WT-014</b>	-890635	3 3/4	6 3/4	3/4 - 1 5/8	2	2	3 3/8	10





**Ferrule product range - all steel - Premium**

ST

For clean and orderly storage of various KUKKO products in your workshop.

# WT-020




**Description**

- The combination of tools is based on many years of user experience in various industries.
- More information about the products on this wall is provided on our website in the field "+ content".

**Advantage**

- Complete easy-to-manage package.
- Central access to products for every employee in the workshop.

Art.-No.		 mm	Stück pieces
<b>WT-020</b>	-141508	6 3/8 x 3 3/16; 9 7/8 x 3 7/8; 9 7/8 x 4 3/4; 11 7/8 x 5 1/2; 7 7/8 x 3 7/8	15

**Ferrule product range - malleable cast - Premium**

ST

For clean and orderly storage of various KUKKO products in your workshop.

# WT-021




**Description**

- The combination of tools is based on many years of user experience in various industries.
- More information about the products on this wall is provided on our website in the field "+ content".

**Advantage**

- Complete easy-to-manage package.
- Central access to products for every employee in the workshop.

Art.-No.		 mm	Stück pieces
<b>WT-021</b>	-141515	6 3/8 x 3 3/16; 9 7/8 x 3 7/8; 9 7/8 x 4 3/4; 11 7/8 x 5 1/2	12

**Wall panel, blank**

ST

For the clean and orderly storage of various KUKKO pullers in your workshop.

# WT-000



Art.-No.	
<b>WT-000</b>	-890550

**Workshop tool trolley**

ST

Workshop tool trolley that can be combined with drawers for the proven KUKKO L-BOXX system.

# K-CubeBoxx




**Description**

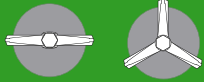
- Tilt-resistant with stable design.
- Smooth and stable load castors, including two with brakes.
- Simple loading of extracts with KUKKO-L-Boxx cases.
- Fully assembled prior to delivery, including black rubber mat in the storage compartment.

**Advantage**


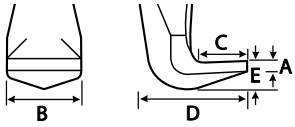
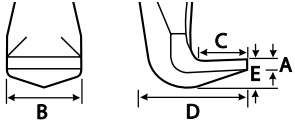
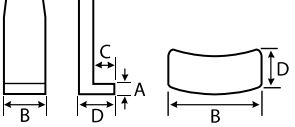
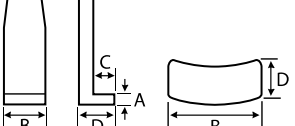
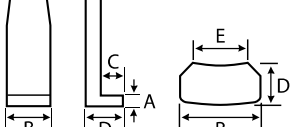
- Ideal work height for use in workshops and industry.
- Smooth-running extracts and self-closing mechanism for the drawers.
- KUKKO L-BOXX - quickly and easily adjustable with quick locking mechanism.
- Simply remove the drawers to use the large L+BOXX separately.

Art.-No.		
<b>K-CubeBoxx</b>	-909986	4






## Pulling jaws, series 20 and 30

Series	Dimensions of the puller jaws	A inch	B inch	C inch	D inch	E inch	 inch
<b>20</b> <b>20+</b> <b>30</b> <b>30+</b>		1/8	3/4	5/8	1 1/4	3/8	3 7/8
		3/16	7/8	3/4	1 5/8	3/8	5 7/8
		3/16	1 3/8	1 1/2	2 5/8	3/4	7 7/8
<b>20</b> <b>20+</b> <b>30</b> <b>30+</b>		1/8	3/4	5/8	1 1/4	3/8	7 7/8
		1/8	3/4	5/8	1 1/4	3/8	9 7/8
		3/16	7/8	3/4	1 5/8	3/8	11 7/8
		3/16	1 3/8	1 1/2	2 5/8	3/4	11 7/8
		3/16	1 3/8	1 1/2	2 5/8	3/4	15 3/4
		3/16	1 3/8	1 1/2	2 5/8	3/4	19 3/4
<b>20-S</b> <b>20+S</b> <b>30-S</b> <b>30+S</b>		3/32	1 3/16	1/4	5/8	-	3 7/8
		3/16	1 1/4	3/8	3/4	-	5 7/8
		1/4	1 3/8	3/4	2 1/16	-	7 7/8
<b>20-S</b> <b>20+S</b> <b>30-S</b> <b>30+S</b>		3/32	1 3/16	1/4	5/8	-	7 7/8
		3/32	1 3/16	1/4	5/8	-	9 7/8
		3/16	1 1/4	3/8	3/4	-	11 7/8
		1/4	1 3/8	3/4	1 5/8	-	11 7/8
		1/4	1 3/8	3/4	1 5/8	-	15 3/4
		1/4	1 3/8	3/4	1 5/8	-	19 3/4
<b>20-S-T</b> <b>20+S-T</b> <b>30-S-T</b> <b>30+S-T</b>		1/8	7/8	1/4	1/2	5/8	3 7/8
		1/8	7/8	1/4	1/2	5/8	7 7/8
		1/8	7/8	1/4	1/2	5/8	9 7/8





KUKKO Quality Tools Inc. Puller Jaw Basics						
Art.-No. Pair	 Art.-No. Pair	 suitable for  KUKKO-pullers:	Art.-No. Set	 Art.-No. Set	 suitable for  KUKKO-pullers:	
<b>1-90-P</b>	<b>1-92-P</b>	20-1; 20-10	<b>1-90-S</b>	<b>1-92-S</b>	30-1; 30-10	
<b>2-150-P</b>	<b>2-152-P</b>	20-2; 20-20	<b>2-150-S</b>	<b>2-152-S</b>	30-2; 30-20	
<b>3-200-P</b>	<b>3-202-P</b>	20-3; 20-30; 20-4; 20-40	<b>3-200-S</b>	<b>3-202-S</b>	30-3; 30-30; 30-4; 30-40	
<b>1-190-P</b>	<b>1-192-P</b>	20-1; 20-10	<b>1-190-S</b>	<b>1-192-S</b>	30-1; 30-10	
<b>1-250-P</b>	<b>1-252-P</b>	20-1; 20-10	<b>1-250-S</b>	<b>1-252-S</b>	30-1; 30-10	
<b>2-300-P</b>	<b>2-302-P</b>	20-2; 20-20	<b>2-300-S</b>	<b>2-302-S</b>	30-2; 30-20	
<b>3-300-P</b>	<b>3-302-P</b>	20-3; 20-30; 20-4; 20-40	<b>3-300-S</b>	<b>3-302-S</b>	30-3; 30-30; 30-4; 30-40	
<b>3-400-P</b>	<b>3-402-P</b>	20-3; 20-30; 20-4; 20-40	<b>3-400-S</b>	<b>3-402-S</b>	30-3; 30-30; 30-4; 30-40	
<b>3-500-P</b>	<b>3-502-P</b>	20-3; 20-30; 20-4; 20-40	<b>3-500-S</b>	<b>3-502-S</b>	30-3; 30-30; 30-4; 30-40	
<b>1-91-P</b>	<b>1-93-P</b>	20-1; 20-10	<b>1-91-S</b>	<b>1-93-S</b>	30-1; 30-10	
<b>2-151-P</b>	<b>2-153-P</b>	20-2; 20-20	<b>2-151-S</b>	<b>2-153-S</b>	30-2; 30-20	
<b>3-201-P</b>	<b>3-203-P</b>	20-3; 20-30	<b>3-201-S</b>	<b>3-203-S</b>	30-3; 30-30	
<b>1-191-P</b>	<b>1-193-P</b>	20-1; 20-10	<b>1-191-S</b>	<b>1-193-S</b>	30-1; 30-10	
<b>1-251-P</b>	<b>1-253-P</b>	20-1; 20-10	<b>1-251-S</b>	<b>1-253-S</b>	30-1; 30-10	
<b>2-301-P</b>	<b>2-303-P</b>	20-2; 20-20	<b>2-301-S</b>	<b>2-303-S</b>	30-2; 30-20	
<b>3-301-P</b>	<b>3-303-P</b>	20-3; 20-30	<b>3-301-S</b>	<b>3-303-S</b>	30-3; 30-30	
<b>3-401-P</b>	<b>3-403-P</b>	20-3; 20-30	<b>3-401-S</b>	<b>3-403-S</b>	30-3; 30-30	
<b>3-501-P</b>	<b>3-503-P</b>	20-3; 20-30	<b>3-501-S</b>	<b>3-503-S</b>	30-3; 30-30	
<b>1-94-P</b>	<b>1-95-P</b>	20-1; 20-10	<b>1-94-S</b>	<b>1-95-S</b>	30-1; 30-10	
<b>1-194-P</b>	<b>1-195-P</b>	20-1; 20-10	<b>1-194-S</b>	<b>1-195-S</b>	30-1; 30-10	
<b>1-254-P</b>	<b>1-255-P</b>	20-1; 20-10	<b>1-254-S</b>	<b>1-255-S</b>	30-1; 30-10	



## Pulling hooks


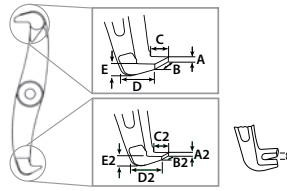
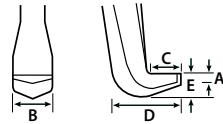
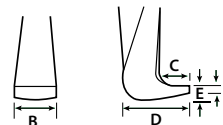
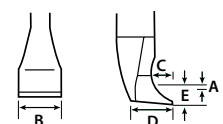
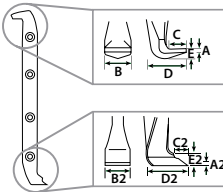
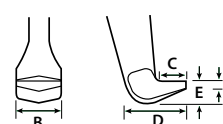
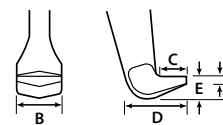
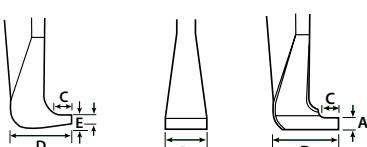
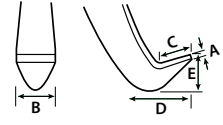
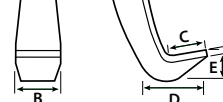
Series	Dimensions of the puller jaws	A inch	B inch	C inch	D inch	E inch	C2 inch	E2 inch
12-1 - 12-3		1/8	5/8	1/2	1	3/4	-	-
		1/8	3/4	1/2	1 1/8	3/4	-	-
		3/16	3/4	5/8	1 3/8	1 1/8	-	-
12-4 - 12-7		3/16	3/4	3/4	2 3/8	3/4	3/4	1 3/16
		3/16	3/4	3/4	2 3/8	3/4	3/4	1 3/16
		3/16	1 1/8	3/4	2 3/4	3/4	3/4	1 3/16
		3/16	1 1/8	3/4	2 3/4	3/4	3/4	1 3/16
14		1/8	7/8	1/8	3/8	-	-	-
		3/16	1 3/16	3/16	1/16	-	-	-
		3/16	1 3/16	3/16	1/16 - 1/8	-	-	-
		1/8	3/8	1/8	3/8	-	-	-
		3/16	1 3/16	3/16	1/16 - 1/8	-	-	-
41 42		1/8	3/8	1/4	5/8	3/16	-	-
		1/8	3/8	3/8	5/8	3/16	-	-
		1/8	3/8	3/8	5/8	3/16	-	-
		1/8	3/4	1/2	3/4	1/4	-	-
		3/16	7/8	3/4	1 3/8	3/8	-	-
		3/16	1 3/8	3/4	1 3/8	5/8	-	-
43 44 45		1/8	3/8	3/8	3/4	3/16	-	-
		1/8	3/8	3/8	3/4	3/16	-	-
		1/8	3/8	3/8	18,5	3/16	-	-
		1/8	5/8	3/8	3/4	1/4	-	-
		1/8	3/4	5/8	1 3/16	3/8	-	-
		1/8	3/4	3/4	1 1/4	1/2	-	-
		1/8	1 1/32	3/4	3/4	1/2	-	-
		3/16	1 1/8	3/4	1 5/8	5/8	-	-
		3/16	1 1/8	3/4	1 5/8	5/8	-	-
		1/4	3/8	3/4	2 3/8	3/4	-	-
46 47		3/8	1 3/16	3/4	2	3/4	-	-
		1/4	1 3/16	3/4	2	3/4	-	-
110		1/8	1/2	3/16	5/8	1/4	-	-
		3/16	5/8	3/8	1	1/2	-	-
		1/4	3/4	1/2	1 3/16	5/8	-	-
		3/8	3/4	1/2	1 3/8	3/4	-	-
		3/8	3/4	1/2	1 3/8	3/4	-	-
112 113		10°	3/8	1/4	1/2	3/16	-	-
		15°	3/8	1/4	1/2	3/16	-	-
		15°	5/8	3/8	5/8	1/4	-	-
		15°	5/8	3/8	5/8	5,5	-	-
		5°	3/4	3/8	3/4	6,5	-	-
120 130		3/16	3/4	5/8	1 1/4	3/8	-	-
		3/16	3/4	5/8	1 1/4	3/8	-	-
		3/16	1 1/8	3/4	1 3/4	5/8	-	-
		3/16	1 1/8	3/4	1 3/4	5/8	-	-



Art.- No.	built in  KUKKO-pullers:	Art.- No.	built in  KUKKO-pullers:
-	-	12-1-100-S	12-1
-	-	12-2-125-S	12-2
-	-	12-3-180-S	12-3
-	-	12-4-225-E	12-4
-	-	12-5-275-E	12-5
-	-	12-6-300-E	12-6
-	-	12-7-350-E	12-7
14-1-85-P	14-1	-	-
14-2-125-P	14-2	-	-
14-3-160-P	14-3	-	-
14-01-85-P	14-01	-	-
14-03-160-P	14-03	-	-
41-0-40-P	41-0	42-0-40-S	42-0
41-1-65-P	41-1	42-1-65-S	42-1
41-2-80-P	41-2	42-2-80-S	42-2
41-3-120-P	41-3	42-3-120-S	42-3
41-4-160-P	41-4	42-4-160-S	42-4
41-5-200-P	41-5	42-5-200-S	42-5
43-1-50-P	43-1	43-11-50-S	43-11
43-2-70-P	43-2	43-12-70-S	43-12
43-3-80-P	43-3	43-13-80-S	43-13
44-1-100-P	44-1	45-1-100-S	45-1
44-2-120-P	44-2	45-2-120-S	45-2
44-3-160-P	44-3	45-3-160-S	45-3
44-4-200-P	44-4	45-4-200-S	45-4
44-5-250-P	44-5	45-5-250-S	45-5
44-6-275-P	44-6	45-6-275-S	46-6
-	-	45-7-350-S	45-7
46-300	46-1-A; 46-1-B 46-2-A; 46-2-B	46-300	47-1-A; 47-1-B 47-2-A; 47-2-B
46-450	46-2-A; 46-2-B	46-450	47-2-A; 47-2-B
110-01-50-P	110-01; 110-02	-	-
110-1-100-P	110-1; 110-10	-	-
110-2-150-P	110-2; 110-20	-	-
110-3-200-P	110-3	-	-
110-4-250-P	110-4	-	-
112-1-45-P	112-1	-	-
112-10-70-P	112-10	-	-
112-2-70-P	112-2	-	-
112-20-100-P	112-20	113-20-100-S	113-20
112-3-165-P	112-3	113-3-165-S	113-3
0-100-P	120-1; 120-10	0-100-S	130-10
0-148-P	120-2	0-148-S	130-2
0-150-P	120-20	0-150-S	130-20
0-200-P	120-3; 120-30	0-200-S	130-3



## Pulling hooks

Series	Dimensions of the puller jaws	A inch	B inch	C inch	D inch	E inch	A2 inch	B2 inch	C2 inch	D2 inch	E2 inch	 inch
<b>201</b> <b>202</b> <b>203</b> <b>208-0</b>		1/8	3/8	3/8	3/4	1/4	1/8	3/8	3/16	5/8	1/4	-
		1/8	5/8	1/2	1	1/4	1/8	3/8	3/8	7/8	1/4	-
		3/16	1 1/32	3/4	1 3/8	1/4	1/8	3/4	3/4	1 3/8	1/4	3/8
		3/16	1 1/32	3/4	1 3/8	1/2	3/16	1 1/32	3/4	1 3/8	1/2	3/8
		3/8	1 1/32	7/8	1 3/4	3/4	3/8	1 1/32	3/4	1 5/8	3/4	-
		3/8	3/8	1/8	1 1/2	3/8	1/4	1/4	1/8	3/8	1/4	-
		3/16	3/8	3/8	5/8	3/16	3/16	3/8	3/4	3/16	-	
<b>208</b> <b>209</b>		1/8	5/8	1/2	1 1/32	3/8	-	-	-	-	-	-
		3/16	3/4	3/4	1 3/16	1/2	-	-	-	-	-	-
<b>204</b>		3/16	7/8	1/2	7/8	3/8	-	-	-	-	-	-
		1/8	1	1/2	1	3/8	-	-	-	-	-	-
		3/16	1 3/16	7/8	1 3/8	5/8	-	-	-	-	-	-
<b>204-0</b>		1/8	3/4	3/8	3/4	3/16	-	-	-	-	-	-
		1/8	1	3/8	3/4	1/4	-	-	-	-	-	-
<b>210</b>		3/16	1	5/8	1 3/8	3/8	1/8	1	3/16	1	3/4	-
		3/16	1	5/8	1 5/8	5/8	1,5	1	3/16	1 3/8	7/8	-
		3/16	1	5/8	2	5/8	1/8	1	3/16	1 1/4	7/8	-
<b>205</b> <b>206</b> <b>207</b>		1/8	5/8	1/2	1 1/16	3/8	-	-	-	-	-	-
		1/8	3/4	5/8	1 5/8	3/8	-	-	-	-	-	-
		3/16	1	5/8	2	3/4	-	-	-	-	-	-
		3/16	1 3/16	3/4	1 7/8	3/4	-	-	-	-	-	-
		3/8	1 3/16	7/8	1 7/8	3/4	-	-	-	-	-	-
		3/16	1 3/16	7/8	2 1/4	3/4	-	-	-	-	-	-
<b>482</b> <b>483</b>		1/8	3/8	3/8	3/8	3/16	-	-	-	-	-	-
		1/8	3/8	3/8	1/2	3/16	-	-	-	-	-	-
		1/8	5/8	3/8	3/4	3/8	-	-	-	-	-	-
		1/8	5/8	3/8	7/8	3/8	-	-	-	-	-	-
		1/8	5/8	1/2	1	3/8	-	-	-	-	-	-
<b>820</b> <b>844</b> <b>845</b>		1/4	1 3/16	3/4	1 5/8	3/8	-	-	-	-	-	-
		1/4	1 1/32	1/2	1 5/8	-	-	-	-	-	-	-
		1/4	1 1/32	1/2	1 1/2	-	-	-	-	-	-	-
		1/4	1 1/32	5/8	1 3/4	-	-	-	-	-	-	-
		1/4	1 1/32	1/2	1 5/8	-	-	-	-	-	-	-
		1/4	1 1/32	1/2	1 3/4	-	-	-	-	-	-	-
<b>Y-205</b> <b>Y-206</b>		3/16	1 3/16	1	4	1 3/8	-	-	-	-	-	-
		1/4	1 1/2	1 3/16	4 7/8	1 5/8	-	-	-	-	-	-
		3/8	1 3/16	1 5/8	6 1/8	2 1/2	-	-	-	-	-	-
<b>Y-208</b>		3/16	1	5/8	2	3/4	-	-	-	-	-	-
		3/16	1 3/16	7/8	2 1/4	3/4	-	-	-	-	-	-



Art.- No. Pair	<b>built in</b>  <b>KUKKO-pullers:</b>	Art.- No. Set	<b>built in</b>  <b>KUKKO-pullers:</b>	<b>built in</b>  <b>KUKKO-pullers:</b>
201-075-P	201-0	202-075-S	202-0	203-0
201-1-85-P	201-1	202-1-85-S	202-1	203-1
201-2-130-P	201-2	202-2-130-S	202-2	203-2
201-3-260-P	201-3	202-3-260-S	202-3	203-3
201-4-300-P	201-4	202-4-300-S	202-4	203-4
201-S-P	201-S	202-S-S	202-S	-
208-0-100-P	208-0	209-0-100-S	209-0	-
208-01-125-P	208-01	209-01-125-S	209-01	-
208-02-190-P	208-02	209-02-190-S	209-02	-
204-1-90-P	204-1	-	-	-
204-2-100-P	204-2	-	-	-
204-3-140-P	204-3	-	-	-
204-0-70-P	204-0	-	-	-
204-02-100-P	204-02 204-V	-	-	-
210-1-170-P	210-1	-	-	-
210-2-270-P	210-2	-	-	-
210-3-325-P	210-3	-	-	-
205-00-100-P	205-00	206-00-100-S	206-00; 207-00	-
205-01-150-P	205-01	206-01-150-S	206-01; 207-01	-
205-02-220-P	205-02	206-02-220-S	206-02; 207-02; 206-02-B; 207-02-B	-
205-1-280-P	205-1	206-1-280-S	206-1; 207-1; 206-1-B; 207-1-B	-
205-2-400-P	205-2	206-2-400-S	206-2; 207-2; 206-2-B; 207-2-B; 209-2-B	-
205-3-540-P	205-3	206-3-540-S	206-3; 207-3; 206-3-B; 207-3-B	-
482-1-40-P	482-1	-	-	-
482-2-90-P	482-2	483-2-90-S	483-2	-
482-3-150-P	482-3	483-3-150-S	483-3	-
482-4-200-P	482-4	483-4-200-S	483-4	-
482-5-250-P	482-5	483-5-250-S	483-5	-
820-225-P	820-0	-	-	-
844-100	844-1-B	844-100	845-1-B	-
844-150	844-2-B	844-150	845-2-B	-
844-200	844-4-B	844-200	845-4-B	-
844-250	844-3-B	844-250	845-3-B	-
844-251	844-5-B	844-251	845-5-B	-
Y205-00	Y20-205 ; Y28-205	Y205-00	Y20-206; Y28-206	-
Y305-00	Y30-205; Y38-205	Y305-00	Y30-206; Y38-206	-
Y505-00	Y50-205; Y58-205	Y505-00	Y50-206; Y58-206	-
-	-	206-02-220-S	Y05-208; Y08-208	-
-	-	206-3-540-S	Y10-208; Y18-208	-







200-U.....	69	21-4-E.....	79	28-4.....	56	32-2.....	148	483-4.....	60
200-UM.....	69	21-40.....	78	28-A.....	81	33.....	148	483-5.....	60
201-0.....	62	21-41.....	78	28-B.....	81	34-0.....	148	486-1.....	56
201-1.....	62	21-42.....	78	28-C.....	83	34-1.....	148	49-0-S.....	161
201-2.....	62	21-43.....	78	28-D.....	83	38.....	150	49-01.....	161
201-3.....	62	21-44-E.....	78	29-A-69.....	91	4-SP-P.....	41	49-02.....	161
201-4.....	62	21-44.....	78	3-200-P.....	36	4-SP-S.....	41	49-03.....	161
201-5.....	62	21-45.....	78	3-200-S.....	36	40-3.....	150	49-04.....	161
202-0.....	63	21-46.....	78	3-201-P.....	37	40-5.....	150	49-05.....	161
202-1.....	63	21-4.....	78	3-201-S.....	37	406-100.....	167	49-06.....	161
202-2.....	63	21-5-E.....	79	3-202-P.....	39	406-105.....	167	49-1.....	161
202-3.....	63	21-5.....	78	3-202-S.....	39	406-110.....	167	49-2.....	161
202-4.....	63	21-6-E.....	79	3-203-P.....	40	406-115.....	167	49-3.....	161
202-5.....	62	21-6.....	78	3-203-S.....	40	406-120.....	167	49-4.....	161
203-0.....	63	21-7-E.....	79	3-250-P.....	36	406-24.....	167	49-5.....	161
203-1.....	63	21-7.....	78	3-250-S.....	36	406-27.....	167	49-6.....	161
203-2.....	63	21-8.....	78	3-300-P.....	36	406-30.....	167	49-7.....	161
203-3.....	63	21-89.....	78	3-300-S.....	36	406-32.....	167	49-8.....	161
203-4.....	63	21-90.....	78	3-301-P.....	37	406-34.....	167	49-9.....	161
204-02.....	64	21-9.....	78	3-301-S.....	37	406-36.....	167	49-A.....	162
204-0.....	64	21-V-040.....	79	3-302-P.....	39	406-38.....	167	49-B.....	162
204-1.....	64	21-V-060.....	79	3-302-S.....	39	406-41.....	167	49-C.....	162
204-2.....	64	21-V-0.....	79	3-303-P.....	40	406-46.....	167	49-T-1.....	160
204-30.....	144	21-V-080.....	79	3-303-S.....	40	406-50.....	167	49-T-2.....	160
204-3.....	64	21-V-310.....	79	3-400-P.....	36	406-55.....	167	49-T-3.....	160
204-44.....	148	210-1.....	65	3-400-S.....	36	406-60.....	167	49-T-4.....	160
204-V.....	153	210-2.....	65	3-401-P.....	37	406-65.....	167	49-T-5.....	160
205-00.....	53	210-3.....	65	3-401-S.....	37	406-70.....	167	49-T-A.....	161
205-01.....	53	219-1.....	49	3-402-P.....	39	406-75.....	167	49-U-11.....	160
205-02-B.....	53	22-0-1.....	80	3-402-S.....	39	406-80.....	167	49-U-12.....	160
205-02.....	53	22-0-2.....	80	3-403-P.....	40	406-85.....	167	49-U-13.....	160
205-1-B.....	53	22-0.....	80	3-403-S.....	40	406-90.....	167	49-U-14.....	160
205-1.....	53	22-1-AS.....	84	3-500-P.....	36	406-95.....	167	49-U-15.....	160
205-2-B.....	53	22-1.....	80	3-500-S.....	36	41-0.....	50	49-U-B.....	160
205-2.....	53	22-2.....	80	3-501-P.....	37	41-1.....	50	5-SP-P.....	41
205-3-B.....	53	22-3.....	80	3-501-S.....	37	41-2.....	50	50-1.....	162
205-3.....	53	22-4.....	39	3-502-P.....	39	41-3.....	50	50-2.....	162
205-65.....	55	22-5.....	80	3-502-S.....	39	41-4.....	50	50-3.....	162
205-80.....	55	220-02.....	61	3-503-P.....	40	41-5-B.....	50	51-1.....	162
205-95.....	55	220-03.....	61	3-503-S.....	40	41-5.....	50	51-2.....	162
206-00.....	54	220-K.....	61	30-1-2.....	22	42-0.....	51	51-3.....	162
206-01.....	54	220-T.....	191	30-1-5-T.....	27	42-1.....	51	52.....	162
206-02-B.....	54	2200-1.....	157	30-1-S.....	25	42-2.....	51	53-10.....	163
206-02.....	54	2200-2.....	157	30-10-2.....	22	42-3.....	51	53-12.....	163
206-1-B.....	54	2200-3.....	157	30-10-P3.....	23	42-4.....	51	53-14.....	163
206-1.....	54	2200-4.....	157	30-10-5-T.....	27	42-5-B.....	51	53-16.....	163
206-2-B.....	54	2200.....	157	30-10-S.....	25	42-5.....	51	53-18.....	163
206-2.....	54	220.....	61	30-10-SP-T.....	27	43-001.....	57	53-20.....	163
206-3-B.....	54	221-G.....	85	30-10-SP.....	25	43-011.....	57	53-22.....	163
206-3.....	54	222-S.....	103	30-10.....	21	43-11.....	58	53-24.....	163
207-00.....	55	222-U.....	103	30-1.....	21	43-12.....	58	53-30.....	163
207-01.....	55	223-G.....	85	30-2-3-B.....	22	43-13.....	58	53-5.....	163
207-02-B.....	55	223-K.....	85	30-2-3.....	22	43-1.....	58	53-6.....	163
207-02.....	55	223.....	84	30-2-B.....	21	43-2.....	58	53-7.....	163
207-1-B.....	55	224-1.....	85	30-2-S.....	25	43-3.....	58	53-8.....	163
207-1.....	55	224-2.....	85	30-20-3-B.....	22	44-1.....	58	53.....	163
207-2-B.....	55	225-1.....	156	30-20-3.....	22	44-2.....	58	54-2-M.....	124
207-2.....	55	225-2.....	156	30-20-B.....	21	44-3.....	58	54-2.....	124
207-3-B.....	55	225-3.....	156	30-20-P2.....	23	44-4.....	58	54-3-M.....	124
207-3.....	55	225-SK.....	155	30-20-S.....	25	44-5.....	58	54-3.....	124
207-65.....	55	225.....	145	30-20-SP.....	25	44-6.....	58	55-0-M.....	124
207-80.....	55	229-1-2.....	151	30-20-T.....	191	45-1.....	59	55-0.....	124
207-95.....	55	229-1.....	151	30-20.....	21	45-2.....	59	55-1-M.....	124
208-01.....	70	229-2.....	151	30-2.....	21	45-3.....	59	55-1.....	124
208-02.....	70	229-3.....	151	30-3-25.....	22	45-4.....	59	55-2-M.....	124
208-0.....	70	230-I.....	155	30-3-3-B.....	22	45-5.....	59	55-2.....	124
208-2-B.....	71	230-S.....	143	30-3-3.....	22	45-6.....	59	55-3-M.....	124
209-01.....	70	230.....	143	30-3-4-B.....	22	45-7.....	59	55-3.....	124
209-02.....	70	23.....	103	30-3-4.....	22	46-1-A.....	51	55-4-M.....	124
209-0.....	71	24-A.....	83	30-3-5-B.....	22	46-1-B.....	52	55-4.....	124
209-2-B.....	71	24-B.....	83	30-3-5.....	22	46-2-A.....	51	56-1-M.....	125
21-0-E.....	79	24-C.....	83	30-3-B.....	21	46-2-B.....	52	56-1.....	125
21-00-E.....	79	25-A.....	82	30-3-P3.....	23	47-1-A.....	52	56-2-M.....	125
21-00.....	78	25-B.....	82	30-3-S.....	25	47-1-B.....	52	56-2.....	125
21-01-E.....	79	25-C.....	82	30-3-SP.....	25	47-2-A.....	52	56-3-M.....	125
21-01.....	78	25-D.....	82	30-30-B.....	21	47-2-B.....	52	56-3.....	125
21-02.....	78	25-K.....	82	30-30.....	21	48.....	153	58-UNC10.....	142
21-0.....	78	25-N.....	82	30-3.....	21	482-1.....	60	58-UNC12.....	142
21-1-E.....	79	26-A.....	81	30-40.....	21	482-2.....	60	58-UNC14.....	142
21-1.....	78	26-B.....	81	30-4.....	21	482-3.....	60	58-UNC38.....	142
21-2-E.....	79	27-A.....	85	30-5.....	21	482-4.....	60	58-UNC516.....	142
21-2.....	78	28-1.....	56	31-1.....	147	482-5.....	60	58-UNC58.....	142
21-3-E.....	79	28-2.....	56	31-2.....	147	483-2.....	60	58-UNC716.....	142
21-3.....	78	28-3.....	56	32-1.....	148	483-3.....	60	58-UNC916.....	142



600-17.....	49	720-028.....	137	845-858.....	116	WT-030.....	190	Y218-11.....	173, 177
608080.....	43	728T-A0.....	104	880-800.....	117	WT-031.....	190	Y218-12-P.....	176
608130.....	43	728T-A01.....	104	880-801.....	117	WT-50.....	191	Y218-31-P.....	176
609087.....	43	728T-A1.....	104	880-802.....	117			Y218-33.....	176
609105.....	43	728T-A11.....	104	9-1-ERS.....	47	<b>Y</b>		Y28-180.....	175
610070.....	43	728T-A2.....	104	9-1.....	47	Y-01-17.....	177	Y28-200.....	185
610094.....	43	728T-A21.....	104	9-2-ERS.....	47	Y-02-17.....	177	Y28-205.....	170
610110.....	43	728T-A3.....	104	9-2.....	47	Y-03-17.....	177	Y28-206.....	171
610120.....	43	728T-A31.....	104	9-3-ERS.....	47	Y-04-17.....	177	Y28-218.....	176, 185
612080.....	43	728T-A4.....	104	9-3.....	47	Y-05-17.....	177	Y28-256.....	171, 185
612110.....	43	728T-A41.....	104	97-1.....	47	Y-06-17.....	177	Y30-180.....	177
612130.....	43	728T729.....	105	97-2.....	47	Y-07-17.....	177	Y30-205.....	172
612150.....	43	729T-J0.....	104	97-3.....	47	Y-08-17.....	177	Y30-206.....	173
612200.....	43	729T-J01.....	104	97-4.....	47	Y-09-17.....	177	Y300-00.....	179
614135.....	43	729T-J1.....	104	98-1.....	157	Y-10-17.....	177	Y305-00.....	172
614160.....	43	729T-J11.....	104	98-2.....	157	Y-11-17.....	177	Y305-20.....	172
614200.....	43	729T-J2.....	104			Y-12-17.....	177	Y306-30.....	172
614250.....	43	729T-J21.....	104	<b>D</b>		Y-13-17.....	177	Y318-03.....	176
616220.....	43	729T-J3.....	104	David-0.....	184	Y-14-17.....	177	Y318-04.....	176
616270.....	43	729T-J31.....	104			Y-15-17.....	177	Y318-10.....	173, 177
616325.....	43	729T-J4.....	104	<b>E</b>		Y-16-17.....	177	Y318-11.....	173, 177
618068.....	43	729T-J41.....	104	EVLW-1-INDUSTRIE.....	188	Y-17-17.....	177	Y318-33.....	176
618105.....	43	75.....	46	EVLW-1-KFZ.....	188	Y-18-17.....	177	Y318-36-P.....	176
618175.....	43	8-01-176.....	47	EVLW-1-NFZ.....	188	Y-19-17.....	177	Y318-37-P.....	176
618210.....	43	8-01.....	47	<b>G</b>		Y-20-17.....	177	Y318-38-P.....	176
620172.....	43	8-02-176.....	47	GOLIATH-200.....	183	Y-215-2.....	175	Y318-39-P.....	176
620230.....	43	8-02.....	47	GOLIATH-218.....	184	Y-215-3.....	175	Y318-41-P.....	176
620250.....	43	8-1-B.....	46	GOLIATH-256.....	183	Y-215-4.....	175	Y38-180.....	175
621130.....	43	8-1-ERS.....	46	GOLIATH-300.....	183	Y-221-E.....	175	Y38-205.....	170
621170.....	43	8-1-F.....	46	GOLIATH-318.....	184	Y-315-4.....	175	Y38-206.....	171
621220.....	43	8-2-ERS.....	46	GOLIATH-356.....	183	Y-315-5.....	175	Y38-300.....	185
621300.....	43	8-2-K.....	46	GOLIATH-500.....	183	Y-321-E.....	175	Y38-318.....	176, 185
621355.....	43	8-2-M.....	46	GOLIATH-518.....	184	Y-515-5.....	175	Y38-356.....	171, 185
623150.....	43	8-HP-100.....	120	GOLIATH-556.....	183	Y-515-6.....	175	Y50-180.....	177
623170.....	43	800-050.....	118	<b>K</b>		Y-515-7.....	175	Y50-205.....	172
623230.....	43	800-100.....	118	K-16.....	84	Y-521-E.....	175	Y50-206.....	173
623260.....	43	800-150.....	118	K-20-15.....	29	Y-57-10.....	125	Y500-00.....	179
623325.....	43	800-626.....	118	K-2030-10-S-T.....	27	Y-57-10.....	170	Y505-00.....	172
623360.....	43	800-ERS.....	118	K-2030-10-S.....	24	Y-57-19.....	125	Y505-20.....	172
623450.....	43	800-ERS.....	46	K-2030-10.....	19	Y-57-19.....	170	Y506-30.....	172
626300.....	43	800017.....	46	K-2030-20.....	19	Y-57-24.....	125	Y518-03.....	176
626400.....	43	800.....	118	K-2030-20-B.....	19	Y-57-24.....	170	Y518-07-P.....	176
626500.....	43	800.....	46	K-2030-20-S.....	24	Y-57-32.....	125	Y518-08-P.....	176
633400.....	35, 43	801-ERS.....	118	K-2030-20+S.....	25	Y-57-32.....	170	Y518-09-P.....	176
633500.....	43	801-ERS.....	46	K-2030-20+S+B.....	26	Y-57-41.....	125	Y518-10.....	173, 177
633600.....	43	801.....	118	K-204-02-210-1.....	65	Y-57-41.....	170	Y518-11.....	173, 177
637350.....	35, 43	801.....	46	K-204-V-210-1.....	144	Y-57-50.....	125	Y518-31-P.....	176
637500.....	43	802-ERS.....	118	K-22-A-E.....	82	Y-57-50.....	170	Y518-33.....	176
637600.....	43	802-ERS.....	46	K-22-B-E.....	82	Y-57-60.....	125	Y58-180.....	175
65-0.....	145	802.....	118	K-22-C-E.....	82	Y-57-60.....	170	Y58-205.....	170
65-1.....	145	802.....	46	K-482.....	60	Y-5710M.....	125	Y58-206.....	171
65-2.....	145	804.....	118	K-486-1.....	57	Y-5710M.....	170	Y58-500.....	185
66-1.....	145	804.....	46	K-54-B.....	124	Y-5719M.....	125	Y58-518.....	176, 185
66-2.....	145	818-0.....	114	K-58-M05-M10.....	142	Y-5719M.....	170	Y58-556.....	171, 185
66-3.....	145	818-021.....	114	K-70-A.....	100	Y-5724M.....	125	YCH-604.....	179
69-A.....	101	818-100.....	115	K-70-B.....	100	Y-5724M.....	170	YCR-400.....	179
69-B.....	101	818-150.....	115	K-70-C.....	100	Y-5732M.....	125	YDB-27E.....	179
69-C.....	101	818-215.....	115	K-CubeBoxx.....	193	Y-5732M.....	170	YDB-33E.....	179
699904.....	46	818-250.....	119	KS-22-01.....	84	Y-5741M.....	125	YDB-55E.....	179
699915.....	46	818-280.....	119	KS-22-02.....	84	Y-5741M.....	170	YDG-20E.....	179
699975.....	46	820-0.....	116	<b>M</b>		Y-5750M.....	125	YDG-30E.....	179
70-01.....	100	844-000.....	112	Micro.....	67	Y-5750M.....	170	YDG-50E.....	179
70-011.....	100	844-020.....	112			Y-5760M.....	125	YDM-20E.....	179
70-012.....	100	844-1-B.....	112	<b>T</b>		Y-5760M.....	170	YDM-30E.....	179
70-02.....	100	844-100.....	112	T-AW-20.....	105	Y-60-100.....	150	YDM-50E.....	179
70-021.....	100	844-150.....	112	T-AW-40.....	105	Y-60-100.....	170	YF-200.....	171
70-022.....	100	844-2-B.....	112	<b>U</b>		Y05-208.....	174	YGA-2.....	171
70-4.....	101	844-200.....	112	UFP-1.....	184	Y08-208.....	174	YHP-320.....	171
70-4730.....	101	844-250.....	112	UFP-2.....	184	Y10-208.....	174	YHP-321.....	171
70-4731.....	101	844-251.....	112	UFP-3.....	184	Y18-208.....	174	YHP-324.....	171
70-4733.....	101	844-3-B.....	112	<b>W</b>		Y20-180.....	177	YHP-325.....	171
70-4734.....	101	844-4-B.....	112	WT-000.....	193	Y20-205.....	172	YHP-326.....	171
70-B.....	101	844-5-B.....	112	WT-002.....	189	Y20-206.....	173	YM-235.....	171
71-K.....	102	844-626.....	119	WT-003.....	189	Y200-00.....	179	YRE-050.....	178
71-L.....	102	845-000.....	112	WT-005.....	189	Y205-00.....	172	YRE-101.....	178
71-M.....	103	845-1-B.....	112	WT-008.....	190	Y205-20.....	172	YRE-102.....	178
71-M.....	156	845-150.....	113	WT-010.....	190	Y206-30.....	172	YRH-202.....	178
71.....	102	845-2-B.....	112	WT-017.....	192	Y218-03.....	176	YRH-206.....	178
720-002.....	137	845-250.....	113	WT-018.....	192	Y218-04.....	176	YRH-302.....	178
720-003.....	137	845-3-B.....	112	WT-019.....	192	Y218-06-P.....	176	YRH-603.....	178
720-004.....	137	845-4-B.....	112	WT-020.....	193	Y218-07-P.....	176	YSM-100.....	178
720-005.....	137	845-5-B.....	112	WT-021.....	193	Y218-08-P.....	176	YSM-200.....	178
720-006.....	137	845-851.....	113			Y218-09-P.....	176		
720-008.....	137	845-855.....	114			Y218-10.....	173, 177		



# ALPHABETICAL TABLE OF CONTENTS

## 2

2 Extensions for pulling devices (pair).....	92
2 extremely narrow jaws (pair).....	38
2 extremely narrow, quick adjusting jaws (pair).....	41
2- and 3-jaw puller set with two different pulling hooks types.....	25
2- and 3-jaw puller set with two different pulling hooks types and hydraulic spindle.....	26
2-jaw Auto-Snap pullers in display package.....	60
2-jaw bearing pullers "Cobra" with separating claw and side clamp.....	64
2 jaw extensions (pair).....	49
2-jaw puller.....	153
2-jaw puller "Cobra" for inner races with side clamp.....	153
2-jaw puller for brake linkage adjusters.....	144
2-jaw puller for fan wheels.....	62
2-jaw puller for vibration dampers with quick adjusting jaws.....	154
2-jaw pullers.....	16
2-jaw pullers for roller bearings, swedish model.....	59
2-jaw pullers with quick adjusting capability and T-jaws with claw feet.....	56
2-jaw pullers with reversible double-end jaws.....	62
2-jaw puller with cone-driven spread adjuster.....	61
2-jaw puller with extremely narrow jaws, in set.....	26
2-jaw puller with narrow jaw, in set.....	24
2-jaw puller with reversible double-end jaws.....	70
2-jaw puller with short hydraulic spindle.....	34
2-jaw puller with short hydraulic spindle.....	116
2-jaw puller with short hydraulic spindle.....	116
2-jaw puller with swiveling jaws (without hydraulic hollow ram for pump drive) ...	172
2-jaw quick adjusting pullers.....	56
2-jaw separator pullers "Cobra" with adjustable reach.....	65
2-jaw small part puller with self-centering jaws.....	57
2 narrow jaws (pair).....	37
2 narrow, quick adjusting jaws (pair).....	40
2 pulling arms (pair).....	36
2 pulling arms with adjustable length (pair).....	41
2 quick adjusting jaws (pair).....	39

## 3

3 extremely narrow jaws (set).....	38
3 extremely narrow, quick adjusting jaws (set).....	41
3-jaw "alligator" pullers with pre-settable jaws.....	66
3-jaw bearing puller with self-centering pulling hook and long hydraulic spindle (with handle).....	120
3-jaw combination puller set with locking mechanism.....	57
3-jaw combination pullers with reversible double-end jaws.....	63
3-jaw combination puller with adjustable reach and swiveling jaws.....	55
3-jaw combination puller with adjustable reach and swiveling jaws.....	55
3-jaw combination puller with adjustable reach, long hydraulic spindle and swiveling jaws (including mechanical pressure screw).....	55
3-jaw combination puller with locking mechanism in plastic bag.....	56
3-jaw combination puller with swiveling jaws (without hydraulic cylinder for pump drive).....	174

3 jaw extensions (set).....	49
3-jaw puller for fan wheels.....	62
3-jaw puller, high performance is guaranteed.....	33
3-jaw pullers for roller bearings, swedish model.....	59
3-jaw pullers with adjustable reach.....	35
3-jaw pullers with adjustable reach and long hydraulic spindle.....	35
3-jaw pullers with reversible double-end jaws.....	63
3-jaw puller with cone-driven spread adjuster.....	61
3-jaw puller with extremely narrow jaws, in set.....	27
3-jaw puller with long hydraulic spindle, high performance is guaranteed.....	33
3-jaw puller with long hydraulic spindle (including mechanical pressure screw).....	51
3-jaw puller with pre-settable jaws for inside and outside pulling.....	66
3-jaw puller with reversible double-end jaws.....	71
3-jaw puller with self-centering jaws.....	155
3-jaw puller with self-centering jaws.....	156
3-jaw puller with swiveling jaws (without hydraulic hollow ram for pump drive) ..	173
3-jaw small part puller with self-centering jaws.....	57
3 narrow jaws (set).....	37
3 narrow, quick adjusting jaws (set).....	40
3 pulling arms (set).....	36
3 quick adjusting jaws (set).....	39

## A

Accessories for hollow rams.....	173
Accessories for hollow rams.....	177
Accessories for hydraulic pullers.....	172
Accessories for hydraulic pulling devices.....	176
Adjustable ball joint extractors for heavy trucks.....	134
Adjustable ball joint extractors lever type, for all passenger cars, commercial vehicles and medium-sized trucks.....	132
Adjustable ball joint extractors lever type for passenger-cars.....	131
Adjustable ball joint extractors lever type for passenger-cars.....	133
Adjustable ball joint extractors lever type for passenger cars and light commercial vehicles.....	132
Adjustable ball joint extractors lever type, special model for passenger cars with aluminium chassis.....	132
Adjustable ball joint extractors lever type, universal for medium-sized and heavy trucks, busses and construction vehicles.....	133
Adjustable ball joint extractors with hydraulic ram for heavy trucks.....	134
Auxiliary hydraulic ram.....	47

## B

Ball bearing extracting set with counterstay and slide hammer.....	82
Ball bearing extractors and pulling arm sets.....	101
Ball bearing extractor sets for deep-groove ball bearings.....	101
Ball bearing extractor sets "Universal".....	101
Ball bearing puller „PULLPO“.....	100
Ball joint extractor.....	130
Ball joint extractor.....	130
Ball joint extractors.....	130
Ball joint extractors.....	136
Ball joints extractor for trucks "Universal".....	136
Ball joints extractor with short hydraulic spindle.....	133
Battery terminal puller.....	153
Bearing fitting tool kit, light outdoor installation set.....	102
Bearing fitting tool kit made of steel, heavy duty.....	102
Bearing fitting tool kit made of steel, heavy duty.....	102



Bolt extractors, american shape with broad flutes .....	161	Hydraulic 2-jaw puller with swiveling jaws, with hydraulic hollow ram for pump drive .....	170
Bolt extractor set.....	160	Hydraulic 3-jaw combination puller with swiveling jaws, with hydraulic cylinder for pump drive .....	174
Bolt extractor set, american shape with broad flutes .....	161	Hydraulic 3-jaw puller with swiveling jaws, with hydraulic hollow ram for pump drive.....	171
Bolt extractor sets .....	162	Hydraulic "4 Puller" - Set with self-centering pulling arms .....	113
Bolt extractor set "Super Traction.....	161	Hydraulic "6 Pullers" - Set with self-centering pulling arms.....	113
Bolt extractors german, shape with narrow flutes .....	161	Hydraulic "10 Pullers" - Set with self-centering pulling arms.....	113
Bolt extractors "Super Traction.....	160	Hydraulic bearing puller and extractor set .....	115
Bolt extractors with drills and drill-guide.....	160	Hydraulic bearing puller set .....	115
Bolt hole puncher.....	157	Hydraulic bearing puller set .....	115
Bracket hook with slide hammer.....	151	Hydraulic bell-shaped drop arm puller.....	136
Brake caliper tools set .....	144	Hydraulic cylinder rams with collar threads .....	178
Brake piston retractor.....	145	Hydraulic external puller sets.....	171
<b>C</b>		Hydraulic external puller sets.....	185
Chain splitting and riveting tool.....	156	Hydraulic hand pump, gauge and hoses.....	171
Chain wrench .....	149	Hydraulic hollow rams .....	178
Circlip pliers, external.....	104	Hydraulic hub puller.....	150
Circlip pliers, internal .....	104	Hydraulic hub puller.....	151
Circlip pliers service set .....	105	Hydraulic pulling device (including mechanical pressure screw) .....	92
Clamp for 2-jaw pullers.....	49	Hydraulic push/pull device sets.....	176
Clamp spring spreader for VW-exhaust system .....	146	Hydraulic push/pull device sets.....	185
Clipping device for fluid hoses.....	154	Hydraulic push/pulling device with hydraulic hollow ram for pump drive .....	175
Counterstays .....	80	Hydraulic wheel puller for low-floor bus: MB Citaro, MAN, Neoplan.....	150
Cylinder liner puller set .....	84	Hydraulic wheel puller for low-floor bus: MB Citaro, MAN, Neoplan.....	170
<b>D</b>		<b>I</b>	
David extraction cart.....	184	Inductive heater.....	105
Deflection tool for injectors.....	155	Internal extractors.....	78, 114, 175
Detaching tool for car-door inside panel .....	155	Internal extractor with slide hammer .....	85
Disk brake pad remover.....	144	<b>K</b>	
Display .....	186	Key-lifter for keys in slots .....	83
Display .....	188	KUKKO Special grease for pressure spindles.....	46
Double-edged, mechanic nut splitters .....	124	KUKKO Thread Repair Set .....	142
<b>E</b>		KUKKO Thread Repair System in the TANOS® - Systainer.....	142
Europäer .....	167	<b>L</b>	
Extensions for internal extractors.....	79	Lift cylinder .....	178
Extractor for parts with tapholes.....	84	Long hydraulic spindles.....	46
<b>F</b>		Long hydraulic spindles.....	47
Farm and workshop puller with jaws in varying lengths, in set with metal case .....	69	Long hydraulic spindles with handle.....	120
Farm and workshop puller with jaws of varying lengths, in set.....	69	<b>M</b>	
Ferrule product range - all steel - Premium.....	193	Mechanical nut splitter set.....	124
Ferrule product range - malleable cast - Premium .....	193	Mechanical pressure screw.....	118
Flange spreaders (pair) .....	166	Mechanical pressure screws .....	119
Flang type axle puller.....	143	Merchandise, automotive pullers / commercial vehicle / agricultural machinery....	188
Fork separators.....	131	Merchandise, automotive pullers.....	188
For pulling particularly tight bearings, gears, discs, etc.....	71	Mobile hydraulic puller "GOLIATH" .....	183
For pulling particularly tight bearings, gears, discs, etc.....	71	Mobile hydraulic separator "GOLIATH" .....	184
For removing bearings, gears, discs, etc. ....	56	Mobile hydraulic separator "GOLIATH" and hydraulic puller .....	183
For removing bearings, gears, discs, etc. for tight or difficult-to-access spaces .....	31	Mounting for hydraulic cylinder .....	179
<b>H</b>			
High-flow coupling .....	179		
Hub puller .....	151		
Hub puller with slide hammer (4 and 5 hole hub).....	151		





<b>N</b>	
Needle bearing extractors .....	78
<b>O</b>	
Oil filter wrench .....	149
Open-end slogging spanners (~DIN 133) .....	166
<b>P</b>	
Passenger car V-belt pulley set for all passenger car types .....	155
Percussion type bearing extractor sets .....	81
Pin drive .....	137
Pin drive set .....	137
Piston pin driver .....	147
Piston ring compressor .....	146
Piston ring spreaders .....	147
Pressure pad bricks .....	49
Pressure pads for hollow rams .....	179
Protective blankets for extraction jobs .....	184
Puller for cam wheels (VW/Audi) .....	154
Puller, high performance is guaranteed .....	33
Puller product range - automotive .....	189
Puller product range - automotive - axle .....	190
Puller product range - automotive - chassis suspension .....	192
Puller product range - commercial vehicles - axle .....	190
Puller product range - commercial vehicles - BASIC .....	190
Puller product range - commercial vehicles - TOP .....	190
Puller product range - exterior pulling - BASIC .....	189
Puller product range - exterior pulling - BASIC+ .....	189
Puller product range - hydraulic exterior pulling - TOP .....	189
Puller product range - industrial - BASIC .....	191
Puller product range - industrial - BASIC+ .....	191
Puller product range - industrial - TOP .....	191
Puller product range - interior pulling - BASIC .....	192
Puller product range - interior pulling - TOP .....	192
Puller product range - separating .....	192
Puller product range - universal .....	191
Pulling bolts and extensions .....	119
Pulling chuck for deep groove bearing inner races .....	103
Pulling device .....	121, 143
Pulling device for truck axles, in case .....	143
Pulling devices .....	92
Pulling device with hydraulic screw .....	114
Pulling device with hydraulic spindle (with handle) .....	121
Pulling hook sets .....	100
PULLPO" ball bearing puller sets .....	100
Pulse wheel puller .....	157
Pump- driven hydraulic nut splitter .....	170
Pump- driven hydraulic nut splitter in a case .....	125, 170
Pumpenhydraulische Mutternsprenger .....	169
Push/pulling device (without hydraulic hollow ram for pump drive) .....	177
Seal disassembly tools .....	103
Seal pulling set (radial shaft seal) in case .....	103
Segmented internal extractor .....	79
Separating-sets .....	90
Separating-sets with quick clamping pressure spindle .....	91
Separators .....	90
Separators for hydraulic push/pull devices .....	175
Separators with quick clamping pressure spindle .....	91
Separators with 3 segments .....	121
Set of clamp spring tension wedges for VW-exhaust system .....	146
Set of extensions for internal extractors .....	79
Set of parallel-key and dowel-pin extractors .....	85
Set of screw adapters .....	93
Set of slide hammer and counterstays for extracting ball bearings and dowel-pins .....	83
Set of slide hammer for extracting ball bearings and dowel-pins .....	81
Set of stud pulling devices with screw adapters .....	145
Set of thread inserts .....	84
Set of two- and three-arm pullers with narrow jaws .....	24
Set of two- and three-arm pullers with narrow jaws .....	24
Set of universal 2- and 3-jaw pullers .....	19
Set of universal 2- and 3-jaw pullers with extremely narrow jaws .....	26
Set of universal 2- and 3-jaw pullers with extremely narrow, quick adjusting jaws .....	32
Sets of bearing extracting tools .....	82
Sets of bearing pulling and extracting tools .....	83
Sets of slide hammers in case .....	84
Short hydraulic spindles .....	46, 118
Single-edged, grease hydraulic nut splitters .....	125
Single-edged, mechanical nut splitters .....	124
Single soft scraper .....	157
Slide hammer devices .....	80
Slogging spanners (~DIN 7444) .....	167
Small-part puller .....	67
Small-part pullers, e.g. for speedometer cable pullers .....	67
Small-part pullers set .....	67
Spare parts for assembly 11 .....	35
Spare parts for assembly 844/845 .....	112
Special grease for pressure spindles .....	146
Spindle extension .....	118
Spreader for shock absorber mountings and steering parts .....	137
Spring compressor "MacPherson" .....	145
Spring compressor "Universal" .....	145
Steering head bearing fitting tool kit .....	103, 156
Steering wheel puller for steering wheel with spokes .....	148
Steering wheel pullers .....	147, 148
Step plate adapter sets for center-bored parts .....	177
Strap wrench .....	149
Stud pullers for confined spaces .....	163
Stud pullers set for confined spaces .....	163
Stud pullers with internal serration .....	162
Stud puller with extra wide working range .....	162
<b>T</b>	
Tie and connecting rod joint puller with hydraulic lift cylinder .....	135
Tie and connection rod joint puller for heavy trucks .....	134
Tool holder with ratchet .....	47
<b>S</b>	
Sales display "Economy" .....	68
Sales display for 2-jaw pullers .....	17, 28
Sales display for 2-jaw puller with narrow jaws .....	23, 30
Screw adapters (pair) .....	93





## U

Universal 2-jaw and 3-jaw puller set with narrow, quick-adjusting pulling jaws .....	31
Universal 2-jaw and 3-jaw puller set with quick-adjusting pulling jaws .....	29
Universal 2-jaw "economy" puller with adjustable reach, long hydraulic spindle and swiveling jaws .....	71
Universal 2-jaw puller, in set .....	18
Universal 2-jaw pullers "Techno" .....	69
Universal 2-jaw pullers "Vario" .....	68
Universal 2-jaw pullers with adjustable reach .....	34
Universal 2-jaw pullers with Auto-Snap .....	60
Universal 2-jaw pullers with side clamp .....	64
Universal 2-jaw puller with adjustable reach and long hydraulic spindle (including mechanical pressure screw) .....	34
Universal 2-jaw puller with adjustable reach and swiveling jaws .....	53, 70
Universal 2-jaw puller with adjustable reach, long hydraulic spindle and swiveling jaws(including mechanical pressure screw) .....	53
Universal 2-jaw puller with extended jaws .....	17
Universal 2-jaw puller with extremely narrow jaws .....	26
Universal 2-jaw puller with extremely narrow, quick adjusting jaws .....	32
Universal 2-jaw puller with long hydraulic spindle and extended jaws(including mechanical pressure screw) .....	18
Universal 2-jaw puller with long hydraulic spindle and quick adjusting jaws(including mechanical pressure screw) .....	28
Universal 2-jaw puller with long hydraulic spindle and swiveling jaws(including mechanical pressure screw) .....	52
Universal 2-jaw puller with long hydraulic spindle(including mechanical pressure screw) .....	16
Universal 2-jaw puller with long hydraulic spindle(including mechanical pressure screw) .....	50
Universal 2-jaw puller with narrow jaws .....	23
Universal 2-jaw puller with narrow jaws, in set, quick adjusting jaws .....	31
Universal 2-jaw puller with narrow, quick adjusting jaws .....	30
Universal 2-jaw puller with quick adjusting jaws .....	28
Universal 2-jaw puller with self-centering jaws .....	58
Universal 2-jaw puller with short hydraulic spindle and self-centering jaws .....	112
Universal 2-jaw puller with swiveling jaws .....	50, 51
Universal 3-jaw "economy" puller with adjustable reach, long hydraulic spindle and swiveling jaws .....	71
Universal 3-jaw pullers .....	21
Universal 3-jaw puller-set .....	23
Universal 3-jaw pullers "Vario" .....	68
Universal 3-jaw puller with adjustable reach and adjustable swiveling jaws .....	54, 70
Universal 3-jaw puller with adjustable reach, long hydraulic spindle and swiveling jaws(including mechanical pressure screw) .....	54
Universal 3-jaw puller with extended jaws .....	22
Universal 3-jaw puller with extremely narrow jaws .....	27
Universal 3-jaw puller with extremely narrow, quick adjusting jaws .....	32
Universal 3-jaw puller with long hydraulic spindle .....	21
Universal 3-jaw puller with long hydraulic spindle and extended jaws(including mechanical pressure screw) .....	22
Universal 3-jaw puller with long hydraulic spindle and quick adjusting jaws(including mechanical pressure screw) .....	30
Universal 3-jaw puller with long hydraulic spindle and swiveling jaws(including mechanical pressure screw) .....	52
Universal 3-jaw puller with narrow jaws .....	25
Universal 3-jaw puller with narrow jaws, in set .....	25
Universal 3-jaw puller with narrow, quick adjusting jaws .....	31
Universal 3-jaw puller with quick adjusting jaws .....	29
Universal 3-jaw puller with self-centering jaws .....	58, 59
Universal 3-jaw puller with short hydraulic spindle and self-centering jaws .....	112
Universal 3-jaw puller with swiveling jaws .....	51, 52
Universal adjustable ball joints extractors .....	131
Universal drop arm puller .....	148
Universal hub puller .....	150
Universal hub puller, impact-/shock design .....	150
Universal hydraulic 2-jaw and 3-jaw puller set .....	19
Universal hydraulic gear and bearing puller set .....	185
Universal hydraulic puller and extractor set with self-centering jaws with separator .....	116
Universal hydraulic puller set with separator .....	114
Universal KUKKO system for ball joint repairs .....	130
Universal piston ring spreader .....	147
Universal press frame for silent bushings .....	117
Universal puller set .....	85, 144
Universal puller set with separator .....	29
Universal puller set with side clamp .....	65
Universal puller with slide hammer .....	61
Universal set of separator, puller and ball bearing extractor .....	91
Universal spreader .....	166
Universal whiper-arm puller .....	152
Universal wiper arm puller .....	152
Universal wiper arm puller sets .....	152

## V

Valve lifters .....	154
---------------------	-----

## W

Wall panel .....	186
Wall panel, blank .....	193
Workshop tool trolley .....	186
Workshop tool trolley .....	193



	spread		inner square drive (adapter)		diameter of circlip (inner ring)
	depth		thread		diameter of impact sleeves
	length of claw		thread diameter		number of impact sleeves
	length of the jaw		length of thread		diameter of impact ring
	length of extension		thread length of hydraulic spindle		number of impact rings
	opening of claw end		diameter of cone end		number of rings
	spindle length		length of cone end		diameter of drill
	hexagon drive (male)		spread of clamp		diameter of insert sleeve
	square drive (male)		nut size		length of insert sleeve
	hexagon drive (female)		cutting area		thread pitch of insert sleeve
	square drive (female)		length (without pressure spindle)		number of sleeves
	fork opening		number of positions		diameter of chain pin
	fork opening (conical)		number of jaws		length of impact area
	opening range		height of cylinder		mass
	fork opening		cylinder stroke		diameter of steering column
	clear height		spread		diameter of bolt circle
	clear width		diameter		spread area
	thickness (of material)		number of segments		thread diameter
	diameter of separator		width of basic unit		bolt diameter
	distance of side screw		height of basic unit		diameter of chuck
	distance of side screw		spread		spread of valve spring
	depth		diameter of flanges		voltage area
	effective depth		ball bearing ISO		flow volume
	length of internal		inner diameter of ball bearings		effective volume
	number of segments		maximum weight of ball bearing		content
	thread of adapter		diameter of piston ring		compatible with
	thread of adapter		spread		color
	number of adapters		height		package unit
	inner hexagon drive (adapter)		diameter of circlip (outer ring)		weight



# Safety and operating instructions

In general, tools may only be used in accordance with their purpose, in compliance with the conditions indicated and within the service life limitations.



Carry out regular checks of the condition of the tool and replace damaged or worn parts.



Always keep the pressure screw and cross-beam threads clean and well-oiled.



Before use, make sure you know how to properly operate the pulling tool, in compliance with the necessary safety precautions.



If you are even slightly uncertain about one of the points mentioned above, you should request clarification on tool operation.



Make sure the pulling tool is in perfect condition before use.



Verify that the tool is attached correctly and monitor the force used during the removal process.



Never exceed the load values specified for the tool. Check the application of the pulling force with mechanical pulling tools by using a torque wrench, and for pump-driven, hydraulic pulling tools, use a pressure gauge.



Always wear protective goggles and appropriate protective clothing.



Protect yourself with a protective tarp against jerky movements that are always possible with pulling tools and the part being pulled when doing extraction jobs.



Should overload, stiffness, etc., occur, stop the removal process and use a larger version of the corresponding series to complete the job.



Do not use any electrical or pneumatic servo screwdrivers or impact screwdrivers to operate pulling tools.



Do not use extensions to increase the transmitted torque.



Do not make any modifications to the products.



Because the strength properties of steel change under the influence of heat, pulling tools may not be heated when the parts to be pulled are heated.



The geometry of the cross-bar and sliding parts has been optimized to ensure particularly easy movement of the extractor jaws along the cross-bar.



The cross-jaws guarantee maximum stability for the mounted sliding parts and jaws.



A manual adjustment knurl allows rapid loosening and adjusting of the extractor jaws without using a wrench.



The operating nut is easy to turn thanks to a built-in pressure bearing. Resistance from friction is reduced to a minimum.



Smooth-running, self-adjusting spring-back jaws.



Automatic tensioning and centering of the extractor jaws.



By turning the locking bolt the jaws are centered and tensioned and therefore firmly grip the piece to be pulled off. This prevents the jaws moving or slipping off.



Unique, simple pullback of the nut splitter chisel to remove it from deformed or split nuts. The chisel does not get stuck in the nut.



Tools with hydraulic function.



Optimal adjustment of the spindle to the shaft with 2-sided spindle top.







PACKAGING

# UNBOXING



QR CODE WITH ADDITIONAL PRODUCT INFORMATION AND PRODUCT VIDEOS

SPINDLE HEAD

LASERED ARTICLE NUMBER

SECURITY LABEL

CROSS-BEAM



ARTICLE NUMBER

SPINDLE PROTECTION



PULLING HOOKS

GLIDE & FIX TECHNOLOGY

SPINDLE

SELF-HEALING CORROSION PROTECTION KUKKOATING FOR GALVANIZED PARTS.



KUKKO SPECIAL GREASE

TWO-SIDED SPINDLE TIP WITH SWITCH TECHNOLOGY












CLAWS











## PRECAUTIONARY NOTES AND HELPFUL HINTS

All tools must always be used for the intended purposes under the envisioned conditions and within their postulated limitations.

-  Check the condition of your tools at regular intervals, and replace any damaged or worn parts.
-  Keep the threads of all spindles, heads, etc. clean and well oiled.
-  Before you start work, acquaint yourself with the proper use of the tool or tools in question, with due attention to pertinent safety measures.
-  If anything at all is unclear about any of the above, it is best to call the factory for some firsthand advice.
-  Prior to starting work, make sure that the pulling tool is in good working order.
-  Double-check the tool for correct mounting, and monitor the forces incidental to the pulling process.
-  Never violate the maximum load data prescribed for the tool in question. Use a torque wrench (for mechanical/pressure-screw-driven tools) or a pressure gauge (hydraulic/pump-driven tools) to keep tabs on the applied forces.
-  Always wear suitable personal protective equipment, including protective goggles.
-  Always wrap the pulling tool and the workpiece in a protective blanket as a precaution against the potential effects of sudden release.
-  If the tool appears to be overloaded, works sluggishly, or is otherwise negatively conspicuous, interrupt the pulling process, and replace the tool with a larger model.
-  Never use an electric- or pneumatic-powered impact/hammer drill for driving a pulling tool.
-  Never use extensions to increase the applied torque.
-  Never alter a pulling tool or related product in any way.
-  Since heat detracts from the thermal properties of steel, and since some parts require heating to facilitate their removal, remember to never heat the pulling tool along with the part.

## TECHNOLOGY

-  **ARMLOCK**  
The T-form guarantee maximum stability due to the mounting of the pulling jaws in the sliding part.
-  **AUTOGRIP**  
Automatic tensing and self-centering of the pulling jaws.
-  **EASYSCREW**  
Easy turning with reduced friction resistance thanks to built-in pressure bearing.
-  **GLIDE & FIX**  
Particularly easy and quick movement of the pulling jaws on the cross-beam, due to optimized geometry.
-  **HYDRAULICS**  
Pulling tools with hydraulic function.
-  **LIGHTSHIFT**  
Smooth moving and self-retaining pulling jaws with internal spring washer.
-  **PULLBACK**  
Automatic withdrawal of the splitting chisel through the actuator screw.
-  **PULLPO**  
Secure, simple mounting and lever-translated self-tensioning of the pulling jaws due to the special cross-beam shape.
-  **PUSH-TO-UNLOCK**  
Quickly secured and easily released via the unlocking system.
-  **QUICK-ADJUST**  
The knurls allow a tool-free, quick release and movement of the pulling jaws on the cross-beam.
-  **SELFLOCK**  
Centric tightening of the pulling jaws by means of a locking bolt prevents the jaws from moving or slipping.
-  **SWITCH**  
Optimal adaptation of the spindle to the shaft through a two-sided spindle tip.
-  **WAVESPRING**  
Takes 50 % less space and has a compact, maintenance-free design thanks to innovative spring technology.

