



KNIPEX TwinForce
The superior High Leverage Diagonal Cutter with
patented double hinge

Wuppertal, 27.02.2012 – With the TwinForce (Item No. 73 72 180) KNIPEX presents a completely novel high leverage diagonal cutter. With its high degree of stability due to two welded forged-in axles and precision-milled functional surfaces it achieves impressive cutting performance.

The patented double-hinged design of the KNIPEX TwinForce enables a very high transmission of force which permits cutting performance with considerably less strain. At the same time the cutting impact is cushioned because muscular tension is released gently instead of suddenly. The low weight of the TwinForce is also an advantage when it is in continuous use.

50% less strain compared to other high leverage diagonal cutters of the same size.

The TwinForce can be particularly beneficial for people cutting for long periods, for example those working in wire drawing companies or in series production. They need around half of the strength to cut medium hard wire (Ø 2 mm) that would be required using tried and tested KNIPEX high leverage diagonal cutters of the same size.

NEW for diagonal cutters: the ability to reapply the cutters.

The KNIPEX TwinForce cuts even 4 mm thick wire without great effort when reapplied 2 or 3 times. Conventional high leverage diagonal cutters either cannot cut these diameters at all or only with very considerable effort.

Pressemitteilung
Press release



KNIPEX TwinForce

The superior High Leverage Diagonal Cutter with patented double hinge



Precise cutting with very little strain – KNIPEX TwinForce
Item No.. 73 72 180

Pressemitteilung

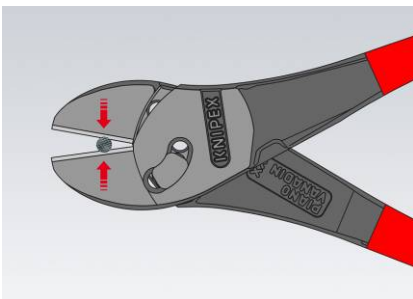
Press release



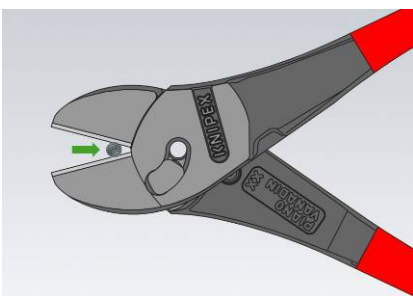
KNIPEX TwinForce Applications



KNIPEX TwinForce: The reapplying cutter.



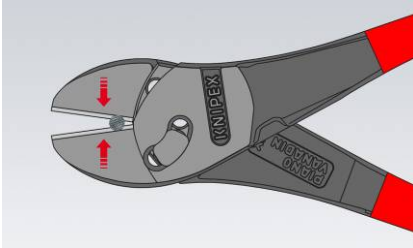
Insert the wires as close to the hinge as possible. In case of cutters with very high transmission, the width of the gap between the cutting edges close to the fulcrum may be less than the thickness of the wire. Wires may slip forward when the cutting starts.



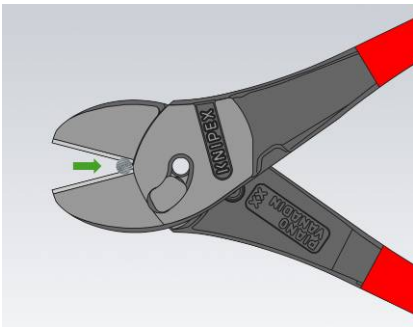
First make a notch in the wire using the KNIPEX TwinForce until the required hand force increases considerably. Now open the pliers and slide the wire backwards towards the joint. Hold the cutting edge in the notches you have made in step 1.

Pressemitteilung

Press release



Continue cutting in the same location along the wire. Now cutting is much more easier because the wire remains in place closer to the fulcrum..



You can repeat this process if necessary.