



INSTRUCTIONS

1. Place strap around object so that strap will fit around circumference (FIG. 1).
2. Pull strap tight until curved end of wrench is snug against strap (FIG. 2).
3. Tightly hold strap in your grip and torque (FIG. 3).
4. For objects under 1-1/2", use wrench as shown (FIG. 4).

FIG. 1

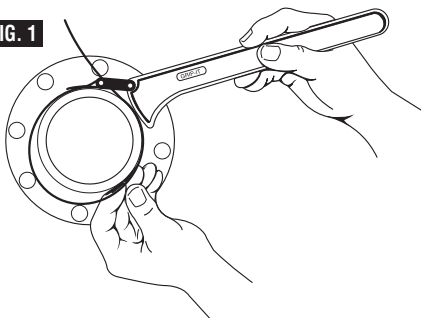


FIG. 2

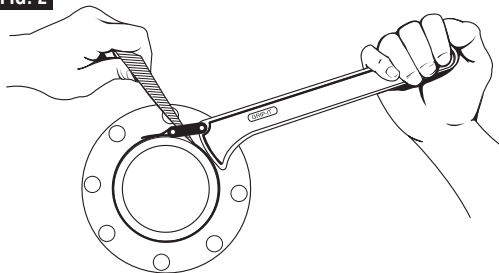


FIG. 3

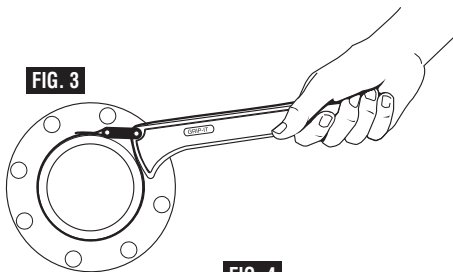
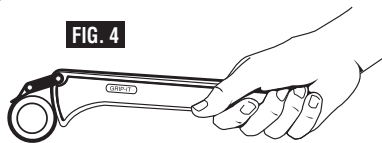


FIG. 4



Learn more about wrenches on our website.