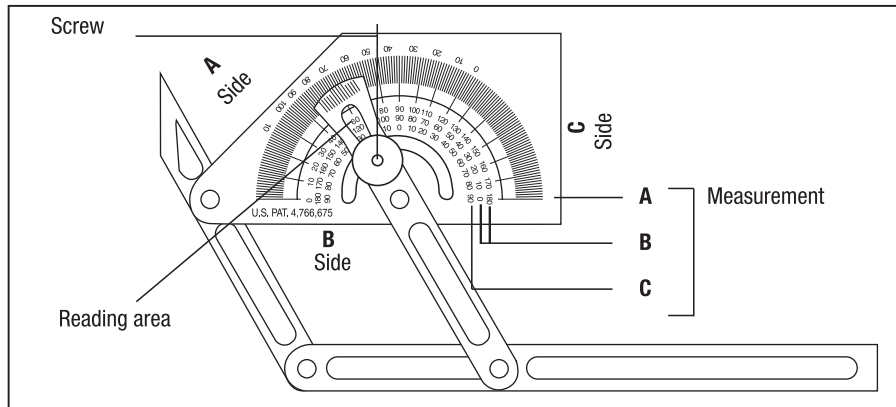


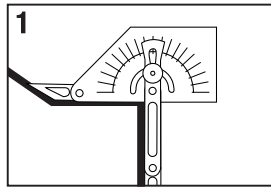


Protractor

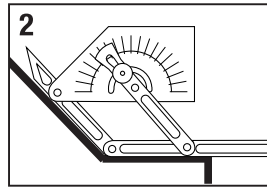
Instructions



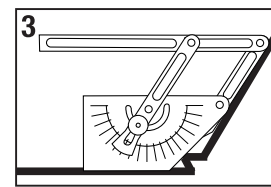
Use this protractor angle finder to measure and mark the degree of angle on: outside, inside and sloped angles



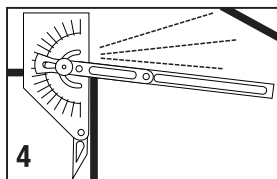
1
Outward Angle




2
Inward Angle



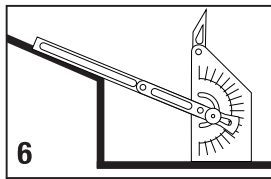
3
Barred Inward Angle



4
Drawing Lines



5
Measuring an angle less than 90°



6
Measuring a sloped angle

1-4. To measure the degree of the angle, read the (B) measurement

5. Position Side A against the angle to be measured and read the arc labeled A

6. Position the long arm to follow the angle and read the arc labelled C