

# 2020 PRODUCTS

**Dr. Shrink<sup>+</sup>**  
INTERNATIONAL SHRINK WRAP SUPPLIER

**MADE IN  
AMERICA**

**QUALITY  
ASSURED**

CUSTOM

# Dr.Shrink<sup>+</sup>

INTERNATIONAL SHRINK WRAP SUPPLIER

**To all of our valued customers & Dr. Shrink family,**

As we embark on our 27th year in the shrink wrap business, I would like to extend my personal THANK YOU to all of our fantastic customers from across the globe, who have put their trust and faith in our products over the years. We would not be able to do what we do, and be the leader in the shrink wrap industry without your continued support.

With a new year, comes new innovations, and we are building upon some of our popular products with our all new, redesigned Lightning Vent and Mega Grip Tape. In addition to our new products, we are also trying to make your purchasing experience easier and faster than ever before, with the development and launch of our all new Dr-Shrink.com website. We are very proud of the design, and user interface, which has been designed with you in mind. We have taken all of our customer's fantastic feedback over the years, and we truly believe we have created an online experience that will make it easier for you to quickly and efficiently order your shrink wrap materials and supplies.

If the web isn't your cup of tea, no worries, we still have our world class customer service team and training experts at the ready to field any questions that come up. As always, when you call, a real person will answer.

Cheers to another great shrink wrap year. Never hesitate to contact me or any of our knowledgeable team members with any questions, concerns or troubleshooting issues you may have. No project is too big or too small for Dr. Shrink.



With Warmest Regards,

A handwritten signature in black ink, appearing to read 'M. Stenberg', written over a white background.

Michael Stenberg  
President

Shore Land

# NEW PRODUCTS



## **⚡** LIGHTNING VENT

### **PRIMARY USE**

- Provide airflow under shrink wrap to keep covered products moisture free

### **FEATURES**

- Improves upon a tested vent design
- Is ideal for both long term storage or transportation purposes
- Large hood over vent opening for better weather protection
- Easy one-hand installation with self-piercing design
- Cost effective design makes it easy to justify the add-on for additional protection

## MEGA GRIP TAPE

### **PRIMARY USE**

- Provides UNMATCHED adhesive power for the toughest of shrink wrap jobs
- Can be successfully applied in damp situations/conditions

### **FEATURES**

- Available in our popular 4" width for EXTREME wrapping needs
- Available in white





# ALL PROTECT PADDING

## PRIMARY USE

- Provides incredible protection of sharp and oddly shaped objects that would traditionally puncture shrink wrap during the wrapping process
- Innovative self-adhesive design can be applied both inside and outside



## FEATURES

- Will not leave adhesive residue
- Comes in standard padding size of 19.5"x82' which can be custom cut to any size required with the use of a box knife
- Self adhesive application



# FLAME RETARDANT TAPE

## PRIMARY USE / FEATURES

- Provides superior adhesive strength while also having the benefit of being a flame retardant product
- Meets NFPA 701-2015 specifications and is available in light gray, 4"x180'



# PREMIUM SHRINK WRAP

With Dr. Shrink, you have come to expect the highest quality shrink wrap in the business, and we do not disappoint. Here is a complete guide to our shrink wrap sizing and specialty films currently available.

## FIND BY MIL THICKNESS

### 6 MIL

ORDER QTY:	PART #	FILM SIZE	COLORS	SHIP WT.	PALLET QTY.
	DS-126175	12' x 175'	Blue, White	66	12
	DS-146150	14' x 150'	Blue, White, Clear	68	15
	DS-146300	14' x 300'	Blue, White	128	12
	DS-166200	16' x 200'	White	102	12
	DS-176031	17' x 31'	Blue	18	49
	DS-176120	17' x 120'	Blue, White, Clear	66	20
	DS-176270	17' x 270'	Blue, White	140	12
	DS-176410	17' x 410'	Blue, White	208	6
	DS-186200	18' x 200'	White	110	16
	DS-206100	20' x 100'	Blue, White, Clear	66	16
	DS-206240	20' x 240'	White	150	9
	DS-246045	24' x 45'	Blue	34	36
	DS-246085	24' x 85'	Blue, White	68	12
	DS-246115	24' x 115'	Blue, White	88	12

### 7 MIL

ORDER QTY:	PART #	FILM SIZE	COLORS	SHIP WT.	PALLET QTY.
	DS-127149	12' x 149'	Blue, White	64	20
	DS-147128	14' x 128'	Blue, White	68	16
	DS-147213	14' x 213'	Blue, White	108	12
	DS-147425	14' x 425'	Blue, White	210	6
	DS-167200	16' x 200'	White	116	12
	DS-177031	17' x 31'	White	20	35
	DS-177110	17' x 110'	Blue, White	68	15
	DS-177175	17' x 175'	Blue, White	114	12
	DS-177350	17' x 350'	Blue, White	210	6
	DS-187200	18' x 200'	Blue, White	134	12
	DS-207089	20' x 89'	Blue, White	70	16
	DS-207200	20' x 200'	White	150	9
	DS-207298	20' x 298'	Blue, White, Clear	210	6
	DS-227100	22' x 100'	White	82	12
	DS-247050	24' x 50'	White	46	25
	DS-247120	24' x 120'	White	104	12
	DS-247248	24' x 248'	Blue, White	210	6
	DS-267100	26' x 100'	Blue, White	98	12



# 231.723.2685

GET YOUR CUSTOM QUOTE NOW!

## 7 MIL CONTINUED

ORDER QTY:	PART #	FILM SIZE	COLORS	SHIP WT.	PALLET QTY.
	DS-267160	26' x 160'	White	150	9
	DS-267229	26' x 229'	Blue, White	210	6
	DS-287064	28' x 64'	White	68	6
	DS-287114	28' x 114'	White	116	12
	DS-287213	28' x 213'	Blue, White, Clear	208	6
	DS-327065	32' x 65'	Blue, White	78	12
	DS-327100	32' x 100'	Blue, White, Clear	116	12
	DS-327186	32' x 186'	Blue, White	210	6
	DS-367070	36' x 70'	White	92	12
	DS-367165	36' x 165'	White	215	6
	DS-407100	40' x 100'	Blue, White, Clear	140	12
	DS-407149	40' x 149'	Blue, White	215	6
	DS-407200	40' x 200'	White	276	6

## 8 MIL + 9 MIL

ORDER QTY:	PART #	FILM SIZE	COLORS	MIL	SHIP WT.	PALLET QTY.
	DS-188200	18' x 200'	White	8	150	12
	DS-208100	20' x 100'	White	8	86	16
	DS-248250	24' x 250'	White	8	240	6
	DS-268100	26' x 100'	White	8	106	12
	DS-288250	28' x 250'	White	8	296	4
	DS-328230	32' x 230'	White	8	290	6
	DS-408100	40' x 100'	White	8	166	12
	DS-268.5260	26' x 260'	White	8.5	288	6
	DS-308.5260	30' x 260'	White	8.5	334	4
	DS-509100	50' x 100'	White	9	240	8

## 10 MIL + 12 MIL

ORDER QTY:	PART #	FILM SIZE	COLORS	MIL	SHIP WT.	PALLET QTY.
	DS-2010100	20' x 100'	White	10	106	16
	DS-2410120	24' x 120'	White	10	156	6
	DS-2410163	24' x 163'	White	10	198	6
	DS-3210186	32' x 186'	White	10	302	6
	DS-4010100	40' x 100'	White	10	200	6
	DS-4010150	40' x 150'	White	10	310	6
	DS-6010100	60' x 100'	White	10	296	6
	DS-2012100	20' x 100'	White	12	126	12
	DS-4012100	40' x 100'	White	12	250	6

# PREMIUM SHRINK WRAP

## FIND BY ROLL WIDTH

### 12'-14'

ORDER QTY:	PART #	FILM SIZE	COLORS	MIL	SHIP WT.	PALLET QTY.
	DS-127149	12' x 149'	Blue, White	7	64	20
	DS-126175	12' x 175'	Blue, White	6	66	12
	DS-147128	14' x 128'	Blue, White	7	68	16
	DS-146150	14' x 150'	Blue, White, Clear	6	68	15
	DS-147213	14' x 213'	Blue, White	7	108	12
	DS-146300	14' x 300'	Blue, White	6	128	12
	DS-147425	14' x 425'	Blue, White	7	210	6

### 16'-18'

ORDER QTY:	PART #	FILM SIZE	COLORS	MIL	SHIP WT.	PALLET QTY.
	DS-166200	16' x 200'	White	6	102	12
	DS-167200	16' x 200'	White	7	116	12
	DS-176031	17' x 31'	Blue	6	18	49
	DS-177031	17' x 31'	White	7	20	35
	DS-177110	17' x 110'	Blue, White	7	68	15
	DS-176120	17' x 120'	Blue, White, Clear	6	66	20
	DS-177175	17' x 175'	Blue, White	7	114	12
	DS-176270	17' x 270'	Blue, White	6	140	12
	DS-177350	17' x 350'	Blue, White	7	210	6
	DS-176410	17' x 410'	Blue, White	6	208	6
	DS-186200	18' x 200'	White	6	110	16
	DS-187200	18' x 200'	Blue, White	7	134	12
	DS-188200	18' x 200'	White	8	150	12

### 20'-22'

ORDER QTY:	PART #	FILM SIZE	COLORS	MIL	SHIP WT.	PALLET QTY.
	DS-207089	20' x 89	Blue, White	7	70	16
	DS-206100	20' x 100'	Blue, White, Clear	6	66	16
	DS-208100	20' x 100'	White	8	86	16
	DS-2010100	20' x 100'	White	10	106	16
	DS-2012100	20' x 100'	White	12	126	12
	DS-207200	20' x 200'	White	7	150	9
	DS-206240	20' x 240'	White	6	150	9
	DS-207298	20' x 298'	Blue, White, Clear	7	210	6
	DS-227100	22' x 100'	White	7	82	12

### 24'-28'

ORDER QTY:	PART #	FILM SIZE	COLORS	MIL	SHIP WT.	PALLET QTY.
	DS-246045	24' x 45'	Blue	6	34	36
	DS-247050	24' x 50'	White	7	46	25
	DS-246085	24' x 85'	Blue, White	6	68	12
	DS-246115	24' x 115'	Blue, White	6	88	12
	DS-247120	24' x 120'	White	7	104	12
	DS-2410120	24' x 120'	White	10	156	6
	DS-2410163	24' x 163'	White	10	198	6
	DS-247248	24' x 248'	Blue, White	7	210	6

**24'-28' CONTINUED**

ORDER QTY:	PART #	FILM SIZE	COLORS	MIL	SHIP WT.	PALLET QTY.
___	DS-248250	24' x 250'	White	8	240	6
___	DS-267100	26' x 100'	Blue, White	7	98	12
___	DS-268100	26' x 100'	White	8	106	12
___	DS-267160	26' x 160'	White	7	150	9
___	DS-267229	26' x 229'	Blue, White	7	210	6
___	DS-268.5260	26' x 260'	White	8.5	288	6
___	DS-287064	28' x 64'	White	7	68	16
___	DS-287114	28' x 114'	White	7	116	12
___	DS-287213	28' x 213'	Blue, White, Clear	7	208	6
___	DS-288250	28' x 250'	White	8	296	4

**30'-36'**

ORDER QTY:	PART #	FILM SIZE	COLORS	MIL	SHIP WT.	PALLET QTY.
___	DS-308.5260	30' x 260'	White	8.5	334	4
___	DS-327065	32' x 65'	Blue, White	7	78	12
___	DS-327100	32' x 100'	Blue, White, Clear	7	116	12
___	DS-327186	32' x 186'	Blue, White	7	210	6
___	DS-3210186	32' x 186'	White	10	302	6
___	DS-328230	32' x 230'	White	8	290	6
___	DS-367070	36' x 70'	White	7	92	12
___	DS-367165	36' x 165'	White	7	215	6

**40'-60'**

ORDER QTY:	PART #	FILM SIZE	COLORS	MIL	SHIP WT.	PALLET QTY.
___	DS-407100	40' x 100'	Blue, White, Clear	7	140	12
___	DS-408100	40' x 100'	White	8	166	12
___	DS-4010100	40' x 100'	White	10	200	6
___	DS-4012100	40' x 100'	White	12	250	6
___	DS-407149	40' x 149'	Blue, White	7	215	6
___	DS-4010150	40' x 150'	White	10	310	6
___	DS-407200	40' x 200'	White	7	276	6
___	DS-509100	50' x 100'	White	9	240	8
___	DS-6010100	60' x 100'	White	10	296	6

**FILM  
THICKNESS**

Find use of this helpful Mil and Micron conversion chart. All of our shrink wrap material is made from 100% virgin resin and consists of the highest quality material the industry has to offer.

**6 MIL** ———

152.4 microns

**7 MIL** ———

177.8 microns

**8 MIL** ———

203.2 microns

**9 MIL** ———

228.6 microns

**10 MIL** ———

254.0 microns

**12 MIL** ———

304.8 microns



# SPECIALTY SHRINK WRAP



## Volatile Corrosion Inhibiting

VCI shrink wrap is a "Volatile Corrosion Inhibiting" shrink wrap. It contains additives that will prevent corrosion on both ferrous and non-ferrous metals, and electrical connections, for periods up to 2 years. VCI shrink wrap comes in 6 and 7-mil white and 8-mil gray.



### COLORS



PART #	FILM SIZE	COLORS	MIL	SHIP WT.	PALLET QTY.
DS-206100WCI	20' x 100'	White	6	60	20
DS-207100WCI	20' x 100'	White	7	64	20
DS-328100GCI	32' x 100'	Gray	8	140	12

## Dura-Skrim®

Dura-Skrim® 2FR consists of two sheets of high-strength flame retardant virgin film laminated together with a third layer of molten polyethylene (the molten layer of polyethylene renders it unshrinkable – as such, it resists heat and is resilient in a way shrink wrap is not). A heavy-duty scrim reinforcement placed between these plies greatly enhances tear resistance and increases service life. Dura-Skrim® 2FR meets or exceeds NFPA 701 requirements. Commonly used in applications that require a flame retardant, high puncture and high tear-strength material.



DURA-SKRIM-2FR-20X100

### COLORS



PART #	FILM SIZE	COLORS	MIL	SHIP WT.	PALLET QTY.
DURA-SKRIM-2FR-20X100	20' x 100'	White*	6	41	25
DURA-SKRIM-2 20X100	20' x 100'	Clear**	6	37	25


\* flame retardant (non-shrink) \*\* clear non FR (non-shrink)




## Flame Retardant

Flame Retardant shrink wrap contains specialized additives that will extinguish the wrap within 4 seconds of having the source of ignition removed. All of our Flame Retardant Shrink Wrap meets or exceeds NFPA 701 specification. Available in white opaque only in 7, 9, or 12-mil thicknesses. Contains UV inhibitors for long term usage.




	PART #	FILM SIZE	COLORS	MIL	SHIP WT.	PALLET QTY.
<b>COLORS</b> 	DS-269062WF	26' x 62'	White	9	82	16
	DS-267160WFR	26' x 160'	White	7	158	9
	DS-329070WFR	32' x 70'	White	9	110	12
	DS-3212070WFR	32' x 70'	White	12	152	9
	DS-401260FR	40' x 60'	White	12	150	8

## Clear Pallet Bags



	PART #	DESCRIPTION	FITS PALLET SIZE	MIL	BAGS/ROLL
<b>COLORS</b> 	PB-403672.005	40" x 36" x 72"	36" x 36" x 48"	5	45
	PB-524860.005	52" x 48" x 60"	48" x 48" x 30"	5	55
	PB-524878.005	52" x 48" x 78"	48" x 48" x 48"	5	45
	PB-524890.005	52" x 48" x 90"	48" x 48" x 66"	5	40

## Poly Sheeting

	PART #	DESCRIPTION	COLORS	MIL	SHIP WT.	PALLET QTY.
<b>COLORS</b>  <i>* flame retardant</i>	DS-84100	8' x 100'	Clear	4	17	96
	DS-124100	12' x 100'	Clear	4	25	64
	DS-126100FR	12' x 100' *	Clear	6	39	49
	DS-204100	20' x 100'	Clear	4	40	35
	DS-244100	24' x 100'	Clear	4	49	35
	DS-404100	40' x 100'	Clear	4	78	24

## Vehicle Wrap

This material applies easily to damaged vehicles to protect against adverse weather until auctioned or repaired. Ideal for auto salvage yards, accident sites and transportation preparation. Vehicle wrap has a self-adhesive backside and is UV protected to provide a long-lasting barrier against the elements.

	PART #	DESCRIPTION	COLORS	MIL	SHIP WT.	CASE QTY.
<b>COLORS</b>  	SI-30200CW	30" x 200'	Yellow	3	9	1
	SI-36100CW	36" x 100'	Clear	3	7	1
	DS-36100CW-5	36" x 100'	Clear	5	9	1
	DS-36200CW-3	36" x 200'	Clear	3	10	1
	SI-48100CW	48" x 100'	Clear	3	7.5	1



**60' WIDE ROLLS  
AVAILABLE**

# HEAT TOOLS



## Shrinkfast® 998 Heat Tool Kit

The Shrinkfast® 998 is a durable propane powered heat tool that puts out 212,000 BTUs at 22 pounds of pressure. The kit includes: heat tool, 25' propane hose, adjustable regulator, wrench for tightening fittings, and a professional training DVD. It comes in a plastic carrying case and has a one year warranty. Options include 2', 4', and 6' extensions. Additional products include belt clips, extension carrying case and a complete rebuild kit for the 998.



**CUSTOMER FAVORITE**

DS-SHFAST998

## Shrinkfast® MZ Heat Tool Kit

The Shrinkfast® MZ is a durable, propane powered heat tool, weighing in at only 1.75lbs, it is one of the lighter heat tools on the market and one of the industries leading lightweight DIY heat tools. Kit comes complete with plastic carrying case, 25' propane hose, adjustable regulator and wrench for tightening fittings.



PART #	DESCRIPTION	BTUs
DS-SHFAST975	Shrinkfast® 975 propane heat tool	200,000
DS-SHFAST998	Shrinkfast® 998 propane heat tool	212,000
DS-SHFASTMZ	Shrinkfast® MZ propane heat tool	
DS-SHFAST998-2	2' extension for Shrinkfast® 998 heat tool	
DS-SHFAST998-4	4' extension for Shrinkfast® 998 heat tool	
DS-SHFAST998-6	6' extension for Shrinkfast® 998 heat tool	
DS-SHFAST998-2-ST	2' X-Tender for Shrinkfast® 998 heat tool	
DS-SHFAST998-ARMCLIP	Arm assist clip for Shrinkfast® 998 ext.	
DS-SHFAST998-4CASE	4' ext. case for Shrinkfast® 998 heat tool	
DS-SHFAST998-6CASE	6' ext. case for Shrinkfast® 998 heat tool	
DS-998-CLIP	Belt & clip for Shrinkfast® 998 heat tool	
DS-998RB	Rebuild kit for Shrinkfast® 998 heat tool	

## HEAT TOOL REPAIR

Whether you need a single part, or a complete rebuild kit, Dr. Shrink has the repair parts you need to keep your heat tool in prime working condition. If you are in need of having your heat tool repaired, Dr. Shrink has Heat Tool Technicians on staff that can diagnose your heat tool's problem and get it back up and running.





**Ripack® 3000  
Propane Heat Tool Kit**

The Ripack 3000 propane fired heat tool allows users to heat large areas of shrink wrap safely and quickly. Weighs only 2.7 pounds, yet puts out 260,000 BTUs of heat. The kit includes: heat tool with back-up igniter, 26' propane hose, Securipack-combined fail-safe regulator, high impact plastic case, and wrench for tightening fittings. Also comes with a one year warranty.



DS-RPK3000

PART #	DESCRIPTION	BTUs
DS-RPK	Ripack® 2200 propane heat tool	245,000
DS-RPK3000	Ripack® 3000 propane heat tool	260,000
DS-RPK3000-KIT	Ripack® 3000 propane heat tool kit with 6'8" extension combo	260,000
DS-RIPCOMBO49	Ripack® 4'-9" Extension	
DS-RIPCOMBO68	Ripack® 6'-8" Extension	



**RapidShrink - RS100  
Propane Heat Tool Kit**

Our economical Rapid Shrink 100 Heat Tool Kit puts out 100,000 BTUs and comes with complete certification. The kit includes: heat tool, 25' propane hose, adjustable regulator, training DVD, carrying case, safety gloves and safety glasses. The Rapid Shrink 100 is a perfect fit for do-it-yourselfers or used as a secondary heat tool. Optional 3' extension available.



DS-RS100

PART #	DESCRIPTION	BTUs
DS-RS100	RapidShrink 100 propane heat tool	100,000
DS-RS-EXT	3' extension for RapidShrink heat tools	

**PROPANE TANKS**

Finally, an alternative to lugging around those heavy propane cylinders! These 11, 17 and 22 pound composite tanks are 50% lighter than steel. The ergonomic handles allow for easy carrying and stacking. Thanks to the rugged, noncorrosive 3-layer composite, your fuel levels will always be visible so you'll never unexpectedly run out on the job.



\* Colors may vary

PART #	DESCRIPTION
DS-LWTANK-11	Viking composite propane tank - 11-lb.
DS-LWTANK-17	Viking composite propane tank - 17-lb.
DS-LWTANK-22	Viking composite propane tank - 22-lb.
DS-PBL20	Powerblanket Lite Propane Tank Heater

# ACCESSORIES & STORAGE



## TAPE

### Heat Shrink Tape

Heat Shrink Tape is a 9-mil polyethylene tape that is designed to install doors and seal pleats, seams, and holes. Heat Shrink Tape has a powerful backing that adheres nicely to shrink wrap. Available in blue, white, and clear in 2", 3", 4", and 6" widths. All rolls are 180' long. 2" and 4" white is also available with a serrated edge for easier tearing.

A light-duty version of our heat shrink tape is also available.

Light-duty heat shrink tape is a 7.5-mil polyethylene tape.

Sizes are 1.5", 2.5", 4", & 6". Available only in white with serrated edges.



**CUSTOMER FAVORITE**

	PART #	SIZE	COLORS	MIL	UVI	CASE QTY.
	DS-701.5W-7.5	1.5" x 180'	White	7.5	No	32
	DS-702	2" x 180'	Blue, White, Clear	9	No	24
	DS-702P	2" x 180' *	Blue, White	9	No	24
	DS-702.5W-7.5	2.5" x 180'	White	7.5	No	16
	DS-703	3" x 180'	Blue, White	9	No	16
	DS-703WP	3" x 180'*	White	9	No	12
	DS-704	4" x 180'	Blue, White, Clear	9	No	16
	DS-704P	4" x 180' *	Blue, White	9	No	12
	DS-704WP-7.5	4" x 180' *	White	7.5	No	12
	DS-706	6" x 180'	Blue, White, Clear	9	No	8
	DS-706WP	6" x 180' *	White	9	No	8

#### COLORS



\* pinked edge

### Permanent Tape

Dr. Shrink's Permanent Shrink Wrap Tape contains 2 mils of aggressive acrylic adhesive for extremely high adhesion power. This tape is long lasting and permanently bonds to our premium shrink wrap.



#### COLORS



	PART #	SIZE	COLORS	MIL	UVI	CASE QTY.
	DS-724	4" x 180'	White	6	Yes	12

### Preservation Tape

Preservation Tape is a 10-mil, waterproof tape that contains UV inhibitors for long term storage and leaves minimal adhesive residue. Preservation Tape is most commonly used for transportation covers where the cover needs to be taped directly to the object. Available in blue, white, clear, and black in 1", 2", 3", 4", and 6" widths. All rolls are 108' long.



**PLEASE NOTE:** Although preservation tape is designed not to leave a residue, the adhesion is very strong and it is possible that the top layer of paint or finish may come off painted surfaces or wood. Please test a small area before applying to the entire surface.

	PART #	SIZE	COLORS	MIL	UVI	CASE QTY.
	DS-711	1" x 108'	White	10	Yes	48
	DS-712	2" x 108'	Blue, White, Clear, Black	10	Yes	24
	DS-713	3" x 108'	Blue, White, Clear, Black	10	Yes	16
	DS-714	4" x 108'	Blue, White, Clear, Black	10	Yes	12
	DS-716	6" x 108'	White	10	Yes	8


#### COLORS



## Anti-Chafe Tape

Dr. Shrink's Anti-Chafe Tape is a high performance polyethylene film that provides a tough, puncture resistant material to prevent abrasion. This tape is designed as a low-tack film that will provide protection for your boat or other object. Use only between shrink wrap and the object. Simply apply it directly to the object where the shrink wrap touches. The tape acts as a barrier between the object and shrink wrap, thus preventing any scratching or chafing. The black underside of the tape contains UV inhibitors to prevent the sun from drying out the adhesive.



	PART #	SIZE	COLORS	MIL	UVI	CASE QTY.
<b>COLORS</b> 	DS-CHAFE3	3" x 1000'	White	3	Yes	16
	DS-CHAFE66	6" x 600'	White	3	Yes	8
	DS-CHAFE6	6" x 1000'	White	3	Yes	4
	DS-CHAFE126	12" x 600'	White	3	Yes	4
	DS-CHAFE12	12" x 1000'	White	3	Yes	2
	DS-CHAFE24	24" x 600'	White	3	Yes	2

*\*See New Products page for our Flame Retardant and Mega Grip Tape options!*

## KNIVES

### Wrap n' Strap Knife

One blade designated to cut strapping and the other blade used to make even, smooth cuts for shrink wrap. A combination of our innovative Ring Cutter (DS-RCUT) and Film Knife (DS-007) tools, the Wrap n' Strap Knife is a handy, safe, and convenient tool to cut your strapping and film with a simple flip of the blade. Replacement blades available. Additional blades may be stored within the Wrap n' Strap housing.



PART #	DESCRIPTION
DS-008	Wrap n' Strap shrink wrap and strapping knife
DS-008R	10-pack replacement blades for Wrap n' Strap knife

### Professional Shrink Wrap Knife

The Professional Shrink Wrap Knife is used to safely and smoothly cut shrink wrap during installation. No danger of scratching or cutting equipment with blade. Replacement blades available.



PART #	DESCRIPTION
DS-007	Professional shrink wrap knife
DS-007B	Large shrink wrap knife
DS-007D	Disposable shrink wrap knife
DS-007BD	Large disposable shrink wrap knife
DS-007R	10-pack replacement blades

### Strap Cutting Tool (Ring Cutter)

Convenient strap cutting tool that allows the user to safely keep a blade available throughout the shrink wrapping process. Cuts woven cord strapping with ease.



PART #	DESCRIPTION
DS-RCUT	Ring cutter

# VENTING

## Dr. Shrink 683 & 683 Filter Vent

Our 683 Vent allows air circulation under shrink wrap covers and is water resistant when installed horizontally or vertically. Easy installation using the one-piece pull tab that exposes over 15 square inches of adhesive. UV additives for long life in all climates. Available in black or white. Need additional filtration from debris? Try our 683 with Filter. We also have a filter add-on kit available.



## Dr. Shrink Lightning Vent - **NEW**

Installing vents on a shrink wrap cover allows air to circulate under the cover to eliminate moisture from forming. Dr. Shrink's new **Lightning Vent** (DS-LIGHTNING) is a one-handed installation vent and allows for easy and quick installation that works for both storage and transportation covers.






PART #	DESCRIPTION
DS-683	Black 4" x 5" self-adhesive
DS-683W	White 4" x 5" self-adhesive
DS-683F	Black 4" x 5" self-adhesive, with filter
DS-FILTERKIT	Filter kit add-on for DS-683 vents
DS-LIGHTNING	Self-piercing Lightning vent
DS-062A	Self-adhesive round airlette vent
DS-SCOOP	12-ml triangular clear plastic vent (package of 6)
DS-STEALTH	Self-piercing Stealth vent
DS-VICOVENT	Twisting self-piercing, self-adhesive vent

# ZIPPER ACCESS DOORS

Doors are taped on the finished cover to allow access into a shrink wrapped object without compromising the durability of the cover. Use a film knife to cut the inside of the opening for access into the shrink wrapped object. Available in 36", 48", 72" and 82" lengths by 30", 36" and 40" widths. Available in clear, white, and blue.



DS-36  
installation photo

COLORS	PART #	DESCRIPTION	COLORS
	DS-36	30" x 36" zipper access door	Blue, White, Clear
	DS-48	30" x 48" zipper access door	Clear
	DS-3648	36" x 48" zipper access door	Blue, White, Clear
	DS-4082HDC	40" x 82" heavy-duty zipper access door	Clear
	DS-72	36" x 72" zipper access door	Blue, White, Clear

# CARTS & STORAGE

## Heavy Duty Film Rack Cart

The Heavy-Duty Film Rack is built out of black powder coated steel and can hold up to four 200 pound rolls of shrink wrap - along with heat tools, propane tank, strapping and other supplies. The rack rolls on the extra large casters with locks for ease of use. It is ready to make the installation of shrink wrap much easier for you.



DS-HDRACK



DS-GOCART

## GoCart

Easy assembly - easy take down! This GoCart is durable and easy to maneuver. Four 8" lockable, rotating wheels make braking and handling a snap.

## Dr. Shrink Film Rack

Dr. Shrink's Film Rack is made of square steel tubing measuring 18". These rails are perfect for easy mounting on either the floor or the wall. The center pole is a 72" long piece of conduit, sturdy enough to hold even the largest of shrink wrap rolls.



DS-FILMRACK (color may vary)

## Utility Cart

Lightweight two-wheeled Utility Cart with a spot for everything. Holds the propane tank, heat tool, hose, strapping, tape, buckles, etc. Rolls easily on 8" wheels.



DS-UTILITYCART



## Ripack Gas Cylinder Trolley

Robust metal construction and ease of use will give you the portability you require with any heat tool. Complete with a hose guide, heat tool support stand, and will pack flat for easy transportation.

DS-RIPTROLLEY

## Shrink Wrap Footage Counter

Precisely measures material pulled from the roll in feet/inches. This counter features a stable mounting base, measuring wheel, and features a clear display window to easily view the measurements. Counter will attach easily to most film carriers and carts and will accurately measure within a 5% variance. Also great for measuring precut sheets.



DS-WRAPCOUNTER

\*Accessories not included w/any cart.\*

PART #	DESCRIPTION
DS-HDRACK	Heavy-duty steel film and accessory rack on 8" casters
DS-GOCART	Lightweight aluminum storage rack on 8" casters
DS-FILMRACK	Single roll film rack with 72" pole
DS-UTILITYCART	Dolly-style accessory storage cart
DS-RIPTROLLEY	Ripack Gas Cylinder Trolley
DS-WRAPCOUNTER	Shrink wrap footage counter



# STRAPPING +EXTRAS



## Woven Cord Strapping

Woven Cord Strapping is used with wooden uprights and buckles to form the support structure under shrink wrap covers. It is also used to create the perimeter band that will secure the shrink wrap material. 1/2" and 3/4" widths available in both standard strength and heavy-duty.



PART #	DESCRIPTION <i>BS = Break Strength</i>
DS-50015	1/2" x 1500' woven cord strapping (750 lb. BS)
DS-50015HD	1/2" x 1500' heavy-duty cord strapping (900 lb. BS)
DS-500	1/2" x 3900' woven cord strapping (750 lb. BS)
DS-500HD	1/2" x 3900' heavy-duty cord strapping (900 lb. BS)
DS-750300	3/4" x 300' woven cord strapping (900 lb. BS)
DS-7501500	3/4" x 1500' woven cord strapping (900 lb. BS)
DS-750	3/4" x 2100' woven cord strapping (900 lb. BS)
DS-750HW	3/4" x 1665' heavy-duty cord strapping (1625 lb. BS)

## Dr. Shrink Strap Dispenser

It's never been easier to dispense your strapping! Dr. Shrink's Strapping Dispenser has a durable and lightweight design which is compatible with all of our premium 1/2" and 3/4" strapping rolls. The unit features a convenient carrying handle and low resistance spindle system. The Strapping Dispenser is the ideal tool to prevent knots, tangles, and twists in the strapping.



PART #	DESCRIPTION
DS-STRAPDISP	Strapping dispenser

## Dr. Shrink Corner Guard


This molded plastic Corner Guard is reusable season after season and provides superior protection for your wrapped objects and also reduces the amount of rips and tears in your shrink wrap.



PART #	DESCRIPTION
DS-CGUARD	Molded Plastic Corner Guard

## Strapping Protector

The Protector is designed for two different applications: 1: A method of keeping strapping from forming dents in vinyl upholstery on boats -- 2: Used as corner guards to keep shrink wrap and strapping from being cut on sharp edges. Notched on all four sides for easy attachment to strapping.



PART #	DESCRIPTION
DS-PROTECTOR	Strap protector

## Buckles

Buckles are needed in both the support structure and the perimeter band. The buckle is used with the strapping and tensioning tool when creating a tight-fitting perimeter band. When creating the support structure, the buckles allow the installer to sufficiently hand tighten the strapping and produce a sturdy, sloping frame for the shrink wrap cover.



PART #	DESCRIPTION
DS-050	1/2" buckles (100 per bag by weight)
DS-075	3/4" buckles (100 per bag by weight)

## Tensioning Tool

The Tensioning Tool is used when creating the perimeter band. If the perimeter band is left only hand tightened, the cover will sit loosely over the object and can rub and chafe the object. A band properly tightened with the Tensioning Tool will create a powerful perimeter band that will hug the cover securely against the protected object, preventing movement and eliminating chafing.



PART #	DESCRIPTION
DS-15	Strap tensioning tool

## End Caps & Bottom Caps

End Caps and Bottom Caps are designed to fit on the top and bottom of 2x4 boards commonly used as support poles under shrink wrap covers. Bottom Caps have non-skid disks attached for added stability.



## Rhino Cap

Dr. Shrink is improving on its proven End Caps with this heavy duty Rhino Cap. Designed for optimum pierce protection, the **Rhino Cap** features more surface area, greater strength, and strapping grooves to make your strapping structure more durable than ever.



PART #	DESCRIPTION
DS-CAP	End cap for top of support pole
DS-BCAP	Bottom cap for bottom of support pole
DS-RCAP	Heavy duty, molded, cap for top of support pole

## Super Cap

The Super Cap is designed to transfer the weight of snow, ice, and rain from the top of 2x4 support poles used under shrink wrap storage covers. Dome shaped and 20" in diameter, the Super Cap rests on the woven cord strapping running both lengthwise and crosswise, thus minimizing support poles from poking through shrink wrap covers. Super Caps can be easily attached to wooden uprights with either a nail or staples.



PART #	DESCRIPTION
DS-SUPERCAP	Extra large end cap for support pole

# STRAPPING & EXTRAS

## Liftoff

The Liftoff is perfect for wrapped objects that need additional ventilation as well as surface protection (such as painted boat hulls or delicate machinery) during the wrapping process.



PART #	DESCRIPTION
DS-LIFTOFF	Liftoff assembly

## SeatSaver

The **SeatSaver** is an all new revolutionary product that is ideal for any pontoon boat with seat backs that are exposed above the upper rail which come in contact with strapping and shrink wrap material. The SeatSaver will protect the seat backs from strapping abrasion while also providing lift-off benefit, keeping the film and strapping off the vinyl during the wrapping process.



PART #	DESCRIPTION
DS-SEATSAVER	Pontoon Boat SeatSaver Strap protector

# MOISTURE CONTROL

## ProGardo Corrpac VCI Capsule

VCI Capsule designed for long term corrosion protection of closed areas. Each capsule protects 25 cubic feet (1 cubic meter), lasts up to 5 years and is efficient at absorbing chloride or sulfide gases.



PART #	DESCRIPTION
DS-PROCAP	ProGardo Corrpac-2 VCI capsule

## ProGardo Desiccant Bags

ProGardo Desiccant bags with special characteristics of 300% + absorption rate and polymer encapsulated. Product protects 90 cubic feet and is sold with a convenient hanger for easy placement. Product does not leak after full absorption.



PART #	DESCRIPTION
DS-PROCDRI	ProGardo CargoPack 300 desiccant bag

## CargoDry Pak

CargoDry Pak absorbs moisture vapor and reduces dew point temperature inside transport containers, boats, and other storage containers. By preventing condensation, CargoDry Pak eliminates corrosion, mildew, peeling labels, and other harmful effects of moisture-related damage during shipping and storage (protects 45 cu. feet).



PART #	DESCRIPTION
DS-CDRI	CargoDry Pak desiccant bag

## Mildew Gas Bags

Mildew Gas Bags protect against mildew and eliminate musty odors under shrink wrap covers. No formaldehyde is used in the bags and they are safe for the environment, humans, and pets. Each bag protects an enclosed area up to 10 cubic feet.



PART #	DESCRIPTION
DS-MBAGS	Mildew gas bags

## Humidity Dial

The Humidity Dial features an easy to read dial with clear display window. Shows humidity (by percentage with the dial) inside shrink wrapped objects. Humidity dial ranges from 0% - 100% humidity.



PART #	DESCRIPTION
DS-HUMIDITYDIAL	Humidity Dial

# SEWN COVERS

PART #	DESCRIPTION
TSC-1051	Cover w/ non-abrasive lining for V-hull boats 16' - 18'
TSC-1052	Cover w/ non-abrasive lining for V-hull boats 18' - 19'
TSC-1053	Cover w/ non-abrasive lining for V-hull boats 19' - 21'
TSC-1054	Cover w/ non-abrasive lining for V-hull boats 21' - 23'
TSC-4556	Cover w/ non-abrasive lining for V-hull boats 23' - 25'
TSC-1074	Cover w/ non-abrasive lining for Medium PWCs 110" - 120"
TSC-1075	Cover w/ non-abrasive lining for Large PWCs 121" - 135"

# SLING SHIELD

PART #	DESCRIPTION
SS-63006	6" x 300' 6-mil UVI White Sling Shield
SS-86006	8" x 600' 6-mil UVI White Sling Shield
SS-163006	16" x 300" 6-mil UVI White Sling Shield
SS-166006	16" x 600' 6-mil UVI White Sling Shield
SS-183006	18" x 300' 6-mil UVI White Sling Shield
SS-186006	18" x 600' 6-mil UVI White Sling Shield
SS-711	1.5" x 108' Sling Shield vinyl tape
SS-HOLDER	Holder/dispenser for 16" material
SS-HOLDER-18	Holder/dispenser for 18" material

# OTHER PRODUCTS


PART #	DESCRIPTION	COLORS
DS-009	Long cuff safety gloves	
DS-010	Safety glasses	
DS-0015CD	Training DVD	
DS-675F	6" x 75' foam padding	
DS-FBLOCK	3" x 2" x 22" foam block	
DS-CONTRACT42203	Husky contractor bags - 42 gal.; 3-ml	
DS-24200CM	24" x 200' carpet mask	
DS-EASYKLIP	Shrink wrap tie-down clip	Blue, White
DS-EASYKLIP-4PK	Shrink wrap tie-down clip - 4 pack	Blue, White
DS-RBAG	Roll of 50 REBAG® recycling kits	
DS-RBAG-KU	REBAG® recycling kit	
DS-TMKIT	TideMinder® kit - set of 9 balls	Black, White
DS-TMBALL	TideMinder® individual ball	Black, White
DS-LLC-ZIPPER	Zippered Lifting Lug Cover	
DS-DEBOND	DeBond adhesive remover	

# TIPS & RESOURCES

**MADE IN  
AMERICA**

**QUALITY  
ASSURED**



- 
- 26 RECREATIONAL BOAT**
  - 28 PONTOON BOAT**
  - 30 MODULAR UNITS**
  - 33 SCAFFOLDING**
  - 34 FULL ENCAPSULATION**
  - 36 RESOURCES & CHARTS**

**Dr. Shrink is the global leader in shrink wrap, and it doesn't stop at just the materials, supplies and accessories to make it possible. Our extensive How-To library is always growing as we strive to bring you the best resources for shrink wrap applications across all of the various industries we serve. Here you will find some of our most frequently asked questions, diagrams and charts.**

# RECREATIONAL BOAT

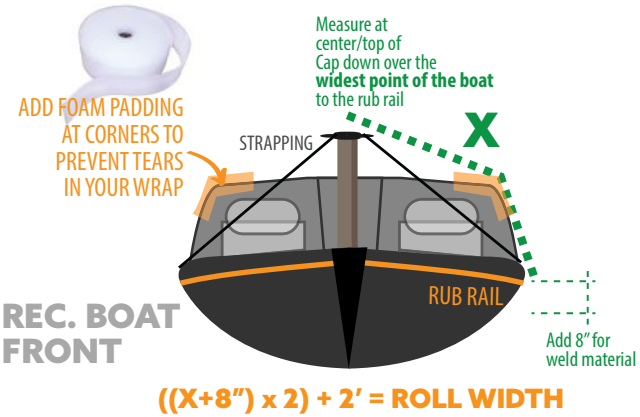
## 18' SAMPLE BOAT

ACCESS VIDEO & DOWNLOAD CONTENT: [DR-SHRINK.COM/TRAINING](http://DR-SHRINK.COM/TRAINING)

The following are some of the most frequently asked questions when shrink wrapping a recreational boat for seasonal storage or transportation. Here we highlight how to properly measure for your roll width while also providing tips to prevent holes with some of the great products offered by Dr. Shrink.

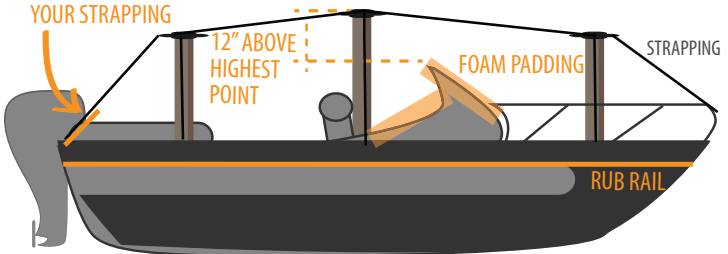
### MEASURING FILM WIDTH & DETERMINING SUPPORT POSTS NEEDED FOR STRUCTURE

Start at the highest point on your boat (at the top of your support post) and measure over the widest part of the boat to about 8" below the rub rail. Double this measurement and add 2' to the overall measurement. This will give you the narrowest shrink wrap that will be usable on your boat.








USE THE STRAP PROTECTOR TO PREVENT DAMAGE TO VINYL WHEN SECURING YOUR STRAPPING

### MINIMUM 1 SUPPORT POST FOR EVERY 6' IN LENGTH



REC. BOAT - SIDE

## RECREATIONAL BOAT VENTING CHART

Length	Beam	Film Size	# of Vents
 <b>0'-16'</b>	<b>7'</b>	<b>12' x 149'</b> 1,788 s.f.	<b>4</b>
 <b>14'-19'</b>	<b>8'</b>	<b>14' x 128'</b> 1,792 s.f.	<b>4</b>
 <b>17'-24'</b>	<b>8.5'</b>	<b>17' x 110'</b> 1,870 s.f.	<b>6</b>
 <b>25'-29'</b>	<b>8.5'</b>	2 ideal sizes <b>20' x 89'</b> 1,780 s.f.	<b>6</b>
	<b>9'</b>	<b>24' x 120'</b> 2,880 s.f.	<b>6</b>
 <b>28'-31'</b>	<b>10'</b>	<b>26' x 100'</b> 2,600 s.f.	<b>8</b>

## STRAPPING & BUCKLE TIPS



This step is often overlooked by DIY shrink wrappers. Taped buckles prevent snagging when pulling the shrink wrap over the boat. Save yourself time, in not having to tape holes. Tape your buckles after you tighten the strapping when creating the sub-structure for your shrink wrap project.



# PONTOON BOAT

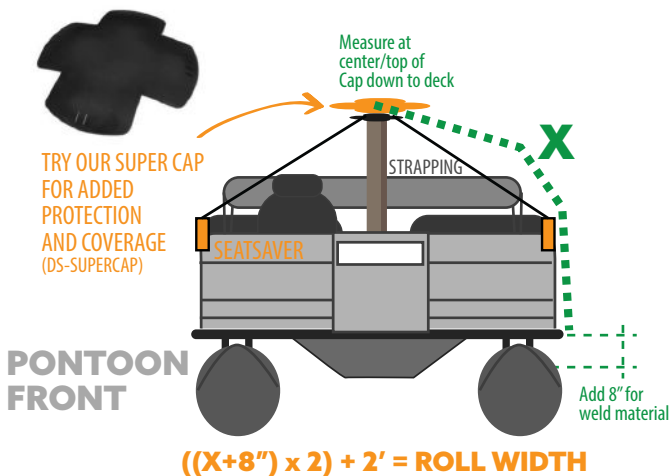
## 24' SAMPLE BOAT

ACCESS VIDEO & DOWNLOAD CONTENT: [DR-SHRINK.COM/TRAINING](http://DR-SHRINK.COM/TRAINING)

Pontoon boats are very similar to recreational deep v-hull boats, however, there are a few different tips and tricks we have for you to make your wrapping job quicker and easier. Here we outline ways to measure for your wrap and include details about great add-ons to avoid unnecessary damage to your customer's boat.

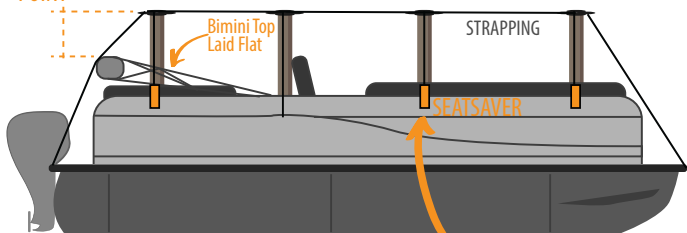
### MEASURING FILM WIDTH - PONTOON BOAT

Start at the highest point on your pontoon boat (at the top of your support post) and measure over the widest part of the boat to about 8" below the beam/perimeter band location as indicated below. Double this measurement and add 2' to the overall measurement. This will give you the narrowest shrink wrap that will be usable on your boat.




24" ABOVE HIGHEST POINT

### MINIMUM 1 SUPPORT POST FOR EVERY 6' IN LENGTH






PONTOON SIDE

USE THE SEATSAVER WHERE YOUR SEATS COME IN CONTACT WITH THE SIDE RAILS. PROVIDES NECESSARY LIFT-OFF TO PREVENT DAMAGE TO YOUR SEATS WHILE ALSO PROVIDING AN IDEAL ANCHOR LOCATION FOR STRAPPING.



## PONTOON VENTING CHART

Shrink wrap film requires venting for seasonal storage to help minimize the amount of harmful moisture buildup that can occur.

Length	Beam	Film Size	# of Vents
 0'-16'	8'	17' x 110'	4
 16'-22'	8'-9'	18' x 200'	6
 23'-28'	8-11'	20' x 89'	8

## WELD/PERIMETER BAND MATERIAL TIPS



Instead of tucking the shrink wrap film under the perimeter band (like you would with a traditional recreational boat), **the shrink wrap should be put on the boat before the perimeter band strapping.** The perimeter band is then installed over the shrink wrap just below the decking. Once the perimeter band is tightened over the shrink wrap, fold the loose shrink wrap up and heat weld it over the exposed strapping.

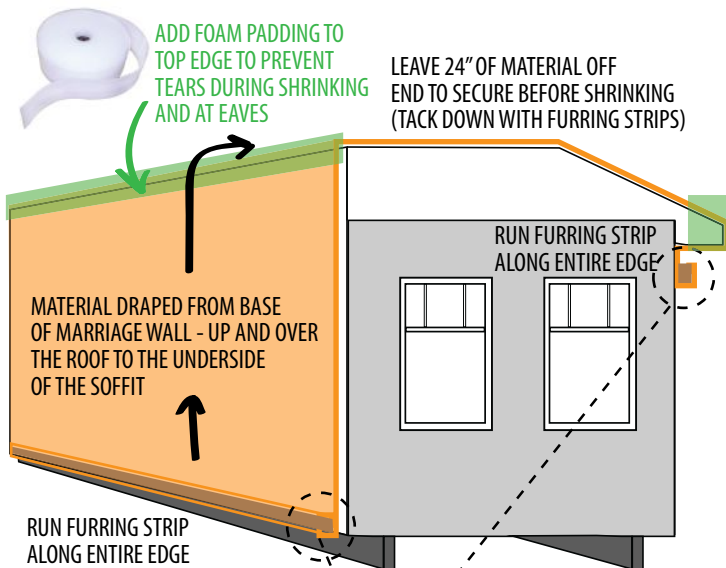
# MODULAR HOMES+TRANSPORT

ACCESS VIDEO & DOWNLOAD CONTENT: [DR-SHRINK.COM/TRAINING](http://DR-SHRINK.COM/TRAINING)

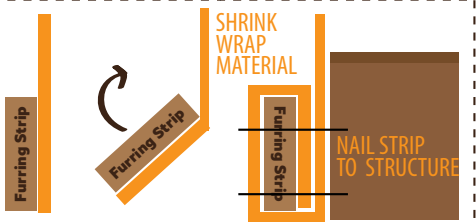
We often get asked the best practice for modular home and large object/construction material transport. The principles outlined here can be applied to a wide variety of transportation items.

## HOW TO INSTALL SHRINK WRAP ON MODULARS

1. Pad all sharp objects where the shrink wrap will touch the module—corners, roof edges, ends of rafters, etc., with Dr. Shrink's Foam Padding. Install the padding in a similar fashion as would be done when installing regular plastic transit sheeting.
2. Lay the shrink wrap over the unit leaving at least two feet of material at each end of the roof. If you are covering a hinged roof unit, a 32' wide roll of shrink wrap will allow the roof and marriage wall to be wrapped in one piece. For flat top modules a 28' wide shrink wrap works well.
3. The shrink wrap must be held firmly on all sides so it will shrink properly. **Roll the edge of the shrink wrap one complete turn in furring strips (see detail).** The strips then need to be attached with either double headed nails, screws or staples around the entire perimeter of the shrink wrap. This step is also very similar to installing regular plastic transit sheeting.



### SECURING THE FURRING STRIPS PRIOR TO SHRINKING



4. It is preferred to cover the roof and marriage wall with one piece of shrink wrap to ensure complete weather protection. Once the shrink wrap is firmly attached to the module it can then be shrunk. We recommend our more powerful heat tools such as the Shrinkfast 998 or the Ripack 3000 with extensions. **When heating the shrink wrap cover, begin at the bottom of the module and sweep the heat across the cover. Starting low on the units lets the heat rise to help shrink the upper surface.** After the entire side is shrunk, the top then may be heated.

## RECOMMENDED HEAT TOOLS

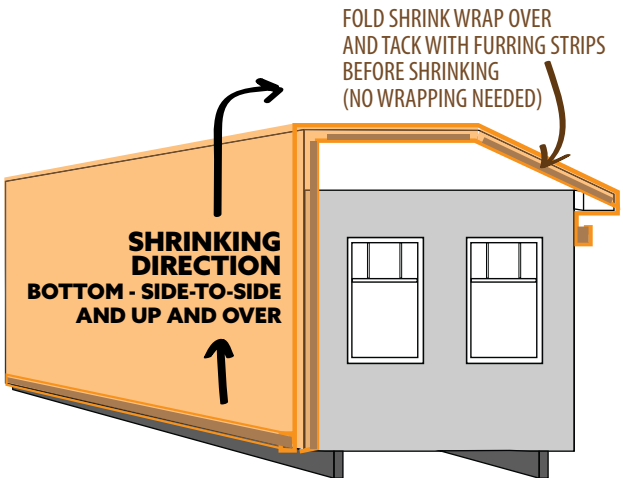


DS-SHFAST998



DS-RPK3000

*Higher output BTU heat tools will shrink the wrap quicker than lower output devices. In addition, the 998 and Ripack kits come with various extensions which will make it easier to reach the entire wrap safely.*



FOLD SHRINK WRAP OVER AND TACK WITH FURRING STRIPS BEFORE SHRINKING (NO WRAPPING NEEDED)

**SHRINKING DIRECTION  
BOTTOM - SIDE-TO-SIDE  
AND UP AND OVER**

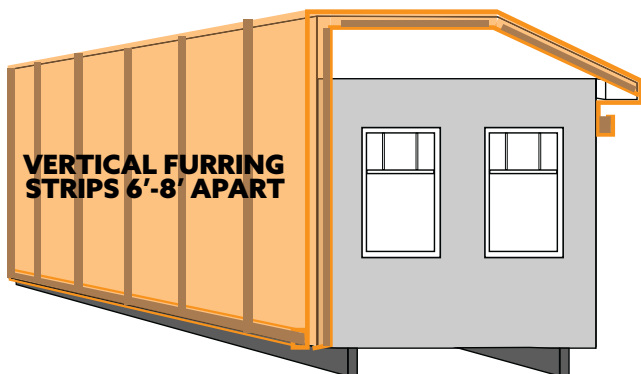
ONCE EDGE FURRING STRIPS AND END SIDE FURRING STRIPS ARE SECURELY HOLDING THE SHRINK WRAP IN PLACE, THE ENTIRE COVER CAN BE SHRUNK

## MODULAR UNITS CONTINUED

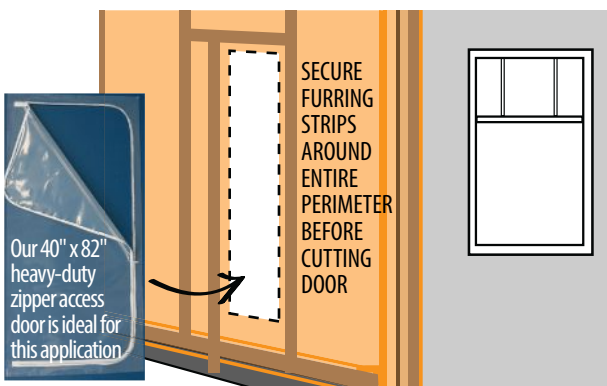
5. After shrinking the entire module it is necessary to do a "hole patrol." There can be small holes that occur from either a bit too much heat or by being poked with staples, nails, sharp corners, etc. Small holes are easily repaired with our heat shrink tape. Always cut the tape rather than ripping it so the ends are clean and will adhere to the shrink wrap much better.

6. The last step is to run a few vertical furring strips along the length of the marriage wall to keep the plastic from billowing. A good formula is to install them about 6-8 feet apart.

7. If access is needed into the module, nail furring strips on both sides of the opening before it is cut. The opening can be repaired with heat shrink tape or a larger piece of plastic taped over the opening. Adding a zipper access door is ideal for this application as illustrated below. Always lightly heat the tape to warm the adhesives as this makes the tape stick much better.



### ADDING A ZIPPER ACCESS DOOR (OPTIONAL)



# SCAFFOLDING

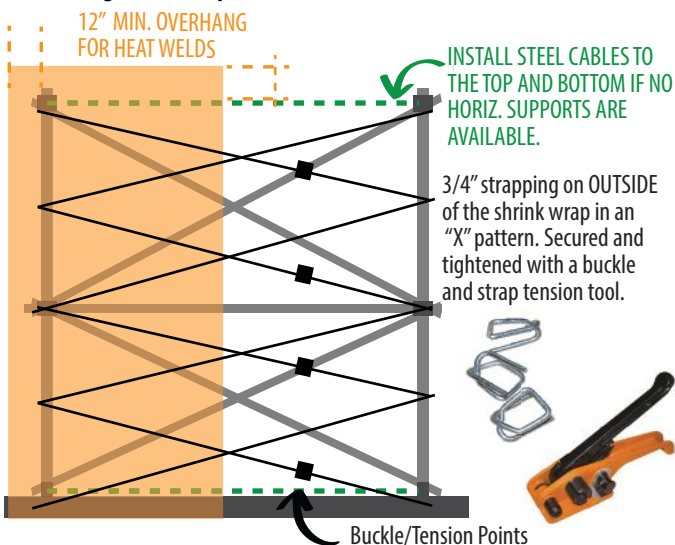
## CONSTRUCTION & BUILDING ENCAPSULATION

ACCESS VIDEO & DOWNLOAD CONTENT: [DR-SHRINK.COM/TRAINING](http://DR-SHRINK.COM/TRAINING)

Scaffolding is easy to wrap with these easy tips. With minimal accessories needed, these techniques will ensure you have a sturdy structure that can withstand the elements.

### HOW TO INSTALL SHRINK WRAP OVER SCAFFOLDING

1. Make sure your scaffolding has top and bottom horizontal anchor points. If no poles are available, we recommend attaching steel cable. Tighten securely between each of the uprights the length of your desired shrink wrapping length. We recommend using our 12-mil white shrink wrap for all scaffolding projects. Flame retardant is also available.
2. Begin unfolding the shrink wrap and lapping it over the top support cable. Heat weld the shrink wrap around the cable every 5-6 feet as it is being unfolded to temporarily hold it in place. *Note: during the heat weld process, you are bringing the shrink wrap around the cable or scaffold pole and welding the material back to itself. A minimum heat weld of 12 inches is recommended.*
3. Once the material is unfolded and spot welded around the top, finish the top heat weld and perform the same operation on the bottom and sides.
4. When all four sides are secured, you are ready to start the shrinking process. Start at the bottom and work up using one continuous motion. After shrinking the entire cover, perform a visual inspection. Seal all holes, tears, and heat welds with our 4" Heat Shrink Tape.
5. Install our 3/4" nylon banding over the exterior of the shrink wrap in an "X" fashion by tying around the scaffold poles and using our buckle and tension tool system to ensure the band is extremely tight. The goal here is to prevent the wind from blowing the shrink wrap out away from the scaffolding. **Note: for jobs requiring more than one sheet of material, our shrink wrap is easily joined together by overlapping the sheets and heat welding them using one of our premium heat tools.**



# FULL ENCAPSULATION

## MATERIALS + TRANSPORT

ACCESS VIDEO & DOWNLOAD CONTENT: [DR-SHRINK.COM/TRAINING](http://DR-SHRINK.COM/TRAINING)

Full Encapsulation is necessary for many shrink wrap applications that are being transported long distances, transport on the deck of ships, and/or long term storage. Here we provide clarification on the best practices for ensuring a quality wrap job.

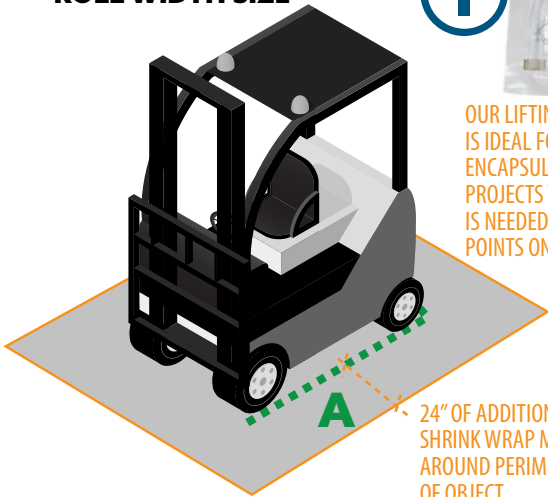
### MEASURING FILM SIZE AND CREATING THE ENCAPSULATION

To fully encapsulate an object, you will need to encase it completely in shrink wrap. Here are some quick tips to help you determine your roll widths needed for your project. For illustrative purposes (in both images and our how-to video) we are showing a fork lift being wrapped.

#### DETERMINE BASE ROLL WIDTH SIZE



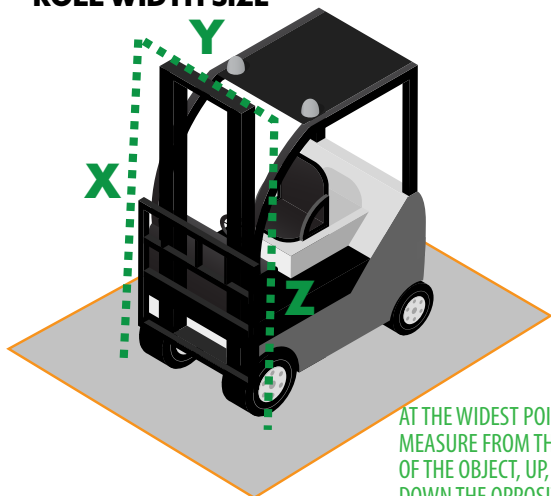
OUR LIFTING LUG COVER IS IDEAL FOR FULL ENCAPSULATION PROJECTS WHEN ACCESS IS NEEDED TO ANCHOR/LIFT POINTS ON THE OBJECTS



24" OF ADDITIONAL SHRINK WRAP MATERIAL AROUND PERIMETER WIDTH OF OBJECT

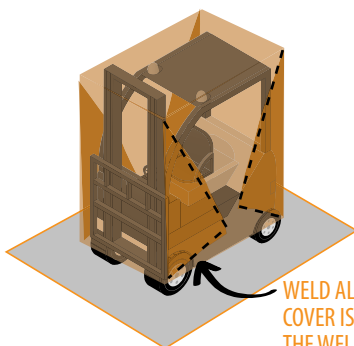
**$A+24"+24" = \text{BASE WIDTH ROLL SIZE}$**

## DETERMINE COVER ROLL WIDTH SIZE



AT THE WIDEST POINT, MEASURE FROM THE BASE OF THE OBJECT, UP, OVER AND DOWN THE OPPOSITE SIDE

**X+Y+Z=COVER ROLL WIDTH SIZE**



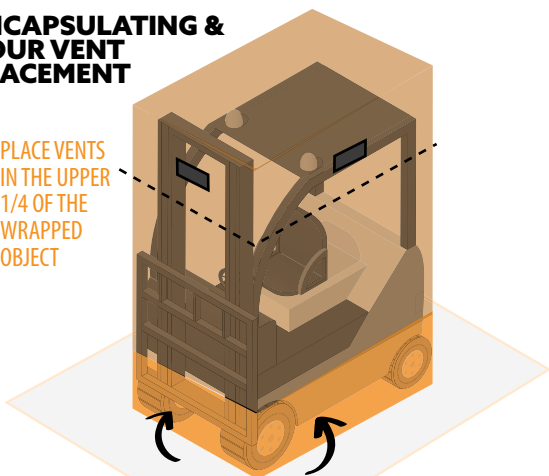
## CREATING YOUR SEAMS

ONCE YOUR WRAP IS DRAPED OVER YOUR OBJECT, CREATE SEAMS LIKE YOU ARE WRAPPING A PRESENT, TRIMMING ANY ACCESS WRAP. WELD ALONG THESE SEAMS.

WELD ALONG DASHED LINE. AFTER THE COVER IS COMPLETELY SHRUNK, TAPE ALONG THE WELD SEAMS.

## ENCAPSULATING & YOUR VENT PLACEMENT

PLACE VENTS IN THE UPPER 1/4 OF THE WRAPPED OBJECT



FOLD THE BASE MATERIAL UP OVER THE TOP OF THE COVER MATERIAL AND CREATE YOUR WELD



# RESOURCES & CHARTS

## TOOLS & BEST PRACTICES

ACCESS VIDEO & DOWNLOAD CONTENT: [DR-SHRINK.COM/TRAINING](http://DR-SHRINK.COM/TRAINING)

The following are some of the top demonstration diagrams our customer service team will frequently get asked about. From tools, best practices, and more charts, here you will find additional resources to build upon the how-to training learned in the prior pages.

### HOW TO USE THE STRAP TENSION TOOL

We often get asked how to use the strap tension tool. Here is a quick, step by step guide for use.

#### 1 KNOW THE PARTS



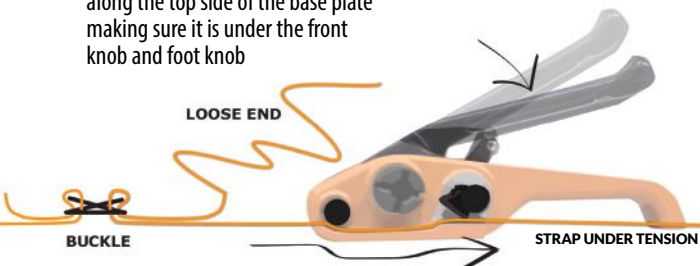
#### 2 OPEN THE FOOT KNOB FOR STRAP INSERTION

PUSH the tension handle down and this will make the foot knob open up allowing the strapping to be inserted.




#### 3 INSERT THE STRAP

Place the strap that is under tension along the top side of the base plate making sure it is under the front knob and foot knob



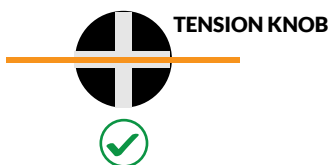
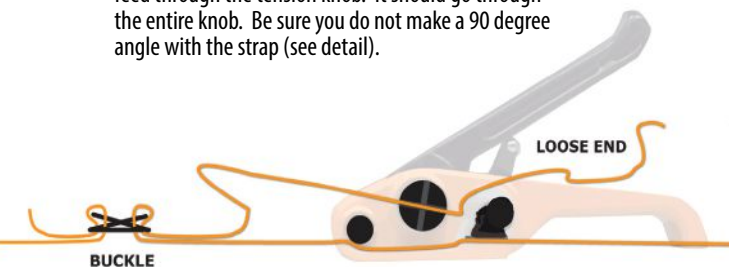
## 4 SECURE THE STRAP IN THE TENSION TOOL

Allow the tension handle to retract to its normal position. This will close the foot knob and the strap under tension will be securely held by the foot along the topside of the base plate.



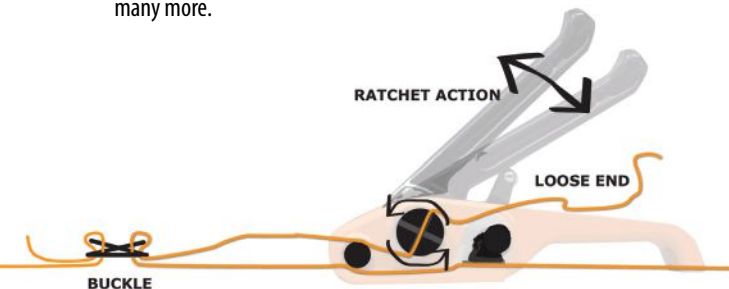
## 5 LOOP THE LOOSE END THROUGH THE TENSION KNOB

Take the loose end of the strap from the buckle and feed through the tension knob. It should go through the entire knob. Be sure you do not make a 90 degree angle with the strap (see detail).



## 6 RATCHET THE TENSION HANDLE TO TIGHTEN

Once the loose end of the strap is secured through the tension knob, ratchet the tension handle and this will cause the tension knob to turn, and tighten the strapping. This tool is ideal for applications such as: perimeter bands around recreational boats, pontoons, fixed objects, and many more.



## TAPE COMPARISON CHART

All tape is not created equal, and here is a chart that will allow you to determine the best tape for your application.



### Preservation Tape Composition

### Heat Shrink Tape Composition

Oriented Polyethylene	Backing	Oriented Polyethylene
Synthetic rubber-clear	Adhesive	Synthetic rubber-clear
10 mil	Total thickness	9 mil
36 ounce/inch width	Adhesion to backing	32 ounce/inch width
60 ounce/inch width	Adhesion to steel	70 ounce/inch width
9000 volts	Dielectric strength	9000 volts
Excellent	Moisture resistance	Excellent
+32 <sup>0</sup> F - +160 <sup>0</sup> F	Temperature range	+32 <sup>0</sup> F - +160 <sup>0</sup> F
.4 gm/100 in 2/24 hours	Water vapor trans. rate	.4 gm/100 in 2/24 hours
100%	Elongation	100%

## TAPE APPLICATIONS



### Preservation Tape

Preservation Tape is our strongest tape solution offered by Dr. Shrink. It is commonly used for taping shrink wrap covers onto rub rails of boats for transport, shipping products for long haul transportation, heavy industrial items, scaffolding, etc.



### Heat Shrink Tape

Heat Shrink Tape is a top seller and is the most used tape in the shrink wrap industry. Heat Shrink Tape is used to tape seams and pleats, install Zipper Access Doors, and repair small holes in the shrink wrap cover. This tape is easy to apply and should be slightly heated with your heat tool after application to ensure proper adhesion to the shrink wrap.



### Permanent Tape

Dr. Shrink's Permanent Shrink Wrap Tape contains 2 mils of aggressive acrylic adhesive for extremely high adhesion power. This tape is long lasting and permanently bonds to our premium shrink wrap.

*\*See New Products page for our Flame Retardant and Mega Grip Tape options!*

## MOISTURE INHIBITING CHART

Protect your products from moisture. Here is a comparison of our moisture inhibiting products to help you decide what is best for your next project.

Product	No. units/cu. foot
 <b>ProGARDO CorrpacK-2</b>	<b>25 cubic feet (lasts up to 5 years)</b> VCI Capsule designed for long term corrosion protection of closed areas. Each capsule protects 25 cubic feet (1 cubic meter), lasts up to 5 years and is efficient at absorbing chloride or sulfide gases.
 <b>ProGARDO Desiccant Bags</b>	<b>90 cubic feet</b> ProGardo Desiccant bags with special characteristics of 300% + absorption rate and polymer encapsulated. Product protects 90 cubic feet and is sold with a convenient hanger for easy placement. Product does not leak after full absorption.
 <b>Mildew Gas Bags</b>	<b>10 cubic feet</b> Mildew Gas Bags protect against mildew and eliminate musty odors under shrink wrap covers. No formaldehyde is used in the bags and they are safe for the environment, humans, and pets. Each bag protects an enclosed area up to 10 cubic feet.
 <b>CargoDry Pak</b>	<b>45 cubic feet</b> CargoDry Pak absorbs moisture vapor and reduces dew point temperature inside transport containers, boats, and other storage containers. By preventing condensation, CargoDry Pak eliminates corrosion, mildew, peeling labels, and other harmful effects of moisture-related damage during shipping and storage (protects 45 cu. feet).