

# CP7783 & CP7783-6

1" Lightweight Impact Wrenches



*Available with short  
or long anvil*

- ✓ More power
- ✓ Lightweight
- ✓ Super Durability

People.  
Passion.  
Performance.



Chicago  
Pneumatic

# CP7783 / CP7783-6

## 1" Lightweight Impact Wrench

Powerful & lightweight to maximize operator comfort

### HIGH OPERATOR COMFORT

Ergonomic D-handle with full teasing trigger

### HIGH DURABILITY

Pinless closed reinforced rocking dog mechanism in oil bath

### SHOCK ABSORBING

Rubber bumper protecting both applications & tool (included)

### POWERFUL & LIGHTWEIGHT

- 1770 ft.lbs / 2400 Nm in reverse
- 20.9 lbs. / 9.5 kg for the long anvil version

### USEFUL



Forward/Reverse regulator with 3 power settings in both directions

### USER FRIENDLY

Top or down exhaust, easy and quick to change

### CONVENIENT

Four positions for D-handle placement to provide ultimate operator comfort



### 2 MODELS

- Available with short or long anvil



Model	Part #	Square Drive	Anvil	Socket Retainer	Free Speed RPM	Working Torque		Max Torque		Tool Weight		Air Cons. @ Load		Sound Pressure dB(A)	Sound Power dB(A)	Vibration m/s <sup>2</sup> (k)
						ft-lbs.	Nm	ft-lbs.	Nm	lbs.	kg	cfm	l/s			
CP7783	894 107 7830	1"	Short	Ring & hole	6200	413-1253	560-1700	1770	2400	18.5	8.4	40.4	19	102	113	15.1 (4.1)
CP7783-6	894 107 7836	1"	6"	Ring & hole	6200	413-1253	560-1700	1770	2400	20.9	9.5	40.4	19	102	113	15.1 (4.1)

Hose int. 3/4" (19 mm) - @ 90 PSI (@6.3 Bar)  
See back page for dimension details.

Listed specifications are for reference only.  
Please check tool documentation.

# IMPROVED



# PERFORMANCES

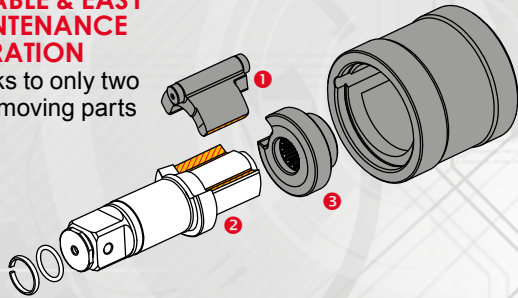
- Higher torque than its predecessor the CP7780
- Lighter than competitive products within an equivalent durability range
- Reduced weight: 20.9 lbs / 9.5 Kg\* for reduced operator fatigue  
\* for the long anvil version
- Operator comfort & easy to use:
  - Features an adjustable top or down exhaust
  - Regulator integrated in forward/reverse button with 3 power settings in both directions
  - Consume less air for lower operating costs
  - Improved ergonomics for greater operator comfort

## SUPER DURABILITY: ROCKING DOG CLUTCH

Pinless closed reinforced rocking dog mechanism

### DURABLE & EASY MAINTENANCE OPERATION

Thanks to only two main moving parts



### EFFICIENT

Thanks to the heavy cage blow efficiency, this clutch is well performing even with limited airflow.

### MAXIMUM POWER

The “dog” ① strikes a blow on the anvil ②; the cam ③ kicks off the dog out of engagement, 360° rotation, strikes again. The impact zone on the anvil is maximum, and ensures an optimum power transmission.

- Excellent durability, good for soft pull-up jobs

## DESIGNED FOR HEAVY VEHICLE TIRE CHANGING APPLICATIONS

Tire changing and general mechanics on medium and heavy vehicles: in workshops or on roadside assistance.



Medium and heavy duty trucks and tractor trailers



Buses and coaches



Agricultural and road construction equipment




## Over 110 years of experience

Since 1901 the Chicago Pneumatic (CP) name has represented reliability and attention to customer needs, with construction, maintenance and production tools and compressors designed for specific industrial applications. Today, CP has a global reach, with local distributors around the world.

Our people start every single day with a passion to research, develop, manufacture and deliver new products that are meant to meet your needs not only today, but tomorrow as well.



## DIMENSIONS



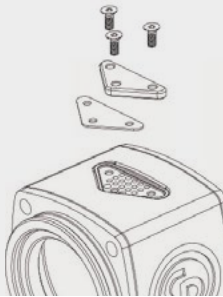
Model	A		B - side to center	
	in.	mm	in.	mm
CP7783	13.7	350	3.34	85
CP7783-6	19.6	500	3.34	85

## TUNE-UP KIT

Model	TUNE-UP KIT
CP7783 & CP7783-6	894 017 3927

## GASKET KIT

Part #
894 017 3926
Kit Content
1 Gasket 1 Exhaust Deflector 3 Screws



## OIL



Part #	Volume
CA149661	4 oz / 20 ml
CA000046	20.8 oz / 591 ml

## ACCESSORIES SELECTION

### FILTER-REGULATOR-LUBRICATOR

Part # NPT	Part # BSP	Size	Type	Max. Flow Rate	
		in.		cfm	l/sec
894 016 8519	894 016 8483	3/4	2 stage	220	100
894 016 8520	894 016 8484	3/4	3 stage	220	100



FRL UNITS

### CP AIR FLEX (360° swivel)

Part # NPT	Part # BSP	Female Inlet	Male Inlet	Max. Flow	
		in.	in.	cfm	l/sec
894 017 1567	894 017 1566	1/2	1/2	74	35



CP AIR FLEX

### CP HOSE REELS High durability ■ User friendly design ■ Full reparability

Model	Part # NPT	Part # BSP	Hose Diameter		Material	Type	Thread	Hose Length	
			in.	mm				in.	ft.
HR8113	894 017 1998	894 017 1999	1/2	13	Composite	Closed	1/2	52.5	16
HR9113	894 017 2002	894 017 2003	1/2	13	Steel	Open	1/2	52.5	16

## 1" SQUARE DRIVE IMPACT SOCKET SETS

Model	Part #	Description [sizes]
<b>Metric sets (mm)</b>		
SS818	894 016 4476	8PC - Standard set [27, 30, 32, 33, 35, 36, 38 & 41 mm]
SS8107WS	894 016 7877	7PC - Wheel Service Set [Deep: 27, 33, 35, 36, 38, 41 mm   Square: 17, 21 mm]
SS814D	894 016 6016	4PC - Deep set [27, 32, 33 & 36 mm]
<b>SAE (in.) &amp; Metric (mm) sets</b>		
SS8205WS	894 016 6943	5PC - [Deep: 33 mm, 1-1/2"   Thin wall 1-3/8", 1-1/4"   Square: 13/16"]
SS8208WS	894 016 7876	8PC - [Std. 7/8", 1" & 33 mm   Deep: 1-1/8", 1-3/8", 1-1/4"   Square: 13/16"   Controlled depth: 1-1/2"]
SS8210HDW	894 016 6939	10PC - [Deep: 33 mm, 1", 1-3/8", 1-3/4"   Thin wall deep: 1-1/8", 1-3/8", 1-1/4"   Square: 13/16", 15/16"   Controlled depth: 1-1/2"]

More references available in the CP Socket Catalog