




- Double hammer impulse device
- Auxiliary handle
- Reversible lever
- Three power adjustable screwing/unscrewing positions
- Exhaust through handle

Free speed	3,500 rpm
Max. torque	2,445 Nm
Bolt capacity	Cl 8.8 M36 ● 55 mm
Bolt capacity	Cl 12.9 M30 ● 46 mm
Air inlet	1/2" GAS
Operating pressure	6,2 bar
Internal hose size (Ø)	13 mm
Mean air consumption	350 l/min
Weight	9.6 kg



	art.			
019300032	1930PA	1930 PA-reversible impact wrench	1	9,6