



Innovation Made Better™



# Intrinsically Safe Dual-Function Headlamp

This Intrinsically Safe dual-function headlamp features a multi-position tilt head design and includes a non-slip elastic head strap for use on any hard hat. The top mounted switch provides user selectable high or low brightness spotlight operation. Also available for purchase with a magnetic Zero-band clip. Power comes from 3 AAA premium batteries (included).

**INTRINSICALLY SAFE**

## 90/50 Lumens Spotlight

Spot High



Spot Low



- Certified Intrinsically Safe
- High/low-brightness spotlight
- 80m beam distance
- Engineered polymer housing



ALSO AVAILABLE AS  
A ZERO-BAND CLIP



XPP-5450GC

### XPP 5450 Series

# Intrinsically Safe Dual-Function Headlamp



## FEATURES

- CREE® LED technology – 50,000 + hours LED life
- High-brightness spotlight, low-brightness spotlight
- Focused spotlight beam for distance illumination
- Engineered polymer housing
- Single switch located on top of light
- Adjustable ratchet tilt head
- Non-slip elastic head strap
- Heavy-duty rubber strap for hard hat applications
- Dustproof / Waterproof
- Impact and chemical resistant
- 3 AAA alkaline batteries (included)
- Also available for purchase with a magnetic, Zero-Band clip (5450GC)
- Limited Lifetime Warranty

## SPECIFICATIONS

- Lumens: high spotlight-90, low spotlight-50
- Run-time: high spotlight-13.5 hrs, low spotlight-22.75 hrs
- Beam distance: 80 meters
- Dust / Water rating: IP-67
- Drop rating: 2 meters
- Width: 2.4in, height: 1.9in, depth: 1.8in, weight: 3.5oz

FL 1 STANDARD	HIGH	LOW
	<b>90</b> LUMENS	<b>50</b> LUMENS
	<b>13h</b>	<b>22h</b>
	<b>80m</b>	<b>65m</b>
	<b>1615cd</b>	<b>1076cd</b>
	<b>2m</b>	
	<b>1m</b>	

## INCLUDED

### HEAVY-DUTY HEAD STRAP



XPP-5450G

- Headlamp
- 3 AAA batteries
- Elastic non-slip head strap
- Heavy-duty rubber hard hat strap




### ZERO-BAND CLIP



XPP-5450GC

- Headlamp
- 3 AAA batteries
- Stainless Steel Hard Hat Clip
- NS-HMC4 Helmet Lamp Bracket



Patent 7,738,229

Model	UPC 0 17398
XPP-5450G	80300 7
XPP-5450GC	80616 9

## XPP-5450G

### Intrinsically Safe Dual-Function Headlamp

**MARKET APPLICATIONS**

Hazardous work environments, industrial, automotive, law enforcement, fire & rescue

**DESCRIPTION**

This dual-function headlamp is cETLus, ATEX, INMETRO and IECEx listed Intrinsically Safe. This headlamp features a multi-position tilt head design and includes an elastic head strap with a non-slip lining and a heavy-duty rubber head strap for use on a hard hat. The top mounted switch provides user selectable high or low brightness spotlight operation. Power comes from 3 AAA batteries (included).

**CASE MATERIAL**

Engineered Polymer - Green

**DIMENSIONS**

Length: 2.4 inches (61 mm) • Width: 1.9 inches (48 mm) • Depth: 1.8 inches (46 mm)

**WEIGHT**

Weight: 3.5 oz. (99 g) with batteries installed

**LENS**

Unbreakable polycarbonate with scratch resistant coating

**LIGHT SOURCE**

CREE® LED Impervious to shock with a 50,000 hour lifetime

**LIGHT OUTPUT**

High-Brightness Spotlight: 90 lumens, Low-Brightness Spotlight: 50 lumens

**ON/OFF**

Single Body Switch. High-Brightness Spotlight, Low-Brightness Spotlight

**RUN-TIME**

High-Brightness Spotlight: 13.5 hours, Low-Brightness Spotlight: 22.75 hours

**BATTERY**

3 AAA batteries (included)

**FEATURES**







- CREE® LED technology – 50,000 + hours LED life
- High-brightness spotlight, low-brightness spotlight
- Focused spotlight beam for distance illumination
- Engineered polymer housing
- Single switch located on top of light
- Adjustable ratchet tilt head
- Non-slip elastic head strap
- Heavy-duty rubber strap for hard hat applications
- Dustproof / Waterproof
- Impact & chemical resistant
- 3 AAA batteries (included)

**WARRANTY**

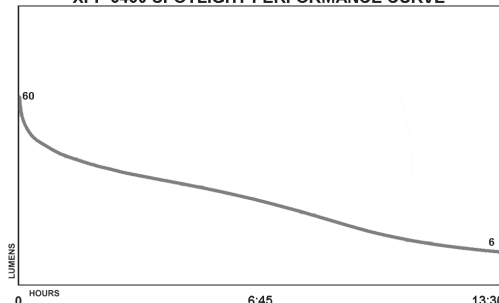
Limited Lifetime Warranty

**APPROVALS**



FL 1 STANDARD	HIGH	LOW
	<b>90</b> LUMENS	<b>50</b> LUMENS
	<b>13h</b>	<b>22h</b>
	<b>80m</b>	<b>65m</b>
	<b>1615cd</b>	<b>1076cd</b>
	<b>2m</b>	
	<b>1m</b>	

XPP-5450 SPOTLIGHT PERFORMANCE CURVE



**Bayco Products, Inc. XPP-5450G**  
**640 S. Sanden Blvd.**  
**Wylie, TX 75098**



**Intertek**

ID 4001184  
 INTRINSICALLY SAFE  
 SECURITE INTRINSEQUE



CLASS I DIV 1 GRPS A-D T3  
 CLASS II & III GRPS E-G T135C  
 CLASS I ZONE 0 AEx ia IIC T3 Ga  
 CLASS I ZONE 0 Ex ia IIC T3 Ga  
 Ex ia op is IIC T3 Ga

Ex ia op is IIC T3 Ga  
 Intertek ITS 13 ATEX27854X  
 IECEx ITS 17.0002X  
 -20°C ≤ Tamb ≤ +40°C  
 1.5V/Cell AAA Alkaline



## AUTHORIZATION TO MARK

This authorizes the application of the Certification Mark(s) shown below to the models described in the Product(s) Covered section when made in accordance with the conditions set forth in the Certification Agreement and Listing Report. This authorization also applies to multiple listee model(s) identified on the correlation page of the Listing Report.

This document is the property of Intertek Testing Services and is not transferable. The certification mark(s) may be applied only at the location of the Party Authorized To Apply Mark.



# AUTHORIZATION TO MARK

Intrinsically Safe Apparatus and Associated Apparatus for Use in Class I, II & III, Division 1, Hazardous (Classified) Locations (ANSI/UL 913-2011, Seventh Edition, Issued: July 31, 2006, Revised: September 23, 2011);

Intrinsically Safe and Non-incendive Equipment for Use in Hazardous Locations (CAN/CSA-C22.2 No. 157-92 (R2012), Third Edition, Issued: June 1992, with Update No. 2, June 2003);

Enclosures for Use in Class II Groups E, F & G Hazardous Locations General Instruction No 1 (CSA C22.2 No. 25-1966 (R2009), Issued: September 1966);

**Standard(s):** Explosive Atmospheres – Part 11: Equipment Protection by Intrinsic Safety "i" (ANSI/UL 60079-11-2011, Fifth Edition, Issued: September 30, 2009, Revised: May 5, 2011);

Explosive atmospheres – Part 0: Equipment – General requirements (ANSI/UL 60079-0-2009, Fifth Edition, Issued: October 21, 2009, Revised: December 8, 2009);

Explosive atmospheres — Part 11: Equipment protection by intrinsic safety "i" (CAN/CSA-C22.2 No. 60079-11:11, First Edition, Issued: December 2011);

Explosive atmospheres — Part 0: Equipment — General requirements (CAN/CSA-C22.2 No. 60079-0:11, Second Edition, Issued: December 2011)

Intrinsically Safe LED Flashlight (Head-Light)

For Use In Ordinary and Hazardous (Classified) Locations:  
Class I, Division 1, Groups A, B, C, & D; Class II, Division 1, Groups E, F, & G; Class III;  
Class I, Zone 0; and Zone 20

**Product:**

Protection Method:

AEx ia IIC T3 Ga

AEx ia IIIC T135°C Da

Ex ia IIC T3 Ga

Ex ia IIIC T135°C Da

Temperature Code: T3 and T135°C

Ambient Temperature Range: -20°C (-4°F) to +40°C (+104°F)

**Brand Name:** NightStick

**Models:** XPP-5450 and XPP-5452





1. **EC-TYPE EXAMINATION CERTIFICATE**

2. **Equipment or Protective System Intended for use in Potentially Explosive Atmospheres Directive 94/9/EC**

3. EC-Type Examination Certificate Number: **ITS13ATEX27854X**

4. Equipment or Protective System: **Portable LED Intrinsically Safe Headlamp (Model XPP 5450/ Model XPP 5452)**

5. Manufacturer: **Bayco Products, Inc.**

6. Address: **640 South Sanden Boulevard, Wylie, TX, 75098, USA**

7. This equipment or protective system and any acceptable variation thereto is specified in the schedule to this certificate and the documents therein referred to.

8. Intertek Testing and Certification Limited, notified body number 0359 in accordance with Article 9 of the Council Directive 94/9/EC of 23 March 1994, certifies that this equipment or protective system has been found to comply with the Essential Health and Safety Requirements relating to the design and construction of equipment and protective systems intended for use in potentially explosive atmospheres given in Annex II to the Directive.


The examination and test results are recorded in confidential Intertek Report 100712482DAL-002 dated 16th May 2014.

9. Compliance with the Essential Health and Safety Requirements has been assured by compliance with standards EN 60079-0:2012; EN 60079-11:2012; EN60079-26:2007 except in respect of those requirements referred to at item 16 of the Schedule.

10. If the sign "X" is placed after the certificate number, it indicates that the equipment or protective system is subject to special conditions for safe use specified in the schedule to this certificate.

11. This EC Type examination certificate relates only to the design, examination and tests of the specified equipment or protective system in accordance to the directive 94/9/EC. Further requirements of the Directive apply to the manufacturing process and supply of this equipment or protective system. These are not covered by this certificate.

12. The marking of the equipment or protective system shall include the following:-

 **II 1 G Ex ia IIC T3 Ga**  
**-20°C ≤ Ta ≤ 40°C**





**SCHEDULE**

**EC-TYPE EXAMINATION CERTIFICATE NUMBER ITS13ATEX27854X**

**13. Description of Equipment or Protective System**

The product covered by this report is a portable LED flashlight in one enclosure. The printed circuit boards and components are mechanically captive by the design of the housing. After properly inserting the alkaline batteries, the assembly is mechanically locked via a cover locking screw.

The differences between the two models are the value of internal electrical components: fuses, resistors, and the performance of the LED chip.

Ratings: 4.5 V nominal, powered by three AAA cells in series, types Energizer E92 or Energizer EN92.

**14. Report Number:**

Intertek Report 100712482DAL-002 Dated: 16<sup>th</sup> May 2014

**15. CONDITIONS OF CERTIFICATION:**

(a). Special Conditions for safe use

- Approved batteries for use: 4.5 V nominal, powered by three AAA cells in series, types Energizer E92 or Energizer EN92.
- See Instruction Manual for Warnings and approved batteries

(b). Conditions For Use (Routine Tests)

- None

**16. Essential Health and Safety Requirements (EHSR's)**

The relevant EHSR's have been identified and assessed in Intertek Report 100712482DAL-002 Dated: 16<sup>th</sup> May 2014.



**SCHEDULE**

**EC-TYPE EXAMINATION CERTIFICATE NUMBER ITS13ATEX27854X**

**17. Drawings and Documents**

Title:	Drawing No.:	Rev. Level:	Date:
5450/52 I.S. Multi-Function Head Lamp Certification Master Design File (Total Sheet(s)=3)	5450-52-CERT-DWG1-01 THROUGH 5450-52-CERT-DWG1-03	D	14th Feb 2014
5450/52 I.S. Multi-Function Head Lamp Electrical Master Design File (Total Sheet(s)=16)	5450-52-ELEC-DWG1-01 THROUGH 5450-52-ELEC-DWG1-16	D	14th Feb 2014
5450/52 I.S. Multi-Function Head Lamp Mechanical Master Design File (Total Sheet(s)=6)	5450-52-MECH-DWG1-01 THROUGH 5450-52-MECH-DWG1-06	D	14th Feb 2014

*This Certificate is for the exclusive use of Intertek's client and is provided pursuant to the agreement between Intertek and its Client. Intertek's responsibility and liability are limited to the terms and conditions of the agreement. Intertek assumes no liability to any party, other than to the Client in accordance with the agreement, for any loss, expense or damage occasioned by the use of this Certificate. Only the Client is authorized to permit copying or distribution of this Certificate and then only in its entirety. Any use of the Intertek name or one of its marks for the sale or advertisement of the tested material, product or service must first be approved in writing by Intertek.*



# EU-Type Examination Certificate



**Intertek**

Valued Quality. Delivered.

1. **EU-TYPE EXAMINATION CERTIFICATE**

2. **Equipment or Protective System Intended for use in Potentially Explosive Atmospheres  
Directive 2014/34/EU**

3. **EU-Type Examination Certificate Number: ITS13ATEX27854X Issue 1**

4. **Product:** Portable LED Intrinsically Safe Headlamp (XPP-5450GC, XPP-5452GC)

5. **Manufacturer:** Bayco Products, Inc.

6. **Address:**

7. This product and any acceptable variation thereto is specified in the schedule to this certificate and the documents therein referred to.

8. Intertek Testing and Certification Limited, Notified Body number 0359 in accordance with Article 17 of Directive 2014/34/EU of the European Parliament and of the Council dated 26 February 2014, certifies that the product has been found to comply with the Essential Health and Safety Requirements relating to the design and construction of products intended for use in potentially explosive atmospheres given in Annex II to the Directive.

In accordance with Article 41 of Directive 2014/34/EU, EC-Type Examination Certificate referring to 94/9/EC that were in existence prior to the date of application of 2014/34/EU (20 April 2016) may be referenced as if they were issued in accordance with Directive 2014/34/EU. New issues of such EC-Type Examination Certificates, and Supplementary Certificates to such certificates, may continue to bear the original certificate number issued prior to 20 April 2016.

The examination and test results are recorded in confidential Intertek Report Ref 102725506DAL-002 Issue dated 10<sup>th</sup> March 2017.

9. Compliance with the Essential Health and Safety Requirements has been assured by compliance with EN 60079-0:2012 + A11:2013, EN 60079-11:2012 and EN 60079-28:2007 except in respect of those requirements referred to at item 16 of the Schedule.

10. If the sign "X" is placed after the certificate number, it indicates that the product is subject to Specific Conditions of Safe Use specified in the Schedule to this certificate.

11. This EU-Type Examination Certificate relates only to the design and construction of the specified product. Further requirements of the Directive apply to the manufacturing process and supply of this product. These are not covered by this certificate.

12. The marking of the product shall include the following:



II 1 G Ex ia op is IIC T3 Ga  
-20°C ≤ Ta ≤ +40°C



# EU-Type Examination Certificate



**Intertek**

Valued Quality. Delivered.

## SCHEDULE

EU-TYPE EXAMINATION CERTIFICATE NUMBER ITS13ATEX27854X Issue 1

### 13. Description of Equipment or Protective System

The product covered by this report is a portable LED flashlight in one enclosure. The printed circuit boards and components are mechanically captive by the design of the housing. After properly inserting the alkaline batteries, the assembly is mechanically locked via a cover locking screw.

The differences between the two models are the value of internal electrical components: fuses, resistors, and the performance of the LED chip.

Ratings: 4.5 V nominal, powered by three AAA cells in series, types Energizer E92, Energizer EN92

### 14. Report Number

Intertek Report Ref: 102725506DAL-002 Issue dated 10<sup>th</sup> March 2017.

### 15. Special Conditions of Certification

#### (a). Specific Conditions of Safe Use

- Approved batteries for use: 4.5V nominal, powered by three AAA cells in series, types Energizer E92 or EN92
- See Instructions Manual for warnings.
- The capacitance measured on clip on back side of enclosure, being 3.8pF; exceeds limit of 3pF for Group IIC. The user shall determine the suitability of the equipment in the end application.

#### (b). Conditions of Manufacture - Routine Tests

None.

# EU-Type Examination Certificate



Intertek

Valued Quality. Delivered.

## SCHEDULE

EU-TYPE EXAMINATION CERTIFICATE NUMBER ITS13ATEX27854X Issue 1

### 16. Essential Health and Safety Requirements (EHSRs)

The relevant Essential Health and Safety Requirements (EHSRs) have been identified and assessed in Intertek Report Ref: 102725506DAL-002 - ATEX EHSR Checklist, Dated: 02<sup>nd</sup> February 2017.

### 17. Drawings and Documents

Title:	Drawing No.:	Rev. Level:	Date:
5450/52 I.S. Multi-Function Head Lamp Certification Master Design File (Total Sheet(s)=3)	5450-52-CERT-DWG1-01 THROUGH 5450-52-CERT-DWG1-03	D	14th Feb 2014
5450/52 I.S. Multi-Function Head Lamp Electrical Master Design File (Total Sheet(s)=16)	5450-52-ELEC-DWG1-01 THROUGH 5450-52-ELEC-DWG1-16	D	14th Feb 2014
5450/52 I.S. Multi-Function Head Lamp Mechanical Master Design File (Total Sheet(s)=6)	5450-52-MECH-DWG1-01 THROUGH 5450-52-MECH-DWG1-06	D	14th Feb 2014



# EU-Type Examination Certificate



**Intertek**

Valued Quality. Delivered.

## SCHEDULE

EU-TYPE EXAMINATION CERTIFICATE NUMBER ITS13ATEX27854X Issue 1

### 18. Details of Certificate Changes Issue 1

Modifications to the product covered under Issue 1:

- Models XPP-5450GC and XPP-5452GC have been added which include a metallic attachment clip on the mounting plate. These models use LED type XPGBWT-L1-0000-00L51

Title:	Drawing No.:	Rev. Level:	Date:
Top Level Design File (Total sheets = 1)	5450-52-GENL-MAST-00	E	01/16/2017
Certification Master Design File (Total sheets=3)	5450-52-CERT-DWG1-01	E	01/16/2017
Electrical Master Design File (Total sheets = 16)	5450-52-ELEC-DWG1-01	E	01/16/2017
Mechanical Master Design File (Total sheets = 6)	5450-52-MECH-DWG1-01	E	01/16/2017
XPP-5450G Instructions Manual (Total sheets = 6)	INS-XPP5450G-17B	17B	--
XPP-5450GC Instructions Manual (Total sheets = 6)	INS-XPP5450GC-17B	17B	--
XPP-5452G Instructions Manual (Total sheets = 5)	INS-XPP5452G-17B	17B	--
XPP-5452GC Instructions Manual (Total sheets = 5)	INS-XPP5452GC-17B	17B	--

This Certificate is the property of Intertek Testing and Certification Ltd and is subject to Intertek Testing and Certification's Conditions for Granting Certification

This Certificate is for the exclusive use of Intertek's client and is provided pursuant to the agreement between Intertek and its Client. Intertek's responsibility and liability are limited to the terms and conditions of the agreement. Intertek assumes no liability to any party, other than to the Client in accordance with the agreement, for any loss, expense or damage occasioned by the use of this Certificate. Only the Client is authorized to permit copying or distribution of this Certificate and then only in its entirety. Any use of the Intertek name or one of its marks for the sale or advertisement of the tested material, product or service must first be approved in writing by Intertek.

## EU Declaration of Conformity (DoC)

**XPP-5450B&G / GC**

**XPP-5450 / XPP-5452 /B&G /GC**

Declare that the DoC is issued under our sole responsibility and belongs to the following product:

Apparatus model/Product: **XPP-5450B&G / GC**  
**XPP-5452B&G /GC**

Type: Flashlight

ATEX Directive 2014/34/EU

**The following harmonised standards and technical specifications have been applied:  
Evaluated to the following safety standards by Intertek:**

**EN 60079-0:2012/A11:2013 EN 60079-11:2012 (ia) EN 60079-28:2015 (op is)**

**These Products are fully compliant and do not contain the restricted substances above levels noted in EU RoHS.**





# IECEX Certificate of Conformity

## INTERNATIONAL ELECTROTECHNICAL COMMISSION IEC Certification Scheme for Explosive Atmospheres

for rules and details of the IECEX Scheme visit [www.iecex.com](http://www.iecex.com)

Certificate No.: IECEX ETL 13.0031X

Issue No: 0

Certificate history:

Issue No. 0 (2014-06-20)

Page 1 of 3

Electrical Apparatus: **Portable LED Intrinsically Safe Headlamp**

Optional accessory:

Type of Protection: **Intrinsic Safety - "ia"**

Marking:

Ex ia IIC T3 Ga  
Tamb: -20°C ≤ Ta ≤ +40°C

IECEX ETL 13.0031X

Approved for issue on behalf of the IECEX  
Certification Body:

Donald Card

Position:

Certification Officer

Signature:  
(for printed version)

Date:

June 20, 2014

1. This certificate and schedule may only be reproduced in full.
2. This certificate is not transferable and remains the property of the issuing body.
3. The Status and authenticity of this certificate may be verified by visiting the [Official IECEX Website](http://www.iecex.com).

Certificate issued by:







# IECEX Certificate of Conformity

Certificate No: IECEx ETL 13.0031X

Issue No: 0

Date of Issue: 2014-06-20

Page 2 of 3

Additional Manufacturing  
location(s):

This certificate is issued as verification that a sample(s), representative of production, was assessed and tested and found to comply with the IEC Standard list below and that the manufacturer's quality system, relating to the Ex products covered by this certificate, was assessed and found to comply with the IECEx Quality system requirements. This certificate is granted subject to the conditions as set out in IECEx Scheme Rules, IECEx 02 and Operational Documents as amended.

#### STANDARDS:

The electrical apparatus and any acceptable variations to it specified in the schedule of this certificate and the identified documents, was found to comply with the following standards:

<b>IEC 60079-0 : 2011</b> Edition:6.0	Explosive atmospheres - Part 0: General requirements
<b>IEC 60079-11 : 2011</b> Edition:6.0	Explosive atmospheres - Part 11: Equipment protection by intrinsic safety "i"
<b>IEC 60079-26 : 2006</b> Edition:2	Explosive atmospheres - Part 26: Equipment with equipment protection level (EPL) Ga

*This Certificate **does not** indicate compliance with electrical safety and performance requirements other than those expressly included in the Standards listed above.*

#### TEST & ASSESSMENT REPORTS:

*A sample(s) of the equipment listed has successfully met the examination and test requirements as recorded in*

Test Report:

[US/ETL/ExTR14.0022/00](#)

Quality Assessment Report:

[GB/ITS/QAR13.0005/01](#)



# IECEx Certificate of Conformity

Certificate No: IECEx ETL 13.0031X

Issue No: 0

Date of Issue: 2014-06-20

Page 3 of 3

## Schedule

### EQUIPMENT:

*Equipment and systems covered by this certificate are as follows:*

The Models XPP 5450G and XPP 5452G are portable LED Intrinsically safe Headlamps. The printed circuit boards and components are mechanically captive by the design of the housing. After properly inserting the alkaline batteries, the assembly is mechanically locked via a cover locking screw. The differences between the two models are the value of internal electrical components: fuses, resistors, and the performance of the LED chip. Ratings: 4.5 V nominal, powered by three AAA cells in series, types Energizer E92, Energizer EN92.

See Annex 1 for manufacture's documentation

### CONDITIONS OF CERTIFICATION: YES as shown below:

- i) Approved batteries for use: 4.5 V nominal, powered by three AAA cells in series, types Energizer E92, Energizer EN92
- ii) See Instruction manual for warnings.

### Annex:

[Annex for COC IECEx ETL 13.0031X.pdf](#)



# IECEX Certificate of Conformity

<b>Certificate No:</b>	<b>IEC Ex ETL 13.0031X/00</b>	<b>Issue No. 0</b>
<b>Annex No. 1</b>		

**Manufacturer's documents**

**Drawings associated with Issue 0 of this certificate:**

<b>Title:</b>	<b>Drawing No.:</b>	<b>Rev. Level:</b>	<b>Date:</b>
5450/52 I.S. Multi-Function Head Lamp Certification Master Design File (Total Sheet(s)=3)	5450-52-CERT-DWG1-01 THROUGH 5450-52-CERT-DWG1-03	D	14th Feb 2014
5450/52 I.S. Multi-Function Head Lamp Electrical Master Design File (Total Sheet(s)=16)	5450-52-ELEC-DWG1-01 THROUGH 5450-52-ELEC-DWG1-16	D	14th Feb 2014
5450/52 I.S. Multi-Function Head Lamp Mechanical Master Design File (Total Sheet(s)=6)	5450-52-MECH-DWG1-01 THROUGH 5450-52-MECH-DWG1-06	D	14th Feb 2014





## IECEX Quality Assessment Report: GB/ITS/QAR13.0005/04 details

QAR :																									
QAR Reference Number*: (automatic numbering)	GB/ITS/QAR13.0005/04																								
Related QARs:	<a href="#">GB/ITS/QAR13.0005/03</a> <a href="#">GB/ITS/QAR13.0005/02</a> <a href="#">GB/ITS/QAR13.0005/01</a> <a href="#">GB/ITS/QAR13.0005/00</a>																								
Status*:	Issued																								
QAR Free Reference Number*:	G103005506 and G102898683 (US)																								
Audit Date*: (yyyy-mm-dd)	2017-03-21																								
Date of Issue*: (yyyy-mm-dd)	2017-05-26																								
Details of change*:	Reassessment of manufacturer without a certified QMS (Yearly) 20-21 March 2016 (TP)																								
Valid until*: (yyyy-mm-dd)	2018-07-17																								
Site(s) audited*:	Bayco 640S. Sanden Blvd Wylie Texas 75098																								
Issuing ExCB*:	ITS - Intertek Testing & Certification Limited																								
Manufacturer*:	Bayco 640S. Sanden Blvd Wylie Texas 75098																								
Country of Manufacture*:	United States of America																								
Product information*:	Flashlights																								
Protection concept*:	intrinsically safe - i.a. Inherently safe optical radiation - 'op is'																								
Related IECEX Certificates: (automatic linking)	<a href="#">IECEX EMT 17.0012X issue: 0 [Current]</a> <a href="#">IECEX EMT 17.0012X issue: 1 [Current]</a> <a href="#">IECEX ITS 16.0045X issue: 1 [Current]</a> <a href="#">IECEX ITS 18.0005X issue: 0 [Current]</a> <a href="#">IECEX UL 16.0168 issue: 1 [Current]</a> <a href="#">IECEX UL 16.0168 issue: 2 [Current]</a> <a href="#">IECEX UL 17.0005 issue: 0 [Current]</a> <a href="#">IECEX UL 17.0082 issue: 0 [Current]</a>																								
Related Certificates: (manual insertion)																									
Related IECEX Certificates for previous versions:																									
	<table border="0"> <thead> <tr> <th>ExCB</th> <th>CoC and Status</th> <th>Totals</th> </tr> </thead> <tbody> <tr> <td>▼ EMT</td> <td></td> <td>2</td> </tr> <tr> <td></td> <td><a href="#">IECEX EMT 17.0012X issue: 0 [Current]</a></td> <td></td> </tr> <tr> <td></td> <td><a href="#">IECEX EMT 17.0012X issue: 1 [Current]</a></td> <td></td> </tr> <tr> <td>▼ ETL</td> <td></td> <td>10</td> </tr> <tr> <td></td> <td><a href="#">IECEX ETL 13.0025X issue: 0 [Current]</a></td> <td></td> </tr> <tr> <td></td> <td><a href="#">IECEX ETL 13.0025X issue: 1 [Current]</a></td> <td></td> </tr> <tr> <td></td> <td><a href="#">IECEX ETL 13.0026X issue: 0 [Current]</a></td> <td></td> </tr> </tbody> </table>	ExCB	CoC and Status	Totals	▼ EMT		2		<a href="#">IECEX EMT 17.0012X issue: 0 [Current]</a>			<a href="#">IECEX EMT 17.0012X issue: 1 [Current]</a>		▼ ETL		10		<a href="#">IECEX ETL 13.0025X issue: 0 [Current]</a>			<a href="#">IECEX ETL 13.0025X issue: 1 [Current]</a>			<a href="#">IECEX ETL 13.0026X issue: 0 [Current]</a>	
ExCB	CoC and Status	Totals																							
▼ EMT		2																							
	<a href="#">IECEX EMT 17.0012X issue: 0 [Current]</a>																								
	<a href="#">IECEX EMT 17.0012X issue: 1 [Current]</a>																								
▼ ETL		10																							
	<a href="#">IECEX ETL 13.0025X issue: 0 [Current]</a>																								
	<a href="#">IECEX ETL 13.0025X issue: 1 [Current]</a>																								
	<a href="#">IECEX ETL 13.0026X issue: 0 [Current]</a>																								

- [IECEX ETL 13.0026X issue: 1 \[Current\]](#)
- [IECEX ETL 13.0026X issue: 2 \[Current\]](#)
- [IECEX ETL 13.0031X issue: 0 \[Current\]](#)
- [IECEX ETL 13.0031X issue: 1 \[Current\]](#)
- [IECEX ETL 13.0045X issue: 0 \[Current\]](#)
- [IECEX ETL 13.0045X issue: 1 \[Current\]](#)
- [IECEX ETL 13.0045X issue: 2 \[Current\]](#)

▼ ITS

7

- [IECEX ITS 14.0036X issue: 0 \[Current\]](#)
- [IECEX ITS 16.0045X issue: 0 \[Current\]](#)
- [IECEX ITS 16.0045X issue: 1 \[Current\]](#)
- [IECEX ITS 16.0067X issue: 0 \[Current\]](#)
- [IECEX ITS 16.0067X issue: 1 \[Current\]](#)
- [IECEX ITS 17.0002X issue: 0 \[Current\]](#)
- [IECEX ITS 18.0005X issue: 0 \[Current\]](#)

▼ UL

9

- [IECEX UL 16.0115 issue: 0 \[Current\]](#)
- [IECEX UL 16.0154 issue: 0 \[Current\]](#)
- [IECEX UL 16.0167X issue: 0 \[Current\]](#)
- [IECEX UL 16.0168 issue: 0 \[Current\]](#)
- [IECEX UL 16.0168 issue: 1 \[Current\]](#)
- [IECEX UL 16.0168 issue: 2 \[Current\]](#)
- [IECEX UL 17.0003 issue: 0 \[Current\]](#)
- [IECEX UL 17.0005 issue: 0 \[Current\]](#)
- [IECEX UL 17.0082 issue: 0 \[Current\]](#)

28

Comment:

4-4-2018 Three month extension granted to allow for ISO9001 to be installed.

No ISO held at Wylie site.

Alternate manufacturing sites have been removed. These now fall under Bayco quality system, clause 7.4.1 Purchasing process of 80079-34.

Attachment:





# QUALITY ASSURANCE NOTIFICATION



**Intertek**

Valued Quality. Delivered.

**Manufacturers Notification Number: ITS13ATEXQ7761/05**

## Schedule 1

**Explosion Protection Concepts for which the Manufacturer has been assessed:**

Intrinsic Safety 'Ex i'  
Inherently safe optical radiation 'op is'

**Equipment Types for which the Manufacturer has been assessed**

Portable Flashlights

### History of this revision:

ITS13ATEXQ7761;	Dated 28 March 2013 original.
ITS13ATEXQ7761/01;	Dated 17 April 2014.
ITS13ATEXQ7761/02;	Dated 01 May 2015.
ITS13ATEXQ7761/03;	Dated 09 June 2016.
ITS13ATEXQ7761/04;	Re assessment Audit carried out on 20 <sup>th</sup> and 21 <sup>st</sup> March 2017.
ITS13ATEXQ7761/0 5;	Three-month extension granted

Page 2 of 2

This Certificate is the property of Intertek Testing and Certification Ltd and is subject to Intertek Testing and Certification's Conditions for Granting Certification

This Certificate is for the exclusive use of Intertek's client and is provided pursuant to the agreement between Intertek and its Client. Intertek's responsibility and liability are limited to the terms and conditions of the agreement. Intertek assumes no liability to any party, other than to the Client in accordance with the agreement, for any loss, expense or damage occasioned by the use of this Certificate. Only the Client is authorized to permit copying or distribution of this Certificate and then only in its entirety. Any use of the Intertek name or one of its marks for the sale or advertisement of the tested material, product or service must first be approved in writing by Intertek.



## Ex Certificate of Conformity

### Model with Assessment of Quality Management System of Production Process and Test on Product

Certificate Nº: **NCC 15.0330 X** *issue nº.: 1*

Initial issued date: **21/12/2015** *Certificate valid only accompanied of pages 1 through 4*

Validity date: **02/08/2021**

Product: **XPP 5450G e XPP 5452G**

Trademark: **N/A**

Main type of protection: **I, op is**

Marking: **Ex ia op is IIC T3 Ga**  
**(- 20 °C ≤ T<sub>amb</sub> ≤ + 40 °C)**

**Certificate issued in according to Brazilian requirements attached to INMETRO's Rule nº. 179 issued on May 18<sup>th</sup>, 2010, nº. 270 issued on May 21<sup>th</sup>, 2011 and nº. 89 issued on May 23<sup>th</sup>, 2012**

1. This certificate may only be reproduced in full.
2. This certificate is not transferable and remains the property of the issuing body.
3. The Status and authenticity of this certificate may be verified by visiting the website of the Inmetro.
4. This certificate of conformity was issued by a certification body accredited by CGCRE.

Certificate issued by:





**Ex Certificate of Conformity**  
**Model with Assessment of Quality Management System of Production Process and Test on Product**

Certificate Nº:

NCC 15.0330 X

/issue nº.: 1

Initial issued date:

Manufacturer:

21/12/2015

Certificate valid only accompanied of pages 1 through 4

Additional manufacturing locations:

N/A

*This certificate is issued as verification that samples, representative of production, were assessed and tested and found to comply with the standards listed below and that the manufacturer's quality management system, relating to the Ex products covered by this certificate, was assessed and found to comply with the Inmetro Regulation. This certificate is granted subject to the conditions as set out in Inmetro Rules.*

**NORMAS:**

**STANDARDS:**

*The product and any acceptable variations to it specified in the schedule of this certificate and the identified documents, was found to comply with following standards:*

*The standards listed does not refer to the certified Ex equipment and components used in the whole assembly.*

*This certificate **does not** indicate compliance with electrical safety and performance requirements other than those expressly included in the standards above listed.*

**TEST AND ASSESSMENT REPORTS:**

*Samples of the product(s) listed have successfully met the examination and test requirements as recorded in:*

**Test report(s):**

US/ETL/ExTR14.0022/00 (Intertek – 2014/06/20)

100712480DAL-003 (Intertek – 2014/02/07)

US/ETL/ExTR17.0018/00 (Intertek – 09/03/2017)

**Audit report / Quality Assessment Report:**





**Ex Certificate of Conformity**  
**Model with Assessment of Quality Management System of Production Process and Test on Product**

Certificate Nº:

NCC 15.0330 X

/issue nº.: 1

Initial issued date:

21/12/2015

Certificate valid only accompanied of pages 1 through 4

**DESCRIPTION:**

*Products and systems covered by this certificate are as follows:*

**CONDITIONS OF CERTIFICATION:**

*This certificate is valid only for the model of product identical to effectively tested. Any changes in the project, and the use of components and / or materials different from those defined by the descriptive documentation of the product, without the prior permission of the NCC, will invalidate this certificate.*

*The user is responsible for ensuring that the product must be installed / used according the manufacturer's instructions and the relevant standards in electrical installations in explosive atmospheres.*

*The installation activities, inspection, maintenance, repair, overhaul and recovery of equipment are the responsibility of users and must be implemented in accordance with the requirements of current technical standards and manufacturer's recommendations.*

*This certification process is related to applicant who is not legally established in Brazil, but has a legal representative in this country, who is responsible to meet to items 7 and 10.1 of Inmetro Regulation No. 179 (May 18<sup>th</sup>, 2010).*



**Ex Certificate of Conformity**  
**Model with Assessment of Quality Management System of Production Process and Test on Product**

Certificate Nº:

NCC 15.0330 X

issue nº.: 1

*Certificate valid only accompanied of pages 1 through 4*

**Special conditions for safe use:**

**DESCRIPTIVE CONTROLLED DOCUMENTS OF THE PRODUCT (CONFIDENTIAL):**

**Table 1**

Identification	Issue	Identification	Issue	Identification	Issue
5450-52-ELEC-DWG1-01	D	5410-CERT-DWG2-01	A	5450-52-ELEC-DWG1-14	D
5450-52-ELEC-DWG1-02	D	5410-CERT-DWG2-02	A	5450-52-ELEC-DWG1-15	D
5450-52-ELEC-DWG1-03	D	5410-CERT-DWG2-03	A	5450-52-ELEC-DWG1-16	D
5450-52-ELEC-DWG1-04	D	542X-ELEC-DWG2-01	A	5450-52-MECH-DWG1-01	D
5450-52-ELEC-DWG1-05	D	542X-ELEC-DWG2-02	A	5450-52-MECH-DWG1-02	D
5450-52-ELEC-DWG1-06	D	542X-ELEC-DWG2-03	A	5450-52-MECH-DWG1-03	D
5450-52-ELEC-DWG1-07	D	5450-ELEC-DWG2-01	A	5450-52-MECH-DWG1-04	D
5450-52-ELEC-DWG1-08	D	5450-ELEC-DWG2-02	A	5450-52-MECH-DWG1-05	D
5450-52-ELEC-DWG1-09	D	5450-ELEC-DWG2-03	A	5450-52-MECH-DWG1-06	D
5450-52-ELEC-DWG1-10	D	5454-ELEC-DWG2-01	A	5400-GNRL-DWG2-01	A
5450-52-ELEC-DWG1-11	D	5454-ELEC-DWG2-02	A	INS-XPP5450G-15	-
5450-52-ELEC-DWG1-12	D	5454-ELEC-DWG2-03	A	5450-ELEC-DWG2-02	A
5410-ELEC-DWG2-03	A				

**TECHNICAL CONFORMITY ASSESSMENT REGISTER AND DETAILS OF CERTIFICATE ISSUES:**

**Table 2**

Revision	Revision date	Certificate	Description	Process	BPM
0	21/12/2015	NCC 15.0330 X		34032/15.2	232515
1	02/08/2018	NCC 15.0330 X		34032/15.2.Re1	441458