




**ATD-6573  
Work Stand Bumper Adapter  
Owner's Manual**



\* Work stand shown is not included

**Features:**

- Holds plastic bumpers during prep or spraying
- Universal attachment fits most portable work stands
- Adjusts from 21.65" to 41.92" to accommodate different work heights


# ATD-6573 Assembly Instructions



1. Ensure that you have all the parts upon opening your unit. Listed in the order as shown above:
  - (2) Straight Tubes
  - (2) V-Type Tubes
  - (1) Extension Bar
  - (2) Work Stand Clamps w/knobs
  - (2) Main Frame pieces



2. Slide Straight Tube into Main Frame as shown above. Depress spring button to insert into tube, and allow it to lock into place in the corresponding hole in the main frame.



3. Slide V-Type Tube into the opposite side of the Main Frame as shown above. Depress spring button to insert into tube, and allow it to lock into place in the corresponding hole in the main frame.



4. Affix the Work Stand Brace to the assembled Main Frame as shown above. Secure it with the Plastic Knob. Repeat instructions 1-4 for the second main frame.



5. Slide Extension Bar between the assembled Main Frame pieces. Depress spring button to insert into tube, and allow it to lock into place in the corresponding hole in the Extension Bar.

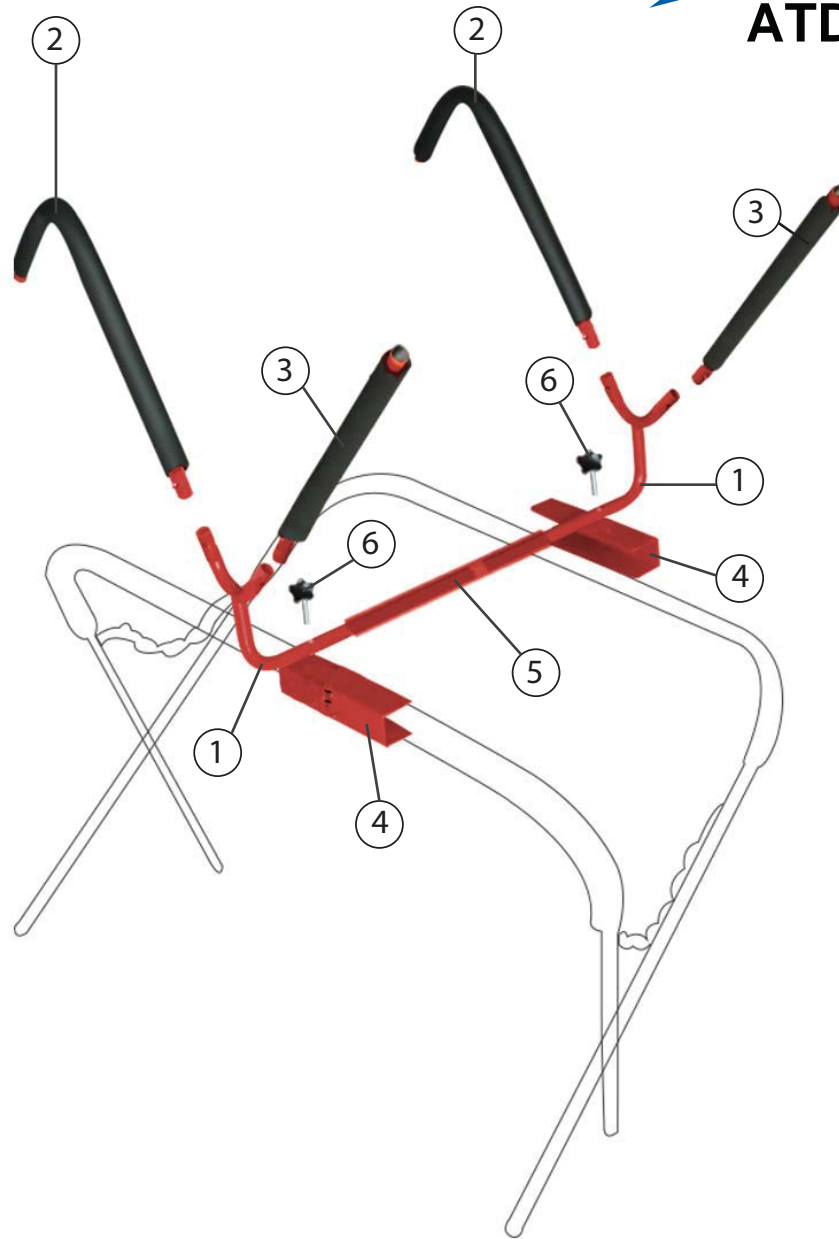


5. Slide the assembled Work Stand Bumper Adapter onto your work stand as shown above. Slide the Work Stand Brace over the rails of your work stand and push out on both sides of work stand to secure it. Be sure to fasten the safety chains on your work stand as well.

**Note:** Set your work stand to the desired height, then to adjust your Work Stand Bumper Adapter, depress the buttons in the center Extension Bar and slide the Main Frames in or out to until they are closest to the width of your work stand.



**ATD-6573**



ITEM#	ORDERING PART#	PART DESCRIPTION
1	PRT6573-01	MAIN FRAME
2	PRT6573-02	V-TYPE TUBE
3	PRT6573-03	STRAIGHT TUBE
4	PRT6573-04	WORK STAND BRACE
5	PRT6573-05	EXTENTION BAR
6	PRT6573-06	PLASTIC KNOB

Check out the collection of workbenches we offer.