

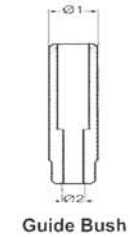
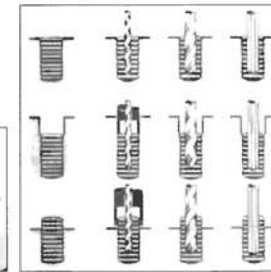



Astro Pneumatic Tool Company

No.9447 25Pc. Screw Extractor / Drill & Guide Set

Instructions for use:

1. Carefully locate drill and guide bushing and engage ground HSS drill bit for sizes of 9/32"(7mm) and up, pre-drill.
2. Drive in the extractor pin (no deformation of drilled part).
3. Put on the extractor nut and unscrew using a wrench.
4. Use special guide bushes for sunken or protruding broken screws.



Replacement Parts for #9447 Screw Extractor Set

Part No.	Description	Part No.	Description
9447-C	Blow Mold Case	9447-G3	#G3 Drilling Guide
9447-D1	1/8"(3.175mm) HSS Drill	9447-G4	#G4 Drilling Guide
9447-D2	3/16"(4.76mm) HSS Drill	9447-G5	#G5 Drilling Guide
9447-D3	1/4"(6.35mm) HSS Drill	9447-G6	#G6 Drilling Guide
9447-D4	5/16"(7.94mm) HSS Drill	9447-G7	#G7 Drilling Guide
9447-D5	11/32"(8.73mm) HSS Drill	9447-G8	#G8 Drilling Guide
9447-E1	#1 Extractor Pin	9447-G9	#G9 Drilling Guide
9447-E2	#2 Extractor Pin	9447-G10	#G10 Drilling Guide
9447-E3	#3 Extractor Pin	9447-N1	#N1 Extractor Nut
9447-E4	#4 Extractor Pin	9447-N2	#N2 Extractor Nut
9447-E5	#5 Extractor Pin	9447-N3	#N3 Extractor Nut
9447-G1	#G1 Drilling Guide	9447-N4	#N4 Extractor Nut
9447-G2	#G2 Drilling Guide	9447-N5	#N5 Extractor Nut

Chart for using screw extractors.

For screws that are really seized up first spray with a solvent or heat up. Extractor pins are manufactured from high grade materials and should be kept straight and not heated.

Bolt Size "	Bolt Size mm	Pre-Drill Size	Drill Size	Extractor Pin Size	Nut Size	Wrench Size
3/16"	5mm	-	1/8"	Size 1	Size N1	Wr. 3/8"
1/4"	6mm	-	1/8"	Size 1	Size N1	Wr. 3/8"
9/32"	7mm	1/8"	3/16"	Size 2	Size N2	Wr. 7/16"
5/16"	8mm	1/8"	3/16"	Size 2	Size N2	Wr. 7/16"
11/32"	9mm	3/16"	1/4"	Size 3	Size N3	Wr. 1/2"
3/8"	10mm	3/16"	1/4"	Size 3	Size N3	Wr. 1/2"
7/16"	12mm	3/16"	5/16"	Size 4	Size N4	Wr. 9/16"
1/2"	14mm	1/4"	11/32"	Size 5	Size N5	Wr. 5/8"
9/16"	16mm	1/4"	11/32"	Size 5	Size N5	Wr. 5/8"

Chart for using Guide Bush.

Hardened and burnished for either sunken (Ø1 + Ø2) or protruding (Ø4) bolts.

Part No.	Ø1 Dia. O.D.	Ø1 Dia. O.D.	Ø2 Drill Size	Ø2 Drill Size
9447-G1	9/32"	7.14	1/8"	3.175
9447-G2	5/16"	7.94	1/8"	3.175
9447-G3	11/32"	8.73	1/8"	3.175
9447-G4	3/8"	9.53	1/8"	3.175
9447-G5	13/32"	10.32	3/16"	4.76
9447-G6	7/16"	11.11	3/16"	4.76
9447-G7	15/32"	11.91	3/16"	4.76
9447-G8	1/2"	12.70	3/16"	4.76
9447-G9	17/32"	13.49	1/4"	6.35
9447-G10	9/16"	14.29	1/4"	6.35

Learn more about extractors we have.

25pc. Screw Extractor/Drill & Guide Set

9447