

# Industrial Air Circulators

Oscillating/Non-Oscillating 115V



## Features:

- 3 year warranty
- 18" and 20": 1 phase, 2 speed, 1/15 HP
- 24" and 30": 1 phase, 3 speed, 1/3 HP
- Totally enclosed air over ball bearing motors
- Galvanized steel propeller
- 15 foot three conductor supply cord and plug



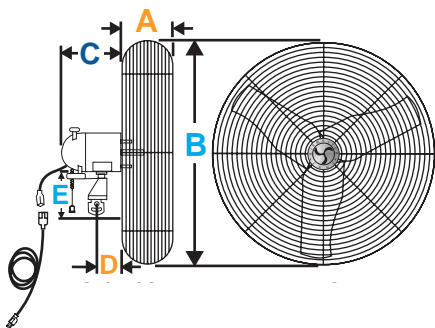
## Non-Oscillating Performance:

Prop Dia.	CFM			RPM			Motor Number	F.L. Amps
	High	Med.	Low	High	Med.	Low		
18"	2520		1850	1480		1020	I-1820TEM	2.6
20"	2670		2035	1650		1240	I-1820TEM	2.6
24"	5520	4020	2820	1080	700	540	I-3A	3.0
30"	7185	5300	3415	1080	700	540	I-3A	3.0

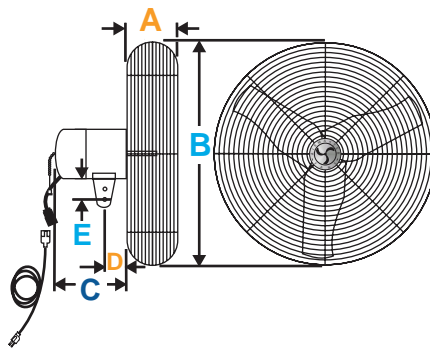
## Oscillating Performance:

Prop Dia.	CFM			RPM			Motor Number	F.L. Amps
	High	Med.	Low	High	Med.	Low		
24"	5548	4699	4062	1110	958	856	O-3B	3.2
30"	7794	5943	5143	1091	871	759	O-3B	3.2

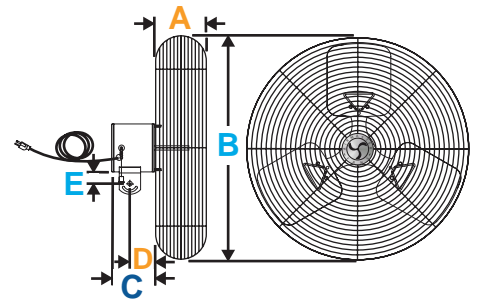
## Fan Component:



O-3B 3SP Totally Enclosed Oscillating Motor with 15' Three Conductor Cord and Plug



I-3A 3SP Totally Enclosed Non-Oscillating Motor with 15' Three Conductor Cord and Plug

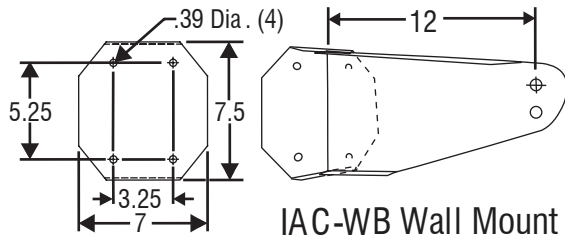


I-1820M 2SP Open & I-1820TEM Totally Enclosed Non-Oscillating Motor with 10' Cord & Plug

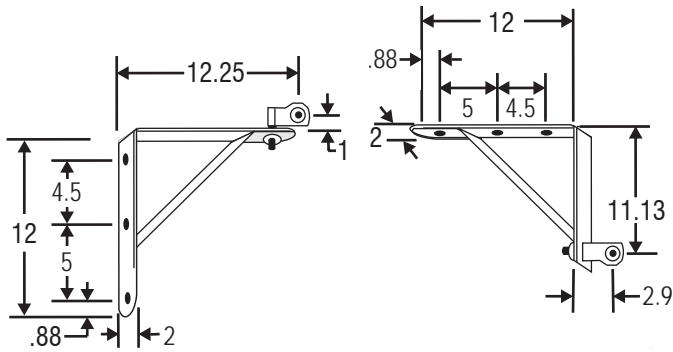
Model	18" & 20" Fan		24" Fan		30" Fan		C	D	E
	A	B	A	B	A	B			
I-1820M 2SP Motor	5.75	22.5					4.75	2.63	2.58
I-1820TEM 2SP Motor	5.75	22.5					4.75	2.63	2.58
I-3A 3SP Motor			6-1/4	26.9	5.25	33.39	9.84	2.95	1.31
O-3B 3SP Osc. Motor			6-1/4	26.9	5.25	33.39	11.22	3.15	4.78

## Mounting Options:

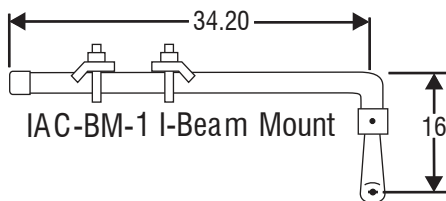
### Wall Mount Bracket



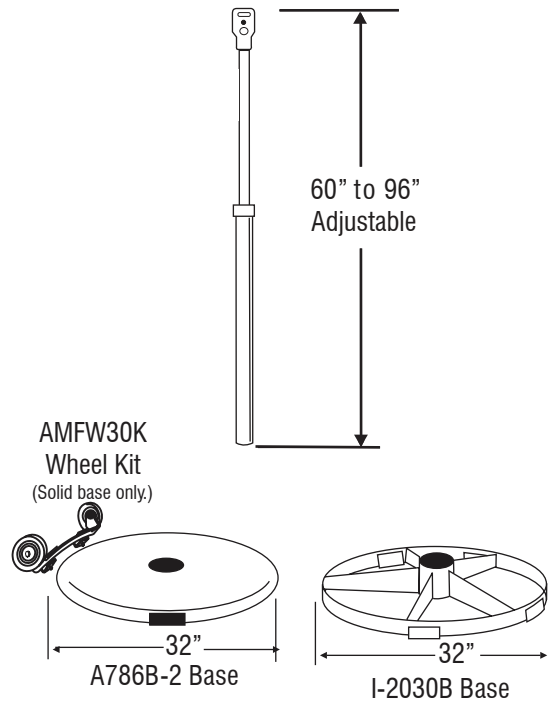
### Wall/Vertical Mount Bracket



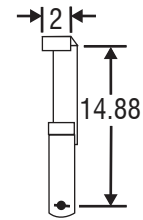
### I-Beam Mount Bracket



### Pedestals & Bases



### Suspension Mount Bracket



## Information:

### Non-Oscillating Unit Packs

EDP #	Catalog No.	Prop Dia.	Fan Style	Ship Wt.
71760	UPI-24PA2A (3-SP)	24"	Adjustable Floor (S.B.)	81
71725	I-24W2A (3-SP)	24"	Wall/Ceiling Model	44
71526	UPI-30PA2A (3-SP)	30"	Adjustable Floor (S.B.)	90
71726	I-30W2A (3-SP)	30"	Wall/Ceiling Model	49

### Non-Oscillating Assembled Fan Heads

EDP #	Catalog No.	Prop Dia.	Fan Style	HP	Ship Wt.
37113	I-18TEHA	18"	Head Assembly	1/15*	24
37114	I-20TEHA	20"	Head Assembly	1/15*	27
37209	I-24-2	24"	Head Assembly	1/3	37
37212	I-30	30"	Head Assembly	1/3	48



#### Oscillating Unit Packs

EDP #	Catalog No.	Prop Dia.	Fan Style	Ship Wt.
71567	I-24-OAP	24"	Adjustable Floor	86
71565	I-24-OIW	24"	Wall Mount	57
71568	I-30-OAP	30"	Adjustable Floor	95
71566	I-30-OIW	30"	Wall Mount	61

#### Oscillating Assembled Fan Heads

EDP #	Catalog No.	Prop Dia.	Fan Style	Ship Wt.
71610	24-IAC-MGBO	24"	Head Assembly	46
38422	30-IAC-MGBO	30"	Head Assembly	56

For Mounting Option replacement parts and Other Components see Industrial Air Circulators - Component Parts submittal sheet.

## Unit Packs Non-Oscillating



Adjustable Floor



Vertical Mount



Wall Mount

### 3 Year Warranty

#### Features

- 115V, 60 Hz, 1 Phase, Totally Enclosed Air Over Ball Bearing Motors
- A safety cable kit is included in all overhead mounted air circulators to prevent the fan from falling if accidentally struck or mounting fails. Single safety cable kits consist of 12 feet of 1/16" diameter cable, 2 cable clamps and instructions.
- All Parts Packaged in One UPS Shippable Carton
- 15' Three Conductor Supply Cord and Plug
- Guard Meets OSHA Standards
- Galvanized Steel Propeller
- 3 Mounting Options
- All Stocked



Type	Tilt (In Degrees) Non-Oscillating	
	Up	Down
Floor	30°	15°
Wall	30°	50°
I-Beam	30°	15°
Vertical	0°	90°

0° = Horizontal Plane

EDP No.	Catalog No.	Prop Dia.	Fan Style	HP	CFM			RPM			Motor Number	F.L. Amps	Ship Wt.
					High	Med	Low	High	Med	Low			
71760	UPI-24PA2A (3-SP)	24"	Adjustable Floor (S.B.)	1/3	5520	4020	2820	1080	700	540	I-3A	3.0	81
71725	I-24W2A (3-SP)	24"	Wall / Vertical Model	1/3									44
71526	UPI-30PA2A (3-SP)	30"	Adjustable Floor (S.B.)	1/3	7185	5300	3415	1080	700	540	I-3A	3.0	90
71726	I-30W2A (3-SP)	30"	Wall / Vertical Model	1/3									49

Performance Ratings are conducted in accordance with AMCA Standard 230-99  
S.B. = Solid Base

## Non-Oscillating Assembled Fan Heads



#### Features


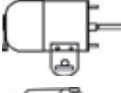

- Motor, Guard, and Propeller are Pre-Assembled
- 30" Head Assembled is UPS OverSize 2
- 18" & 20" fans are 2 Speed
- 24" & 30" fans are 3 Speed

EDP No.	Catalog No.	Prop Dia.	HP	Phase	CFM			RPM			Motor Number	F.L. Amps	Ship Wt.
					High	Med	Low	High	Med	Low			
37113	I-18TEHA	18"	1/15	1	2520	---	1850	1480	---	1020	I-1820TEM	2.6	24
37114	I-20TEHA	20"	1/15	1	2670	---	2035	1650	---	1240	I-1820TEM	2.6	27
37209	I-24-2	24"	1/3	1	5520	4020	2820	1080	700	540	I-3A	3.0	37
37212	I-30	30"	1/3	1	7185	5300	3415	1080	700	540	I-3A	3.0	48

## Industrial Air Circulators

### Component Parts / Accessories

#### Motors

	EDP No.	Catalog No.	F.L. Amps	Ship Wt.	Description
(1) 	70013	I-1820TEM	2.6	10	115V, 1/15 HP, TEAO, ball bearing, 1/2" shaft dia., 2 speed switch, 10' cord & plug (1)
(2) 	78019	I-3A	3.0	22	115V, 1/3 HP, Single Phase, TEAO ball bearing, PSC type, 5/8" shaft dia., 3 speed switch, 15' cord & plug (2)
(3) 	37430	0-3B	2.8	50	115V, 1/4 HP, Single Phase, TEAO, ball bearing, Oscillating, 3 speed, 5/8" shaft dia. (3) <b>Note:</b> Motor <b>NOT</b> to be used in the <b>UPSIDE-DOWN</b> position.

#### Capacitors

EDP No.	Catalog No.	Ship Wt.	Description
01683	Capacitor	1	Capacitor - 8 MFD (for 78019 motors)
01430	Capacitor	1	Capacitor - 20 MFD (for 37430 motors)

#### Guards



EDP No.	Catalog No.	Ship Wt.	Description
71000	C-1820G	11	18" - 20" guard - use on EDP # 70013 motor.
21070	AC24-G	14	24" Guard
21080	AC30-G	20	30" Guard

#### Galvanized Propellers



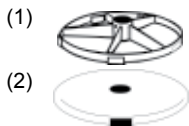
EDP No.	Catalog No.	Ship Wt.	Description
70740	I-18B	3	18" propeller - use on EDP # 70013 motor
72100	I-20B5	3	20" propeller - use on EDP # 70013 motor
73300	I-24B2A2	5	24" propeller
73400	I-30B2A	5	30" propeller

#### Pedestal



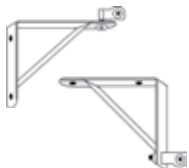
EDP No.	Catalog No.	Ship Wt.	Description
73101	I-2030AP	12	5' to 8' adjustable floor model
73103	C-2030NP	7	Non-Adjustable. 5' high floor model. Top section provides 33 1/2" counter model. Use only with I-2030B Base. Use only with 70013 Motor.

#### Bases



EDP No.	Catalog No.	Ship Wt.	Description
21153	I-2030B	24	Open base (1)
21166	A786B-2	34	Solid base (2)

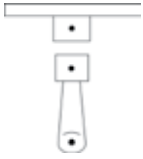
#### Wall / Vertical Mount Bracket



EDP No.	Catalog No.	Ship Wt.	Description
75002	C-2030W	5	For use with non-oscillating industrial air circulators. Safety Cable Kit included. <b>NOT FOR USE WITH OSCILLATING MOTORS.</b>

## Component Parts / Accessories

### Vertical Mount Bracket



EDP No.	Catalog No.	Ship Wt.	Description
11456	DJ-CM	7	Vertical mount for use with industrial 20", 24", and 30" non-oscillating fans. Includes Safety Cable Kit. <b>NOT FOR USE WITH OSCILLATING MOTORS</b>

### Wall Mount Bracket



EDP No.	Catalog No.	Ship Wt.	Description
37772	IAC-WB	7	Use with industrial oscillating and non-oscillating motors. Includes Safety Cable Kit.

### Suspension Mount Bracket



EDP No.	Catalog No.	Ship Wt.	Description
75003	C-2030S	3	Use with non-oscillating industrial & commercial air circulators. Includes Safety Cable Kit. <b>NOT FOR USE WITH OSCILLATING MOTORS</b>

### I-Beam Mount Bracket



EDP No.	Catalog No.	Ship Wt.	Description
37784	IAC-BM-1	13	For use with I-Beam mounting. Includes Safety Cable Kit. <b>NOT FOR USE WITH OSCILLATING MOTORS</b>

### Safety Cable



EDP No.	Catalog No.	Ship Wt.	Description
21204	Safety Kit	3	12' of 1/16" diameter cable, two (2) cable clamps and instructions.

### Accessories



EDP No.	Catalog No.	Ship Wt.	Description
70601	AMFW30K	5	Snap-on wheel kit with set screw lock for 18"-30" Airmaster Pedestal Fans, except I-2030B.
01723	Switch	2	2 Speed / 3 Speed Pull Chain Switch