3M

Half Facepiece Respirator Assembly

5000 Series, Dual Cartridge, Organic Vapor/P95, Disposable

User Manual for 3M™ Organic Vapor Respirator, P95 Assembly 51P71/52P71/53P71

Important: Keep these *User Instructions* for reference.

GENERAL SAFETY INFORMATION

Intended Use

The 3M™ 5000 Series Half Facepiece Respirators are NIOSH approved and designed to help provide respiratory protection against certain airborne contaminants when used in accordance with all use instructions and limitations and applicable safety and health regulations.

This product contains no components made from natural rubber latex.

⚠ WARNING

This respirator helps protect against certain airborne contaminants. **Misuse may result in sickness or death.**

THESE RESPIRATORS ARE APPROVED ONLY IN THE FOLLOWING CONFIGURATIONS:

		RESPIRATOR COMPONENTS																						
		ALTERNATE RESPIRATOR								ADAPTER	RETAINER	ALTERNATE FILTER												
TC-	PROTECTIONS[1]	5101	5201	5301	5103	5203	5303	5106	5206	5306	502	501	2091	2291	2096	2296	2097	2297	2071	2078HF	2078	7093	5N11	5P71	CAUTIONS AND LIMITATIONS[2]
23C-859	OV	X	X	X																					ABCHJLMNO
84A-0017	OV/P100	X	X	X							X		X												ABCHJLMNOP
84A-4666	OV/P100	X	X	X							X			X											ABCHJLMNOP
84A-1027	OV/P100	X	X	X							X				X		X								ABCHJLMNOP
84A-4667	OV/P100	X	X	X							X					X		X							ABCHJLMNOP
84A-1641	OV/P95	X	X	X							X								X						ABCHJLMNOP
84A-2306	OV/HF/P95	X	X	X							X									X					ABCHJLMNOP
84A-2383	OV/P95	X	X	X							X										X				ABCHJLMNOP
84A-0066	OV/P100	X	X	X							X											X			ABCHJLMNOP
84A-0335	OV/N95	X	X	X								X											X		ABCHJLMNOP
84A-1351	OV/P95	X	X	X								X												X	ABCHJLMNOP
23C-865	OV/CL/HC/SD/HF/HS				X	X	X																		ABCHJLMNO
84A-0019	OV/CL/HC/SD/HF/HS/P100				X	X	X				X		X												ABCHJLMNOP
84A-4668	OV/CL/HC/SD/HF/HS/P100				X	X	X				X			X											ABCHJLMNOP
84A-1029	OV/CL/HC/SD/HF/HS/P100				X	X	X				X				X		X								ABCHJLMNOP
84A-4669	OV/CL/HC/SD/HF/HS/P100				X	X	X				X					X		X							ABCHJLMNOP
84A-1643	OV/CL/HC/SD/HF/HS/P95				X	X	X				X								X						ABCHJLMNOP
84A-2308	OV/CL/HC/SD/HF/HS/P95				X	X	X				X									X					ABCHJLMNOP
84A-2385	OV/CL/HC/SD/HF/HS/P95				X	X	X				X										X				ABCHJLMNOP
84A-0068	OV/CL/HC/SD/HF/HS/P100				X	X	X				X											X			ABCHJLMNOP
84A-0337	OV/CL/HC/SD/HF/HS/N95				X	X	X					X											X		ABCHJLMNOP
84A-1353	OV/CL/HC/SD/HF/HS/P95				X	X	X					X												X	ABCHJLMNOP
23C-1768	OV/CL/CD/HC/AM/MA/SD/HF/HS/FM							X	X	X															ABCHJKLMNO
84A-0544	OV/CL/CD/HC/AM/MA/SD/HF/HS/FM/P100							X	X	X	X		X												ABCHJKLMNOP
84A-4670	**OV/CL/CD/HC/AM/MA/SD/HF/HS/FM/P100**							X	X	X	X			X											ABCHJKLMNOP
84A-1032	OV/CL/CD/HC/AM/MA/SD/HF/HS/FM/P100							X	X	X	X				X		X								ABCHJKLMNOP
84A-4671	OV/CL/CD/HC/AM/MA/SD/HF/HS/FM/P100							X	X	X	X					X		X							ABCHJKLMNOP
84A-1646	OV/CL/CD/HC/AM/MA/SD/HF/HS/FM/P95							X	X	X	X								X						ABCHJKLMNOP
84A-2311	OV/CL/CD/HC/AM/MA/SD/HF/HS/FM/P95							X	X	X	X									X					ABCHJKLMNOP
84A-2388	OV/CL/CD/HC/AM/MA/SD/HF/HS/FM/P95							X	X	X	X										X				ABCHJKLMNOP
84A-0545	OV/CL/CD/HC/AM/MA/SD/HF/HS/FM/P100							X	X	X	X											X			ABCHJKLMNOP
84A-0542	OV/CL/CD/HC/AM/MA/SD/HF/HS/FM/N95							X	X	X		X											X		ABCHJKLMNOP
84A-1356	OV/CL/CD/HC/AM/MA/SD/HF/HS/FM/P95							X	X	X		X												X	ABCHJKLMNOP

1. PROTECTION

P100 - Particulate Filter (99.97% filter efficiency level) effective against all particulate aerosols.	P95 - Particulate Filter (95% filter efficiency level) effective against all particulate aerosols.	N95 - Particulate Filter (95% filter efficiency level) effective against particulate aerosols free of oil; time use restrictions may apply.

OV - Organic vapor	CL - Chlorine	CD - Chlorine dioxide	HC - Hydrogen chloride
AM - Ammonia	MA - Methylamine	SD - Sulfur dioxide	HF - Hydrogen fluoride
HS - Hydrogen sulfide	FM - Formaldehyde		

2. CAUTIONS AND LIMITATIONS

A - Not for use in atmospheres containing less than 19.5 percent oxygen.
B - Not for use in atmospheres immediately dangerous to life or health.
C - Do not exceed maximum use concentrations established by regulatory standards.
H - Follow established cartridge and canister change schedules or observe ESLI to ensure that cartridges and canisters are replaced before breakthrough occurs. J - Failure to properly use and maintain this product could result in injury or death.
K - The Occupational Safety and Health Administration regulations require gas-proof goggles to be worn with this respirator when used against formaldehyde L - Follow the manufacturer's User's Instructions for changing cartridges, canister and/or filters.
M - All approved respirators shall be selected, fitted, used, and maintained in accordance with MSHA, OSHA, and other applicable regulations.
N - Never substitute, modify, add, or omit parts. Use only exact replacement parts in the configuration as specified by the manufacturer .
O - Refer to users instructions, and/or maintenance manuals for information on use and maintenance of these respirators.
P - NIOSH does not evaluate respirators for use as surgical masks.

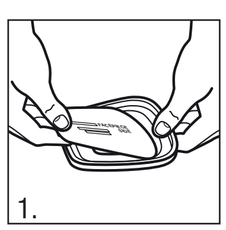

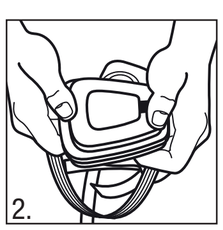

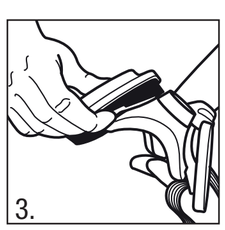

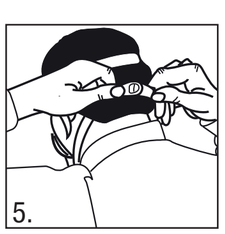



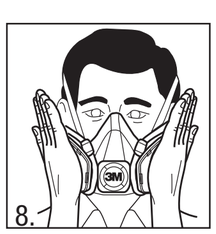

USE INSTRUCTIONS AND LIMITATIONS

3M™ 5000 Series Respirators are manufactured as integral assemblies and the chemical cartridges are not replaceable. Do not use if the cartridges have been removed.

Failure to follow *User Instructions* may result in sickness or death.

Important

Before use, wearer must read and understand these *User Instructions*. Keep these *User Instructions* for reference.

Use For

Respiratory protection from certain organic vapors according to NIOSH approvals, OSHA standards, in Canada CSA standard Z94.4-93 requirements, other applicable regulations and 3M instructions. When 3M™ 5P71 (07194) P95 Particulate Filters are attached, use for solid and liquid aerosol including oils, such as metal fumes produced from welding, brazing, cutting and other operations involving heating of metals; paint spray; pesticides.

Do Not Use For

Concentrations of contaminants which are immediately dangerous to life or health, are unknown or when concentrations exceed 10 times the permissible exposure limit (PEL) or according to specific OSHA standards or applicable government regulations, whichever is lower. Asbestos. Sandblasting.

Use Instructions

1. Failure to follow all instructions and limitations on the use of this respirator and/or failure to wear this respirator during all times of exposure can reduce respirator effectiveness and **may result in sickness or death.**
2. Before occupational use of this respirator, a written respiratory protection program must be implemented meeting all the requirements of OSHA 29 CFR 1910.134 such as training, medical evaluation, and fit testing and applicable OSHA substance specific standards. In Canada, CSA standard Z94.4-93 requirements must be met.
3. The airborne contaminants which can be dangerous to your health include those that you may not be able to see or smell.
4. Leave the contaminated area immediately and contact supervisor if you smell or taste contaminants or if dizziness, irritation, or other distress occurs.
5. Store the respirator away from contaminated areas when not in use.
6. Dispose of used product in accordance with applicable regulations.

Use Limitations

1. This respirator does not supply oxygen. Do not use in atmospheres containing less than 19.5% oxygen.
2. Do not use when concentrations of contaminants are immediately dangerous to life or health, are unknown or when concentration exceed 10 times the permissible exposure limit (PEL) or according to specific OSHA standards or applicable government regulations, whichever is lower.
3. Do not alter, abuse or misuse this respirator. Do not clean using destructive methods such as vacuum, wash, compressed air, etc.
4. Do not use with beards or other facial hair or other conditions that prevent a good seal between the face and the faceseal of the respirator.

Time Use Limitation

1. If respirator becomes damaged, soiled, or breathing becomes difficult, leave the contaminated area immediately and dispose of the respirator.
2. Replace respirator in accordance with an established change schedule or earlier if smell, taste or irritation from contaminants is detected. If used in environments containing only oil aerosols, dispose of filters after 40 hours of use or 30 days, whichever is first.

NIOSH Cautions and Limitations

The following restrictions may apply. See NIOSH approval label.

A– Not for use in atmospheres containing less than 19.5 percent oxygen.
B– Not for use in atmospheres immediately dangerous to life or health.
C– Do not exceed maximum use concentrations established by regulatory standards.
H– Follow established cartridge and canister change schedules or observe ESLI to ensure that cartridge and canisters are replaced before breakthrough occurs.
J– Failure to properly use and maintain this product **could result in injury or death**.
K– The Occupational Safety and Health Administration regulations require gas-proof goggles to be worn with this respirator when used against formaldehyde.
L– Follow the manufacturer's *User's Instructions* for changing cartridges, canister and/or filters.
M–All approved respirators shall be selected, fitted, used, and maintained in accordance with MSHA, OSHA, and other applicable regulations.
N– Never substitute, modify, add, or omit parts. Use only exact replacement parts in the configuration as specified by the manufacturer.
O– Refer to *User's Instructions*, and/or maintenance manuals for information on use and maintenance of these respirators.
P– NIOSH does not evaluate respirators for use as surgical masks.

Respirator Assembly Selection and Approvals

Before using these products, the user must read the specific use for, use limitations and warning information in the *User Instructions* and product packaging.

Cleaning and Storage Instructions

1. Clean facepiece after each use (excluding filters and cartridges), with 3M™ 504 Respirator Wipes (or equivalent).
2. Air dry in a non-contaminated atmosphere.
3. Respirator components should be inspected prior to each use. A respirator with any damaged or deteriorated components should be discarded.
4. The cleaned respirator should be stored in the bag, away from contaminated areas when not in use.

Service Life of Respirator Assemblies

3M™ 5000 Series Respirators should be used before the expiration date on respirator packaging. The useful service life of these respirators will depend upon the activity of the wearer (breathing rate), specific type, volatility and concentration of contaminants and environmental conditions such as humidity, pressure, and temperature. Respirators must be replaced in accordance with an established change schedule, or replace earlier if smell, taste or irritation from the contaminant is detected.

Caution

Failure to properly dispose of spent respirators contaminated by hazardous materials can result in environmental harm. Handling, transportation and disposal of spent cartridges, filters, or respirators must comply with all applicable federal, state, and local laws and regulations.

FITTING INSTRUCTIONS

Must be followed each time respirator is worn.

Filter Assembly Instructions

1. Place the 3M™ 5P71 (07194) Filter into the 3M™ 501 (07054) Filter Retainer so the printed side of the filter faces the cartridge. Diagram 1.
2. Press the 501 (07054) filter retainer onto the cartridge. It should lock securely to the cartridge. The 5P71 (07194) filter **must** completely cover the face of the cartridge. Diagram 2.
3. To replace the 5P71 (07194) filter, remove the 501 (07054) filter retainer by lifting on the tab as shown. Diagram 3.

NOTE: Use of the 501 (07054) filter retainer may aid respirator wearer in conducting a negative pressure user seal check.

FITTING INSTRUCTIONS

Must be followed each time respirator is worn.

Donning Respirator

1. Place the respirator over the mouth and nose, then pull the head harness over the crown of the head. Diagram 4.
2. Take the bottom straps in both hands, place them in back of the neck, and hook them together. Diagram 5.
3. Position the facepiece low on the bridge of your nose for optimal visibility and the best possible fit. Diagram 6.
4. Adjust top straps first, then the lower neck straps by pulling on the ends. DO NOT pull too tight! (Strap tension may be decreased by pushing out on back side of buckles).
5. Perform a positive pressure and/or negative pressure user seal check. The positive pressure method is recommended. (See instructions below)

INSTRUCTIONS FOR POSITIVE AND NEGATIVE PRESSURE USER SEAL CHECKS

- Do not use with beards or other facial hair or other conditions that prevent direct contact between the face and the faceseal of the respirator.

Positive Pressure User Seal Check

Place the palm of your hand over the exhalation valve cover and exhale gently, see Diagram 7. If the facepiece bulges slightly and no air leaks are detected between your face and the faceseal, a proper fit has been obtained. If faceseal air leakage is detected, reposition the respirator on your face and/or readjust the tension of the elastic straps to eliminate the leakage. Repeat the above steps. **If you cannot achieve a proper fit, do not enter the contaminated area. See your supervisor.**

Negative Pressure User Seal Check

Place the palms of the hands to cover the face of the cartridge or open area of the 501 filter retainer, when the retainer is attached to the cartridge, to restrict airflow, see Diagram 8. Inhale gently. If you feel the facepiece collapse slightly and pull closer to your face with no leaks between the face and the faceseal, a proper fit has been obtained. If faceseal air leakage is detected, reposition the respirator on the face and/or readjust the tension of the elastic straps to eliminate the air leakage. Repeat the above steps. **If you cannot achieve a proper fit, do not enter the contaminated area. See your supervisor.**

Note: Before assigning any respirator to be worn in a contaminated area, a qualitative or quantitative fit test must be performed per OSHA Standard 1910.134 or CSA Standard Z94.4.

FIT TESTING

The effectiveness of a respirator will be reduced if it is not fitted properly. Therefore, either quantitative or qualitative fit testing must be conducted prior to the respirator being issued.

Note: Fit testing is a U.S. Occupational Safety and Health Administration (OSHA) and Canadian CSA requirement.

QUANTITATIVE FIT TESTING

Quantitative Fit Testing (QNFT) can be conducted using a 3M™ 6000 Series Quantitative Fit Test Respirator Assembly.

QUALITATIVE FIT TESTING

Qualitative Fit Testing (QLFT) with the 3M™ FT-10 or FT-30 Qualitative Fit Test Apparatus can be conducted using the 3M™ 5000 Series Respirator Assembly equipped with 3M™ 5P71 Particulate filters and 3M™ 501 Retainers.

Respirators should be fit tested while wearing the personal protective equipment (PPE) the wearer may use in their work environment that may affect the fit of the respirator (e.g. hoods, hardhats, safety glasses, hearing protections, etc.).

Check out an excellent selection of masks & respirators we offer on our website.