










Aluminum Dent Repair

1		<p>Pre-Cleaning Pre-wash/clean vehicle prior to disassembly (power wash undercarriage area at repair).</p>
2		<p>Initial Prep Sand DA sand the repair area using grade 80, removing paint beyond damage by 2–4 in. Clean the surface with an approved low VOC surface cleaner.</p>
3		<p>Final Metal Prep Remove remaining paint/coatings in “low spots” using a Scotch-Brite™ Clean N Strip disc. Use a 3 in. grinding disc to remove weld nuggets or other surface imperfections. Clean the surface with an approved low VOC surface cleaner.</p>
4		<p>Mix and Apply Filler Mix and apply filler per manufacturer’s recommendation or use the 3M™ Dynamic Mixing System. Keep the body filler within the primer featheredge area. Cure the body filler 15–20 minutes at 75°F.</p>
5		<p>Initial Sand Filler Block shape sand filler with P80. DA rough featheredge area with P80 abrasive. Use 3M™ Dry Guide Coat between sanding steps to highlight imperfections. Re-apply 3M™ Dry Guide Coat as necessary.</p>
6		<p>Final Sand Filler Final block sand filler with P150 abrasive. DA fine featheredge sand the repair area with P180 abrasive and clean the surface with an approved low VOC surface cleaner applied to a clean towel. Use 3M™ Dry Guide Coat between sanding steps to highlight imperfections.</p>
7		<p>Mix and Apply Glaze Mix and apply glaze if required per manufacturer’s recommendation or if using the 3M™ Dynamic Mixing System. Keep the glaze within the primer featheredge area. Cure glaze for 15–20 minutes at 75°F.</p>
8		<p>Sand Glaze Block sand polyester glaze with P180 abrasive. Use 3M™ Dry Guide Coat to highlight imperfections. Re-apply glaze as necessary to fill minor imperfections.</p>
9		<p>Final Sand and Inspect Featheredge the surrounding area using P180 abrasive. Inspect the repair for quality.</p>

Product List

3M™ Car Wash Soap Concentrate, 1 gallon, PN 38377



3M™ All Purpose Cleaner and Degreaser Concentrate, 1 gallon, PN 38350



3M™ Cubitron™ II Clean Sanding Hookit™ Abrasive Disc, 3 in., 80+ grade, PN 31361; 6 in., 80+ grade, PN 31371



3M™ Platinum™ Plus Body Filler, 1 gallon, PN 01131; for DMS, PN 05863

3M™ Cubitron™ II Fibre Roloc™ Disc, 3 in., 80+ grade, PN 33392



3M™ Roloc™+ Holder, PN 07500

Scotch-Brite™ Roloc™+ Clean N Strip XT Disc, PN 07470



Scotch-Brite™ Roloc™+ Clean N Strip TR Disc, PN 07466



3M™ Platinum™ Plus Finishing Glaze, 30 oz., PN 31180

3M™ Platinum™ Glaze for DMS, 05862

3M™ Dry Guide Coat, 50 gram applicator kit, PN 05861

3M™ Cubitron™ II Hookit™ Clean Sanding Sheet Roll, 70mm x 12m, 80+ grade, PN 34442; 150+ grade, PN 34445; 180+ grade, PN 34446

3M™ Cubitron™ II Clean Sanding Hookit™ Disc, 6 in., 180+ grade, PN 31374

Think About Your Health

3M™ E-A-R™ Skull Screws™ Ear Plug, PN P1300

3M™ Half Facepiece Respirator, PN 07182

3M™ Virtua™ CCS Protective Eyewear with Foam Gasket, PN 11872



Not a complete list. Select protective eyewear, appropriate gloves, hearing protection, respirator and protective clothing based on your job and exposure assessment.