



Particulate Respirator N95

User Instructions
**8210Plus/8210PlusMX/
8210/8210MX/07048/8110S**



WARNING

This respirator helps protect against certain particles. **Misuse may result in sickness or death.**

User Instructions

IMPORTANT: Keep these *User Instructions* for reference.

IMPORTANT

Before use, wearer must read and understand these *User Instructions*. Keep these instructions for reference.

Use For

Particles such as those from grinding, sanding, sweeping, sawing, bagging, or processing minerals, coal, iron ore, flour, metal, wood, pollen, and certain other substances. Liquid or non-oil based particles from sprays that do not also emit oil aerosols or vapors. Follow all applicable local regulations.

Do Not Use For

Do not use for gases and vapors, oil aerosols, asbestos, or sandblasting; particulate concentrations that exceed either 10 times the occupational exposure limit or applicable government regulations, whichever is lower. In the United States, do not use when the U.S. Occupational Safety and Health Administration (OSHA) substance specific standards, such as those for arsenic, cadmium, lead in the construction industry, or 4,4'-methylene dianiline (MDA), specify other types of respiratory protection. This respirator does not supply oxygen.

Biological Particles

This respirator can help reduce inhalation exposures to certain airborne biological particles (e.g. mold, *Bacillus anthracis*, *Mycobacterium tuberculosis*, etc.) but cannot eliminate the risk of contracting infection, illness or disease. OSHA and other government agencies have not established safe exposure limits for these contaminants.

Use Instructions

1. Failure to follow all instructions and limitations on the use of this respirator and/or failure to wear this respirator during all times of exposure can reduce respirator effectiveness and **may result in sickness or death.**
2. In the U.S., before occupational use of this respirator, a written respiratory protection program must be implemented meeting all the requirements of OSHA 29 CFR 1910.134, such as training, fit testing, medical evaluation, and applicable OSHA substance specific standards. In Canada, CSA standard Z94.4 requirements must be met and/or requirements of the applicable jurisdiction, as appropriate. Follow all applicable local regulations.
3. The particles which can be dangerous to your health include those so small that you cannot see them.
4. Leave the contaminated area immediately and contact supervisor if dizziness, irritation, or other distress occurs.
5. Store the respirator away from contaminated areas when not in use.
6. Inspect respirator before each use to ensure that it is in good operating condition. Examine all the respirator parts for signs of damage including the two headbands, attachment points, nose foam, and noseclip. The respirator should be disposed of immediately upon observation of damaged or missing parts. Filtering facepieces are to be inspected prior to each use to assure there are no holes in the breathing zone other than the punctures around staples and no damage has occurred. Enlarged holes resulting from ripped or torn filter material around staple punctures are considered damage. Immediately replace respirator if damaged. Staple perforations do not affect NIOSH approval (For 8110S only).
7. Conduct a user seal check before each use as specified in the Fitting Instructions section. **If you cannot achieve a proper seal, do not use the respirator.**
8. Dispose of used product in accordance with applicable regulations.

Use Limitations

1. This respirator does not supply oxygen. Do not use in atmospheres containing less than 19.5% oxygen.
2. Do not use when concentrations of contaminants are immediately dangerous to life and health, are unknown or when concentrations exceed 10 times the permissible exposure limit (PEL) or according to specific OSHA standards or applicable government regulations, whichever is lower.
3. Do not alter, wash, abuse or misuse this respirator.
4. Do not use with beards or other facial hair or other conditions that prevent a good seal between the face and the sealing surface of the respirator.
5. Respirators can help protect your lungs against certain airborne contaminants. They will not prevent entry through other routes such as the skin, which would require additional personal protective equipment (PPE).
6. This respirator is designed for occupational/professional use by adults who are properly trained in its use and limitations. This respirator is not designed to be used by children.

8210Plus/8210PlusMX/8210/8210MX/07048/8110S

- Individuals with a compromised respiratory system, such as asthma or emphysema, should consult a physician and must complete a medical evaluation prior to use.
- When stored in accordance with temperature and humidity conditions specified below, the product may be used until the “use by” date specified on the packaging.

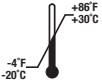
Storage Conditions and Shelf Life

Before use, store respirators in the original packaging away from contaminated areas, dust, sunlight, extreme temperatures, excessive moisture and damaging chemicals. When stored in accordance with temperature and humidity conditions specified below, the product may be used until the “use by” date specified on packaging. Always inspect product and conduct a user seal check before use as specified in the *User Instructions*. **If you cannot achieve a proper seal, do not use the respirator.**



End of Shelf Life

Use respirators before the “use by” date specified on packaging



Storage Temperature Range

-20°C (-4°F) to +30°C (+86°F).



Storage Maximum Relative Humidity

<80% RH

Time Use Limitation

If respirator becomes damaged, soiled or breathing becomes difficult, leave the contaminated area immediately and replace the respirator.

Fitting Instructions

Must be followed each time respirator is worn.

- Prestretch top and bottom straps before placing respirator on the face (8210/8210MX only) (Fig. 1).
- Cup the respirator in your hand, with the nosepiece at your fingertips, allowing the headbands to hang freely below your hand (Fig. 2).
- Position the respirator under your chin with the nosepiece up. Pull the top strap over your head resting it high at the top back of your head. Pull the bottom strap over your head and position it around the neck below the ears (Fig. 3).
- Place your fingertips from both hands at the top of the metal nosepiece. Using two hands, mold the nose area to the shape of your nose by pushing inward while moving your fingertips down both sides of the nosepiece (Fig. 4).
▲ Pinching the nosepiece using one hand may result in improper fit and less effective respirator performance. Use two hands.
- Perform a User Seal Check prior to each wearing. To check the respirator-to-face seal, place both hands completely over the respirator and exhale sharply. Be careful not to disturb the position of the respirator. If air leaks around nose, readjust the nosepiece as described in step 4. If air leaks at the respirator edges, work the straps back along the sides of your head (Fig. 5). **If you CANNOT achieve a proper seal, DO NOT enter the contaminated area. See your supervisor.**

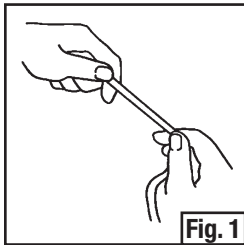


Fig. 1

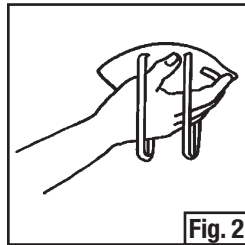


Fig. 2

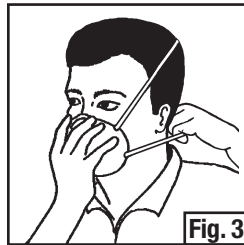


Fig. 3

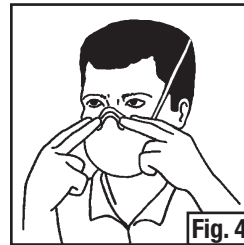


Fig. 4

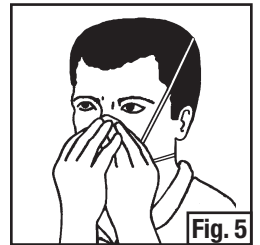


Fig. 5

Removal Instructions

See step 3 of *Fitting Instructions* and cup respirator in hand to maintain position on face. Pull bottom strap over head. Still holding respirator in position, pull top strap over head and remove respirator.

This respirator contains no components made from natural rubber latex.

NIOSH Approved: N95

At least 95% filtration efficiency against solid and liquid aerosols that do not contain oil.



3M



THESE RESPIRATORS ARE APPROVED ONLY IN THE FOLLOWING CONFIGURATIONS:

		RESPIRATOR COMPONENTS						
		FILTERING FACEPIECE						
TC-	PROTECTION ¹	8210	8210 PLUS	8110S	7048	8210MX	8210 PLUS MX	CAUTIONS AND LIMITATIONS ²
84A-0007	N95	X	X	X	X			ABCJMNO P
84A-7762	N95					X		ABCJMNO P
84A-7835	N95						X	ABCJMNO P

1. PROTECTION

N95 - Particulate Filter (95% filter efficiency level) effective against particulate aerosols free of oil; time use restrictions may apply.

2. CAUTIONS AND LIMITATIONS

- A - Not for use in atmospheres containing less than 19.5 percent oxygen.
- B - Not for use in atmospheres immediately dangerous to life or health.
- C - Do not exceed maximum use concentrations established by regulatory standards.
- J - Failure to properly use and maintain this product could result in injury or death.
- M - All approved respirators shall be selected, fitted, used and maintained in accordance with MSHA, OSHA and other applicable regulations.
- N - never substitute, modify, add, or omit parts. Use only exact replacement parts in the configuration as specified by the manufacturer.
- O - Refer to User's Instructions, and / or maintenance manuals for information on use and maintenance of these respirators.
- P - NIOSH does not evaluate respirators for use as surgical masks.