






# Coated Abrasive Discs, Brushlon Discs, Bristle Discs, CRD Discs, Roloc™ Discs and Surface Conditioning Discs

NOTE: These instructions do not cover Fibre Discs, Flap Discs and Unitized Discs

## Safety Information

- Deliver this insert with product to operator.
- Read this entire insert before mounting product on tool or machine.
- Post this insert in the work area.

Read the Safety Data Sheets (SDS) before using any materials.

Contact the suppliers of the workpiece materials and abrasive materials for copies of the SDS if one is not readily available.

**⚠ WARNING**

Exposure to **DUST** generated from workpiece and/or abrasive materials can result in lung damage and/or other physical injury. Use dust capture or local exhaust as stated in the SDS. Wear government-approved respiratory protection and eye and skin protection. Failure to follow this warning can result in serious lung damage and/or physical injury.

**⚠ WARNING**

- Exceeding maximum operating speed can cause disc to fly off backup pad or back up pad to break apart and may cause injury.
- Always wear approved and appropriate eye, face, ear, hand and body protections. Injury to face\* and eyes\* can result if product fails. See ANSI Z87.1 for proper safety equipment.
- Excessive operating speed or generation of extreme heat may result in harmful emissions. Use local ventilation.



Improper use can cause product to break apart and may cause injury to operators and bystanders.\*\*

Take precautions indicated below.

CHECK to make sure the tool does not run faster than the maximum operating speed (Max. RPM).

Certain coated abrasive discs do not have a speed rating and so the Max. RPM of the backup pad should be used. The maximum operating speed of Roloc™ discs, certain coated abrasive discs, and surface conditioning discs, is located on the box.


The maximum operating speed of Bristle discs is molded into the back of the disc.

The maximum operating speed of Brushlon discs is on the label on the back side of the disc.

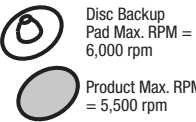
- Always use proper backup pad with discs.

SELECT a back up pad that is compatible with and the same size as the disc being used.

Disc Can Fly Off



Example:



Disc Backup Pad Max. RPM = 6,000 rpm

Product Max. RPM = 5,500 rpm

In this example, do not exceed 5,500 rpm

Shaft mounted discs REQUIRE side washers at least 1/4 the outer diameter of the disc.

**⚠ WARNING**

- Sparks and particles generated from normal disc operation can cause fire or explosion.
- REMOVE FLAMMABLE OR EXPLOSIVE materials from work area.
- Do not use in dusty, flammable or explosive environments.
- Do not use on flammable or explosive materials.
- DIRECT sparks away from face and body.
- Consult your plant Safety Engineer for safe work set-up.



**⚠ WARNING**

- Inspect both the disc and backup pads prior to use and replace if damaged or worn (cracks, nicks, or wear). Damaged product can break apart during use and cause serious injury.
- ENSURE the backup pad shaft is fully seated in the tool collet or properly secured to the tool per the manufacturer's recommendations. Center disc properly on backup pad.
- CENTER disc properly on backup pad.
- Hookit™ type discs MUST be initially started on the workpiece to ensure the disc is fully IMBEDDED onto the backup pad.
- Do not free spin disc.

**⚠ CAUTION**

Abusive operation can cause product on backup plate to break apart and may cause injury to operators and bystanders.

- Avoid contact with the abrasive or severe cuts and abrasions could result. Use appropriate personal protective equipment.
- Do not alter or modify the product in anyway.
- Do not jam the product into tight places.
- STOP IMMEDIATELY if vibration or wobbling occurs during use. Determine cause and correct before continuing.
- Use only 3M recommended system and operating conditions.
- Product should only be used by trained operators or under direct supervision of experienced personnel.
- Trizact™ Finesse-it™ products should not be used with solvent lubrication. Intended to be used with water lubrication only.

- Incorrect storage could affect safety as well as product performance.

Store coated abrasive discs at temperatures between 60-80°F (15-17°C) and between 35-50% relative humidity.

Store surface conditioning discs at temperatures below 150°F (65°C) and limit exposure to water and high humidity.

Do not use with abnormally curled or cupped shape.

\*For eye and face protection, see ANSI Standard Z87.1

\*\*For further information on coated abrasive products, consult ANSI Standard B7.7, "Safety Requirements for Abrading Materials with Coated Abrasive Systems".