

Properly dress and finish welded areas prior to applying direct to metal sealer.

Seam Sealer Installation: Direct to Metal

1



Surface Prep

Scuff sealer application areas using a maroon Scotch-Brite™ Hand Pad. Blow off with clean, dry air.

2



Clean

Use a clean cloth or paper towel to clean repair area with all purpose cleaner and degreaser followed by a VOC compliant wax and grease remover. **Note: DO NOT spray or saturate seams with cleaner.**


3



Apply Tight Coat

Apply thin bead of sealer to desired joint. Tool sealer into seam ensuring proper sealing and adhesive qualities.

4



Apply Seam Sealer

Apply seam sealer over the prepared seam. Tool to recreate OEM appearance.

Product List

Scotch-Brite™ Hand Pads 7447 PRO, Very Fine grade, 6 in. x 9 in., PN 64926



3M™ All Purpose Cleaner and Degreaser Concentrate, 1 gallon, PN 38350



Marson® Yellow Spreaders, PN 20395



3M™ Urethane Seam Sealer, PN 08361; PN 08362



3M™ MSP Seam Sealer, PN 08370



3M™ Bare-Metal Seam Sealer 200mL, PN 08310; 600mL DMS, PN 58310



Think About Your Health

3M™ E-A-R™ Skull Screws™ Ear Plug, PN P1300



3M™ Half Facepiece Respirator, PN 07182







3M™ Virtua™ CCS Protective Eyewear with Foam Gasket, PN 11872



Not a complete list. Select protective eyewear, appropriate gloves, hearing protection, respirator and protective clothing based on your job and exposure assessment.

Seam Sealer Installation: Over Primer

<p>1</p>		<p>Surface Prep Scuff primer in sealer application areas using a maroon Scotch-Brite™ Hand Pad. Blow off with clean, dry air. Note: Apply 3M seam sealers only over two-part epoxy or two-part urethane primers.</p>
<p>2</p>		<p>Clean Use a clean cloth or paper towel to clean repair area with 3M™ All Purpose Cleaner and Degreaser followed by a VOC compliant wax and grease remover. Note: DO NOT spray or saturate seams with cleaner.</p>
<p>3</p>		<p>Apply Tight Coat Apply thin bead of sealer to desired joint. Tool sealer into seam ensuring proper sealing and adhesive qualities.</p>
<p>4</p>		<p>Apply Seam Sealer Apply seam sealer over the prepared seam. Tool to recreate OEM appearance.</p>

Product List

Scotch-Brite™ Hand Pads 7447 PRO, Very Fine grade, 6 in. x 9 in., PN 64926



3M™ All Purpose Cleaner and Degreaser Concentrate, 1 gallon, PN 38350



Marson® Yellow Spreaders, PN 20395



3M™ Urethane Seam Sealer, PN 08361



3M™ MSP Seam Sealer, PN 08370




3M™ MSP Sprayable Seam Sealer, PN 08374



3M™ Heavy-Bodied Seam Sealer, 200mL, PN 08308; 600mL DMS, PN 58308



3M™ EZ Sand Multi-Purpose Repair Material, 200mL, PN 05887; 600mL DMS, PN 55887



Think About Your Health

3M™ E-A-R™ Skull Screws™ Ear Plug, PN P1300



3M™ Half Facepiece Respirator, PN 07182



3M™ Virtua™ CCS Protective Eyewear with Foam Gasket, PN 11872



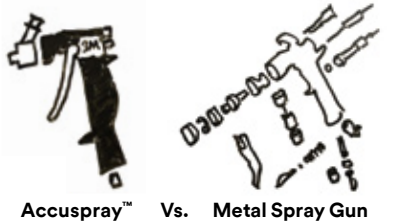
Not a complete list. Select protective eyewear, appropriate gloves, hearing protection, respirator and protective clothing based on your job and exposure assessment.



Science.
Applied to Life.™




ONE spray gun, ultimate versatility.



Accuspray™ Vs. Metal Spray Gun

It's not metal, but it sure acts like it.

Our mission is to **take the pain OUT of painting** — that means cleaning and maintenance — and it's got to be done **without sacrificing performance**.



We added extra atomizing air holes to the new 1.2mm and 1.3mm atomizing heads to ensure you're getting the premium performance you would expect out of your metal guns, while making cleaning quick and easy with see through atomizing heads.



With five sizes of replaceable, interchangeable atomizing heads, Accuspray™ ONE is your ONE spray gun solution.





Heavy Body Coat



2.0mm atomizing head is great for heavy body coating. Make spot repairs with gel coat, enamels and latex paints.



Medium Viscosity



1.8mm atomizing head is great for medium viscosity coatings such as primers, lacquers and adhesives of all kinds. Spray in any direction, get into tight spaces and put the adhesive right where you want it, with the pattern you prefer.



Low Viscosity



1.4mm atomizing head is great for lower viscosity coatings and achieving fine atomization such as lacquers, single stage paints, polyurethanes, automotive base and clear coats, and marine top coats.

Ultimate Versatility.

3M™ Accuspray™ ONE Spray Gun System with PPS™ (PN 16580)

- No maintenance kits
- Easy cleaning
- Performance of a brand new spray gun with each new atomizing head
- Spray gun requires 13CFM at 20psi



	Part No.	Size	Kit Contents
3M™ Accuspray™ ONE Spray Gun System with PPS™	16580	Atomizing Heads: 1.2mm, 1.3mm, 1.4mm and 1.8mm	4 - Atomizing Heads 1 - Air Flow Control Valve 1 - 22 oz Mixing Cup & Collar 5 - Disposable Lids & Liners - Sealing Plugs - Color ID Clips
3M™ Accuspray™ Atomizing Heads	16582	1.2mm (blue)	1 - Atomizing Head
	16583	1.3mm (green)	
	16584	1.4mm (orange)	
	16585	1.8mm (clear)	
	16609	2.0mm (red)	



Finish Coats



1.2mm and 1.3mm atomizing heads are intended to provide the highest quality finishes and finest atomization. From automotive, specialty vehicle and marine to aerospace, wood finishes and general industrial, you're sure to get premium performance without the complication of tedious cleaning and maintaining.

3M Science.
Applied to Life.™




Perfect Utility, Ultimate Versatility.



Accuspray™ Vs. Metal Spray Gun

It's not metal, but it sure acts like it.

Our mission is to **take the pain OUT of painting** — that means cleaning and maintenance — and it's got to be done **without sacrificing performance**.



That's why the 3M™ Accuspray™ Spray Gun System is designed to work with the new 3M™ PPS™ Series 2.0 Paint Cup System and the original 3M™ PPS™ Paint Cups. You can now upgrade your 3M™ Accuspray™ gun with new Accuspray™ Atomizing Heads to use with 3M™ PPS™ Series 2.0 cups. They're designed to take advantage of PPS™ Series 2.0's improved material flow, and to deliver more-consistent atomization.



With five sizes of atomizing heads, make Accuspray™ **ONE** your ultimate utility gun and *the perfect complement to your collection*.



1.2mm*



1.3mm*



1.4mm*



1.8mm*



2.0mm

Built for Bumpers



With the 1.2mm and 1.3mm atomizing heads, you can go from start to finish on bumpers: primer, sealer, basecoat and clearcoat.

Shoot 'N' Share



New prepper, helper or painter in the shop? The utility gun you can feel confident sharing, no matter the application. New head = new gun.

Small Parts Made Simple



Every job, no matter the size, means cleaning. Make the small ones quick and painless with see-through, replaceable atomizing heads.

ONE Gun = ONE Trip Into the Paint Booth



Multiple parts in the booth? With five sizes to choose from, go from primer-to-clear and never leave the booth! Choose the preferred size for your application, or follow paint company spray gun setup recommendations.

3M™ Accuspray™ ONE Spray Gun Kit

This all-in-ONE kit includes:

- Polished 3M™ Accuspray™ ONE Spray Gun
- One each: 1.2mm, 1.3mm, 1.4mm, 1.8mm, 2.0mm atomizing heads
- Air control valve
- Colored identification clips
- Gun hanger



	Part No.	Size	Description
3M™ Accuspray™ ONE Spray Gun	16578	1.2mm/1.3mm/1.4mm/ 1.8mm/2.0mm	Accuspray™ ONE Spray Gun Kit
	16579	—	Accuspray™ ONE Spray Gun Replacement (Gun Only)
	16587	(2) 1.8mm/(2) 2.0mm	Model HGP (Pressurized)
3M™ Accuspray™ Atomizing Heads for PPS™ Series 2.0.	26612	1.2mm	Blue, 4/Box
	26613	1.3mm	Green, 4/Box
	26614	1.4mm	Orange, 4/Box
	26618	1.8mm	Clear, 4/Box
	26620	2.0mm	Red, 4/Box
3M™ Accuspray™ Atomizing Heads for PPS™ Series 1.0	16615	1.2mm	Blue, 4/Box
	16614	1.3mm	Green, 4/Box
	16612	1.4mm	Orange, 4/Box
	16611	1.8mm	Clear, 4/Box
	16609	2.0mm	Red, 4/Box
3M™ Accuspray™ Accessories	16573	—	Air Flow Control Valve
	16572	—	HVLP Test Air Cap
	16571	—	Fluid Needle